



**Scoring:** FIXED TIME, Best 2 hits on cardboard.

**Targets:** 8 USPSA targets

**Rounds:** 22

### Start Position:

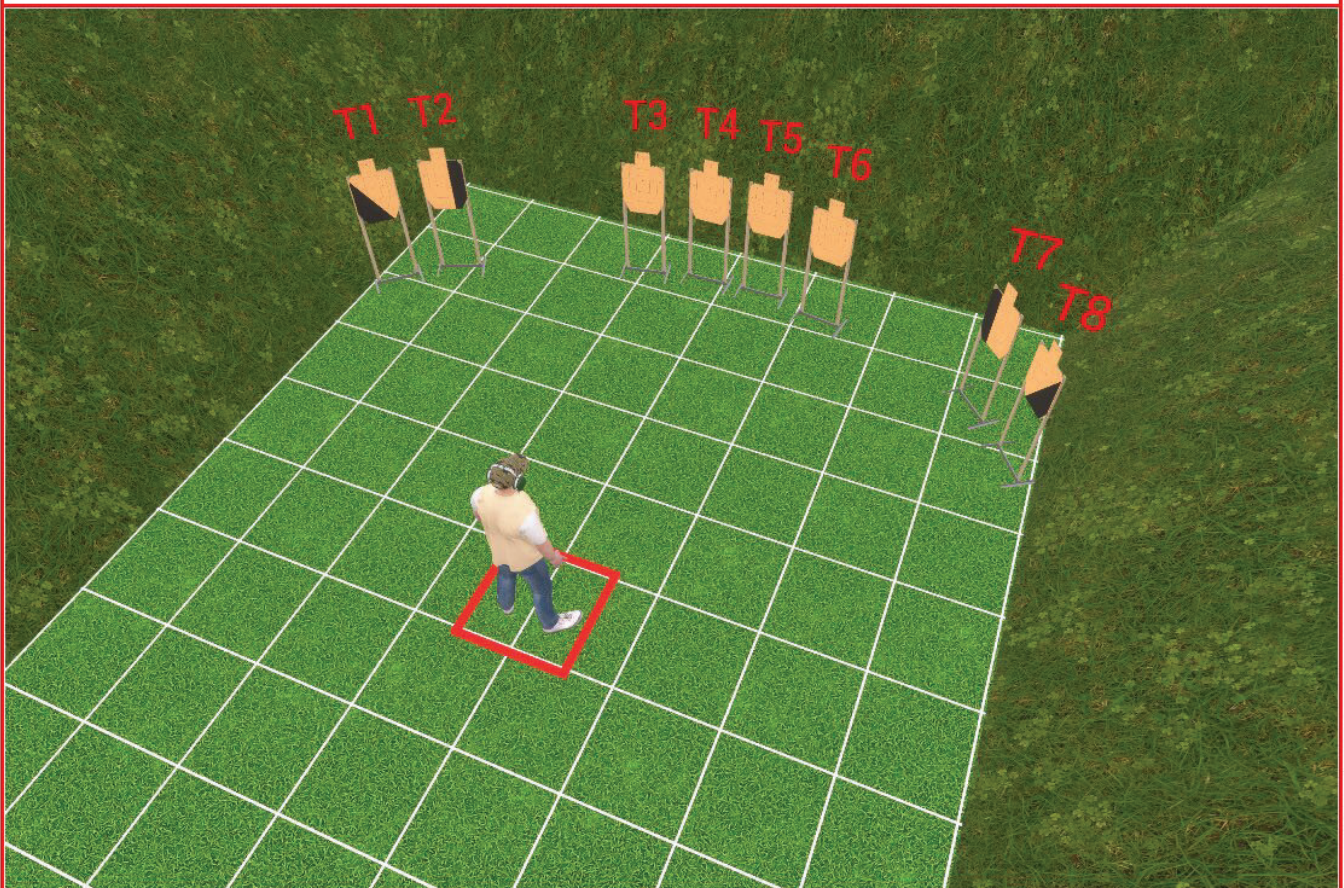
The start position is standing in the shooting box, facing down range with wrists below belt. Handgun is loaded and holstered. PCC start position is stock on belt, safety on, muzzle pointing downrange

### Procedure:

On the audible start signal, engage one array, perform a Mandatory Reload and then engage the second array from the shooting box.

T3-T6 (open targets) is one array. T1-T2 & T7-T8 (hard cover targets) is another array.

One Procedural for each shot over 8.3 seconds.



# CCFL

# Stage 1 - 8 Seconds of Fun

by Bretton Rebol

## WRITTEN STAGE BRIEFING

Welcome to Stage 1 - 8 Seconds of Fun.

This is a 22 round, 80 point FIXED TIME Medium course. There are 8 USPSA targets. The start signal is audible.

The start position is standing in the shooting box, facing down range with wrists below belt. Handgun is loaded and holstered. PCC start position is stock on belt, safety on, muzzle pointing downrange

On the audible start signal, engage one array, perform a Mandatory Reload and then engage the second array from the shooting box.

T3-T6 (open targets) is one array. T1-T2 & T7-T8 (hard cover targets) is another array.

One Procedural for each shot over 8.3 seconds.





## Stage 2 - Peek-a-Boo

by Bretton Rebol

**Scoring:** COMSTOCK, Best 2 hits on cardboard.

**Targets:** 10 USPSA targets, 4 poppers, 2 mini poppers

**Rounds:** 26

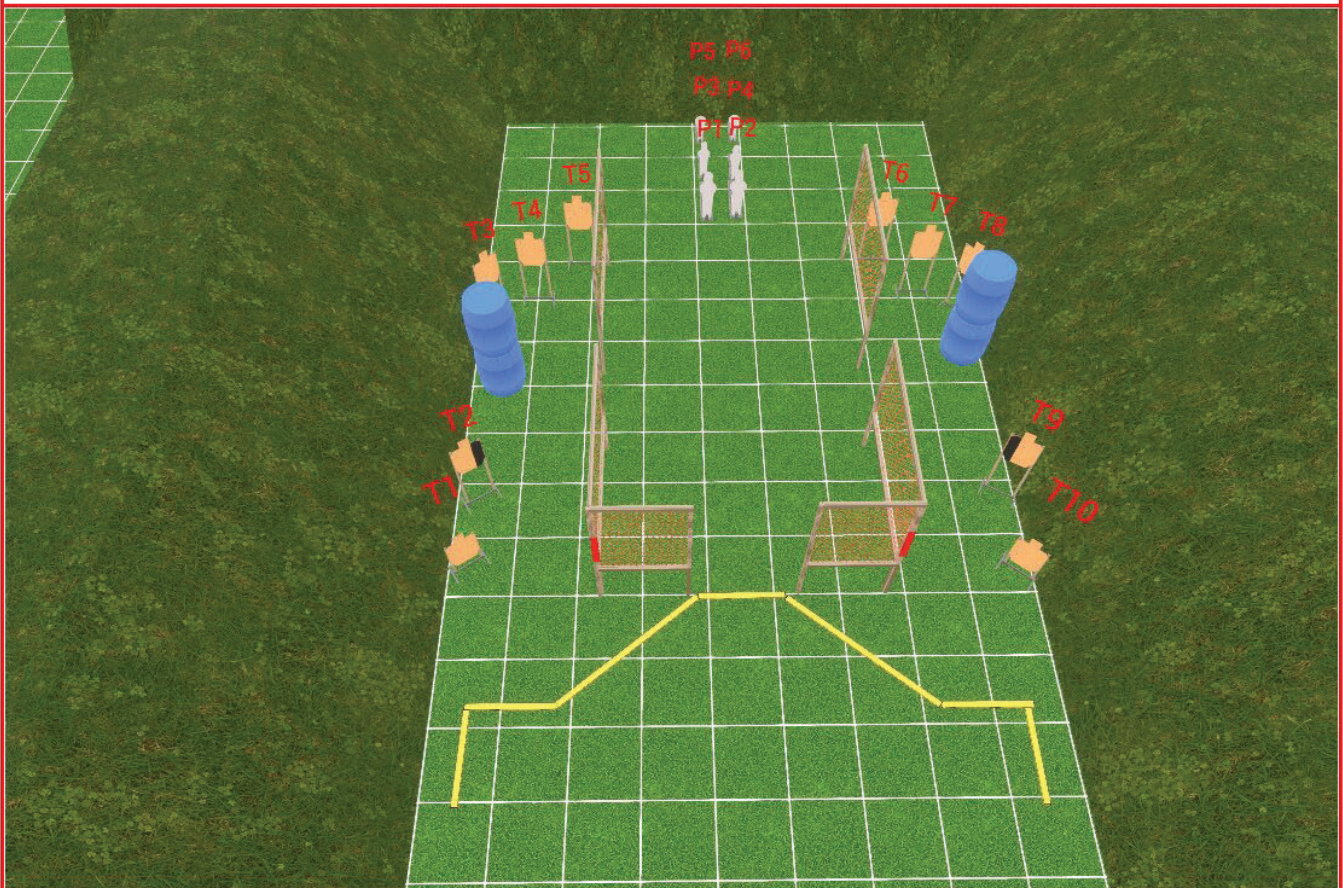
### Start Position:

The start position is standing with both hands touching either start stick, facing down range. Handgun is loaded and holstered.

PCC start position is stock on belt, safety on, muzzle touching either start stick.

### Procedure:

On the audible start signal, engage all targets from within the shooting area.



# CCFL

## Stage 2 - Peek-a-Boo

by Bretton Rebol

# WRITTEN STAGE BRIEFING

Welcome to Stage 2 - Peek-a-Boo.

This is a 26 round, 130 point COMSTOCK Long course. There are 10 USPSA targets and 6 poppers. The start signal is audible.

The start position is standing with both hands touching either start stick, facing down range. Handgun is loaded and holstered.

PCC start position is stock on belt, safety on, muzzle touching either start stick.

On the audible start signal, engage all targets from within the shooting area.





**Scoring:** COMSTOCK, Best 2 hits on cardboard.

**Targets:** 14 USPSA targets

**Rounds:** 28

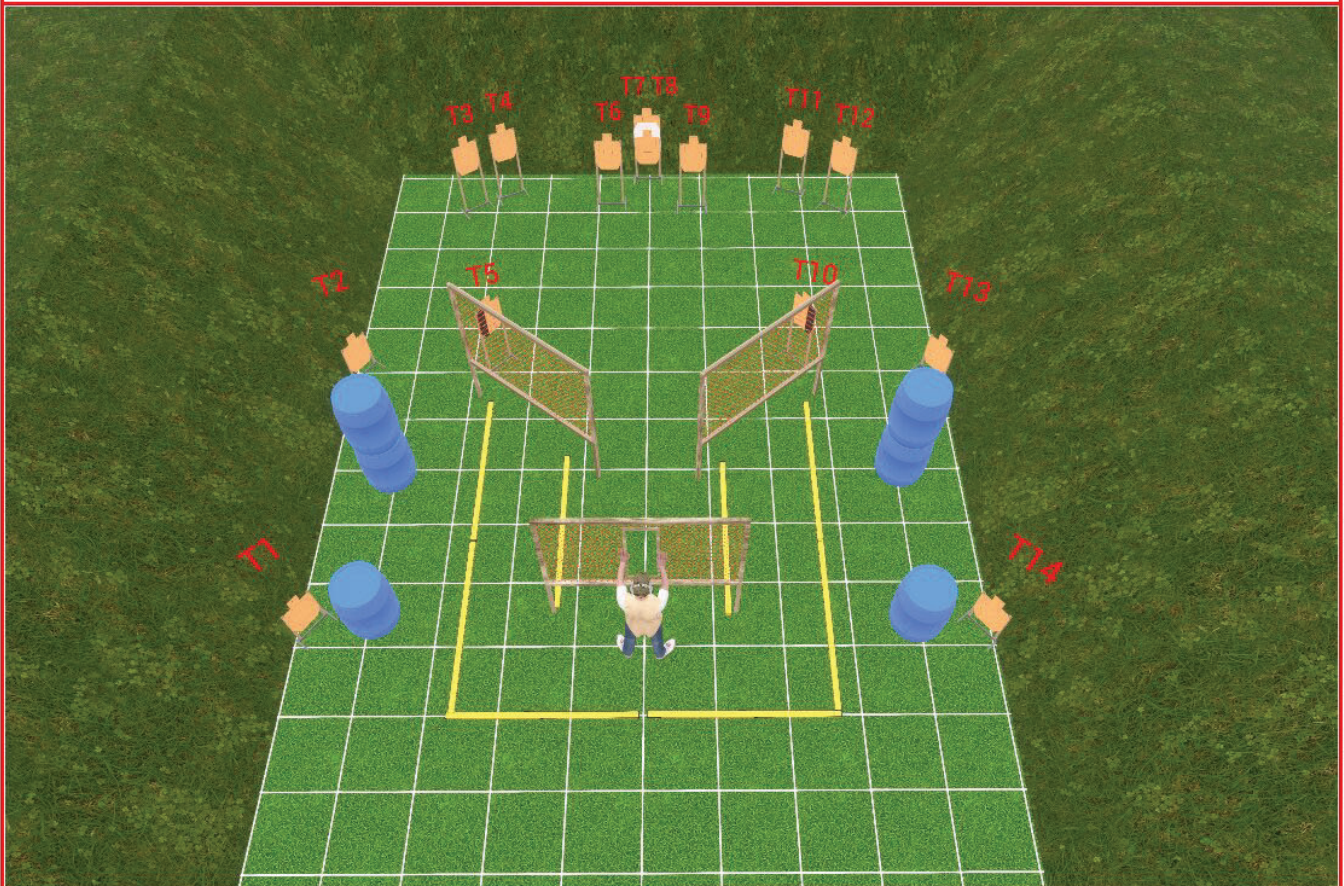
**Start Position:**

The start position is standing at the port, facing down range with both hands on port. Handgun is loaded and holstered.

PCC start position is stock on belt, safety on, muzzle touching the bottom of the port.

**Procedure:**

On the audible start signal, engage all targets from within the shooting area. You must remain within the fault lines for the entire course of fire (per rule 1.1.5.5).



# CCFL

## Stage 3 - Question

by NROI

# WRITTEN STAGE BRIEFING

Welcome to Stage 3 - Question.

This is a 28 round, 140 point COMSTOCK Long course. There are 14 USPSA targets. The start signal is audible.

The start position is standing at the port, facing down range with both hands on port. Handgun is loaded and holstered.

PCC start position is loaded, stock on belt, safety on, muzzle touching the bottom of the port.

On the audible start signal, engage all targets from within the shooting area. You must remain within the fault lines for the entire course of fire (per rule 1.1.5.5).



**RULES:** USPSA Handgun Competition Rules

**COURSE DESIGNER:** Joseph Beltran

### Stage Procedure

**SCORING:** Comstock, 14 rounds, 70 points

**TARGETS:** 7 USPSA Targets

**SCORED HITS:** Best 2 per USPSA Target

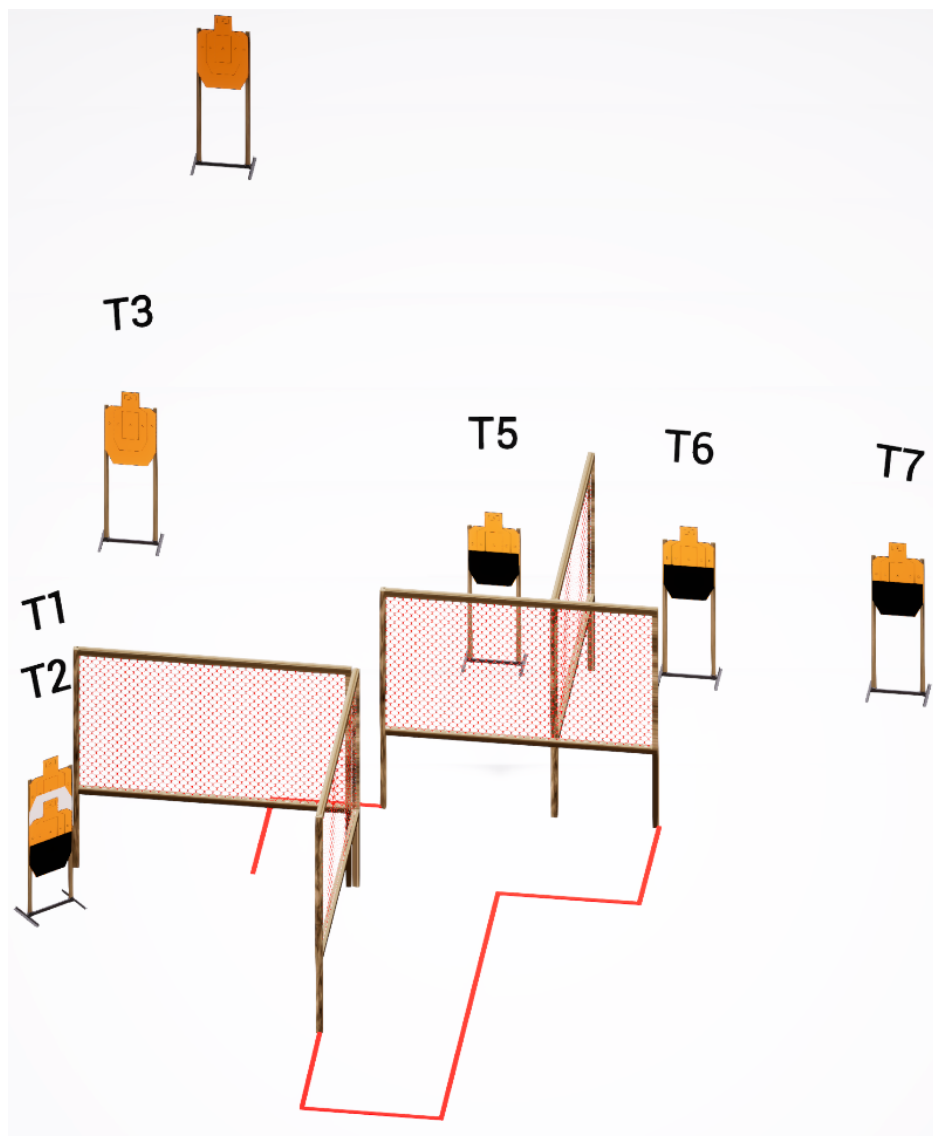
**START-STOP:** Audible - Last Shot

**START POSITION:** The **Handgun Start Position** is standing anywhere inside of the shooting area, wrists below belt. Handgun is loaded and holstered.

The **PCC Start Position** is standing anywhere inside of the shooting area. Carbine is loaded with stock on belt.

The **Make Ready** position is at the same location as the Start Position.

**PROCEDURE:** Upon the start signal, engage targets from within the shooting area.



## Written Stage Briefing

CM 25-06 They All Count is a 14 round, 70 point Comstock Classifier course. There are 7 USPSA targets. The best 2 hits per target will score. The start signal is audible.

The **Handgun Start Position** is standing anywhere inside of the shooting area, wrists below belt. Handgun is loaded and holstered.

The **PCC Start Position** is standing anywhere inside of the shooting area. Carbine is loaded with stock on belt.

The **Make Ready** position is at the same location as the Start Position.

Upon the start signal, engage targets from within the shooting area.





## Stage 5 - Shooting Star

by Bretton Rebol

**Scoring:** COMSTOCK, Best 2 hits on cardboard.

**Targets:** 10 USPSA targets, 5 steel

**Rounds:** 25

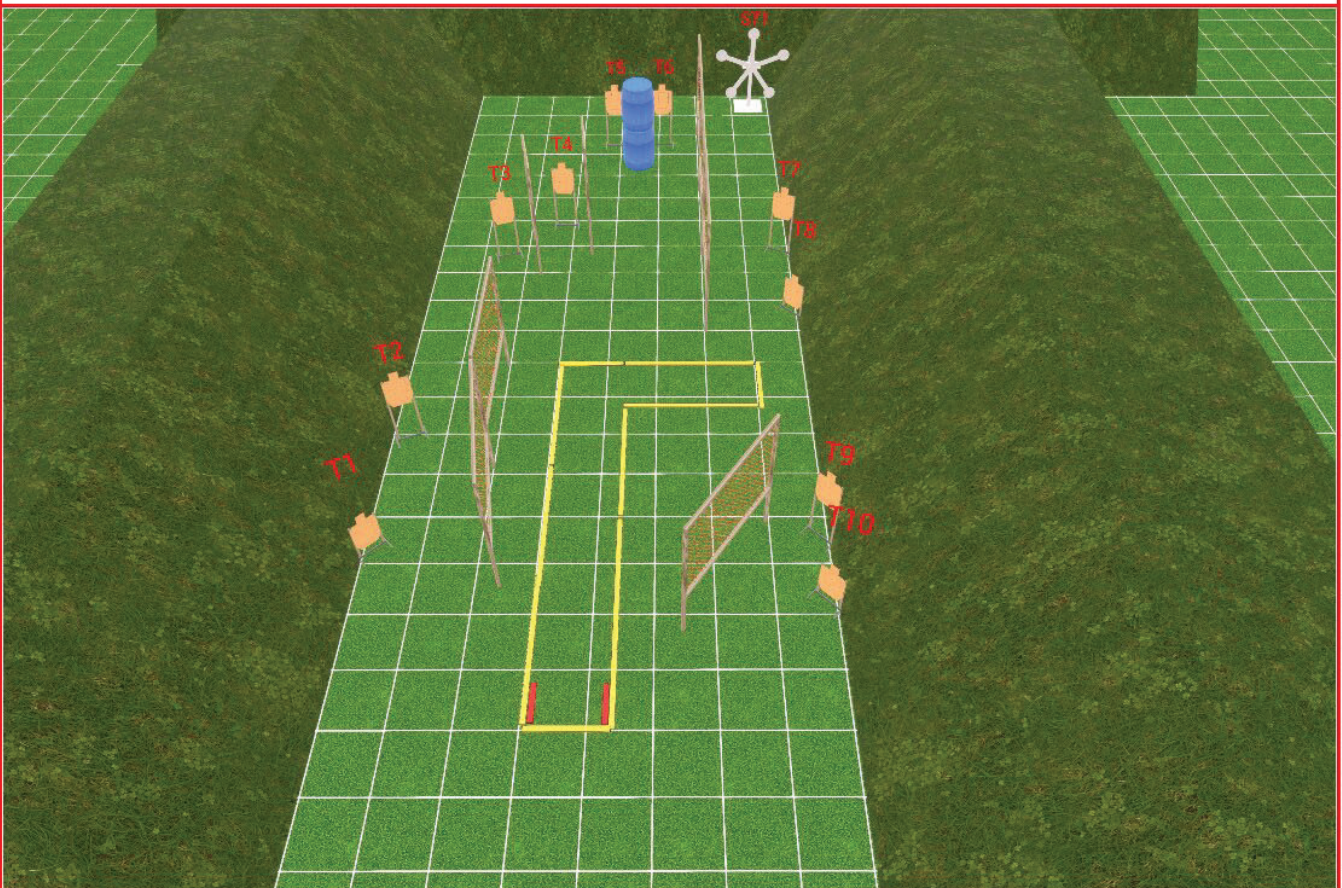
### Start Position:

The start position is standing with toes of both feet touching either start stick and wrists below belt. Handgun is loaded and holstered.

PCC start position is standing with toes of both feet touching either start stick and stock on belt, safety on, muzzle pointing downrange.

### Procedure:

On the audible start signal, engage all targets from within the shooting area.



# CCFL

## Stage 5 - Shooting Star

by Bretton Rebol

# WRITTEN STAGE BRIEFING

Welcome to Stage 5 - Shooting Star.

This is a 25 round, 125 point COMSTOCK Long course. There are 10 USPSA targets and 5 plates. The start signal is audible.

The start position is standing with toes of both feet touching either start stick and wrists below belt. Handgun is loaded and holstered.

PCC start position is standing with toes of both feet touching either start stick and stock on belt, safety on, muzzle pointing downrange.

On the audible start signal, engage all targets from within the shooting area.





# Stage 6 - Mega Blazer

by Bretton Rebol

**Scoring:** COMSTOCK, Best 2 hits on cardboard.

**Targets:** 20 USPSA targets

**Rounds:** 40


## Start Position:

The start position is standing with both feet touching the start stick, facing down range with wrists below belt. Handgun is loaded and holstered.

PCC start position is standing with both feet touching the start stick, stock on belt, safety on, muzzle pointing downrange.

## Procedure:

On the audible start signal, engage all targets from within the shooting areas.



# CCFL

## Stage 6 - Mega Blazer

by Bretton Rebol

# WRITTEN STAGE BRIEFING

Welcome to Stage 6 - Mega Blazer.

This is a 40 round, 200 point COMSTOCK Long course. There are 20 USPSA targets. The start signal is audible.

The start position is standing with both feet touching the start stick, facing down range with wrists below belt. Handgun is loaded and holstered.

PCC start position is standing with both feet touching the start stick, stock on belt, safety on, muzzle pointing downrange.

On the audible start signal, engage all targets from within the shooting areas.

