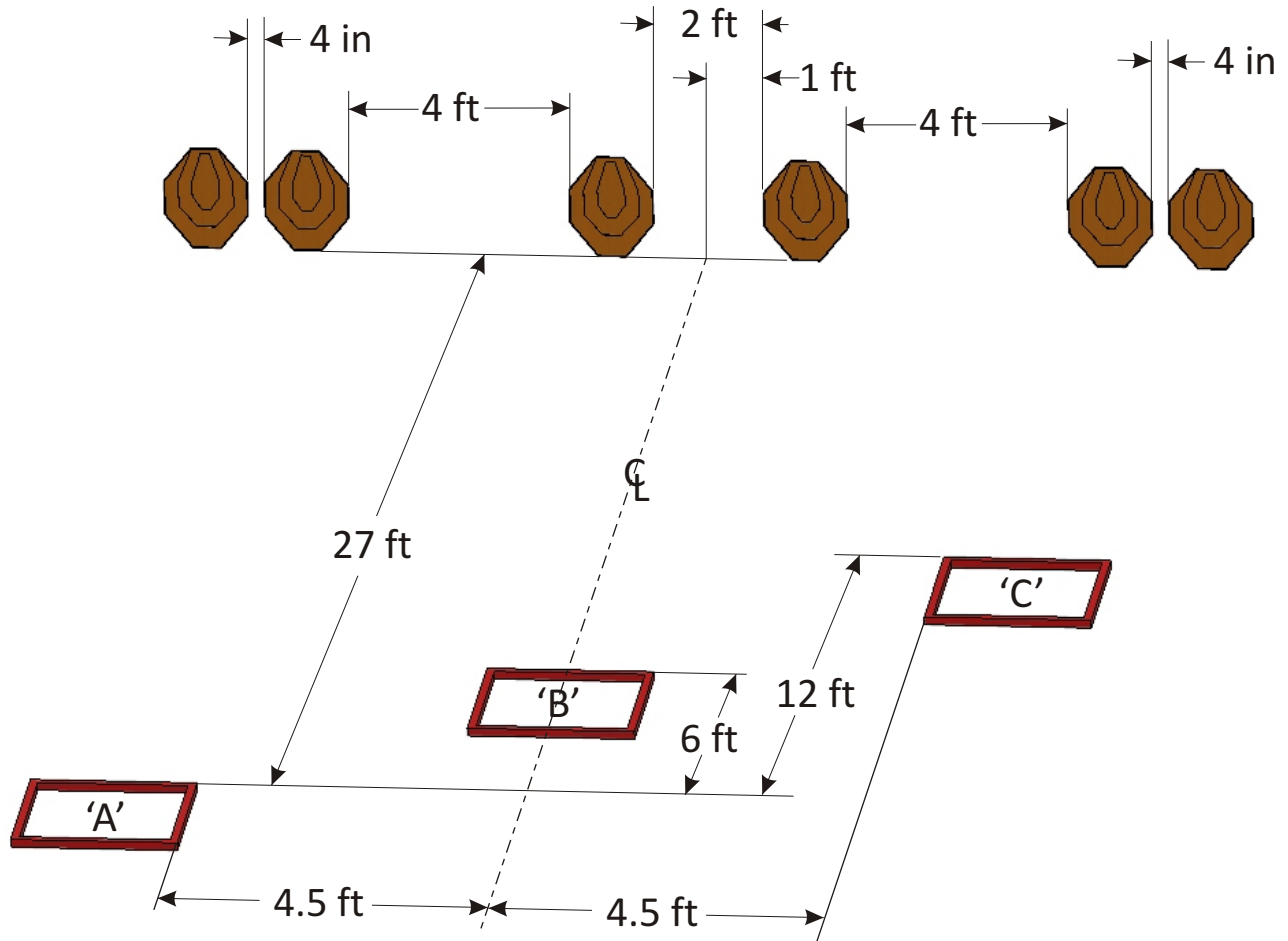




CM 18-03 We Play Games

RULES: USPSA Handgun Competition Rules, current edition. Course Designer: Nationals Design Team

| | |
|---|---|
| <p>STAGE PROCEDURE</p> <p>String 1: From box 'A' engage each target with one round each Freestyle then perform a mandatory reload and reengage each target from box 'B' with one round each Strong hand only.</p> <p>String 2: From box 'B' engage each target with one round each Freestyle then perform a mandatory reload and reengage each target from box 'C' with one round each Weak hand only.</p> | <p>Scoring: Virginia, 24 rounds, 120 points</p> <p>Targets: 6 IPSC Targets</p> <p>Scored Hits: Best 4/paper</p> <p>Start - Stop: Audible - Last Shot</p> <p>Penalties: Per current edition of USPSA Handgun Competition Rules.</p> |
|---|---|



SETUP NOTES: Set targets 5 feet to top. Boxes are 3 feet by 3 feet.



CM 18-03 We Play Games

We Play Games is a 24 round, 120-point, Virginia Count Standard Exercise. There are 6 IPSC targets. The best 4 hits per paper will score.

The handgun start position is standing inside appropriate shooting area, facing downrange, wrists above respective shoulders with handgun loaded and holstered.

The PCC start position is standing inside appropriate shooting area, facing downrange, holding loaded PCC, stock on belt, and muzzle pointing downrange.

String 1: On the audible start signal, from shooting box A, engage each target with only one round each freestyle, perform a mandatory reload, and engage each target with only one round each from shooting box B, *strong* hand only.

String 2: On the audible start signal, from shooting box B, engage each target with only one round each freestyle, perform a mandatory reload, and engage each target with only one round each from shooting box C, *weak* hand only.



Stage 2

October Blazer

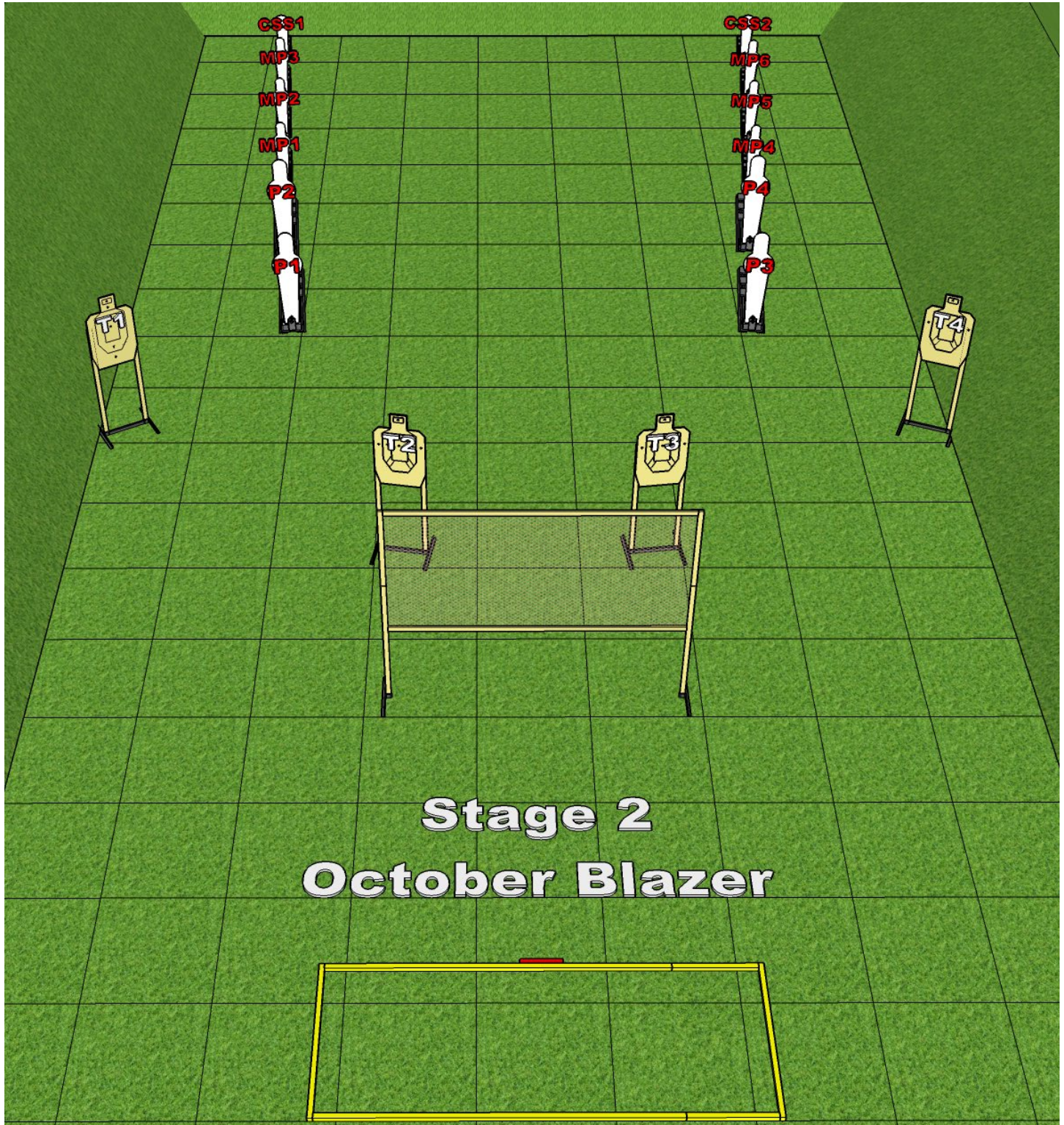
SCORING: This is a 20 round, 100 point, Comstock course of fire.

TARGETS: 4 USPSA targets, 4 USPSA Poppers, 6 USPSA Mini Poppers and 2 Colt Speed Steel.

SCORED HITS: Best 2 per USPSA, steel down = 1A

START-STOP: Audible - Last shot

PENALTIES: Per the current edition of the USPSA Rule Book.



CCPL – October 2024

Stage 2 – October Blazer

This is a 20 round, 100 point, Comstock course of fire consisting of 4 USPSA targets, 4 USPSA poppers, 6 USPSA Mini Poppers and 2 Colt Speed Steel. We will score the best 2 hits per USPSA target and steel must fall to score.

The handgun start position is heels of both feet touching the start stick and wrists below belt. Handgun is loaded and holstered.

The PCC start position is heels of both feet touching the start stick. PCC is loaded with safety on, stock on belt and muzzle pointed generally downrange.

On the audible start signal engage targets as available from within the shooting area.

Are there any questions about the course of fire?

You have 5 minutes.



Stage 3

Unloaded

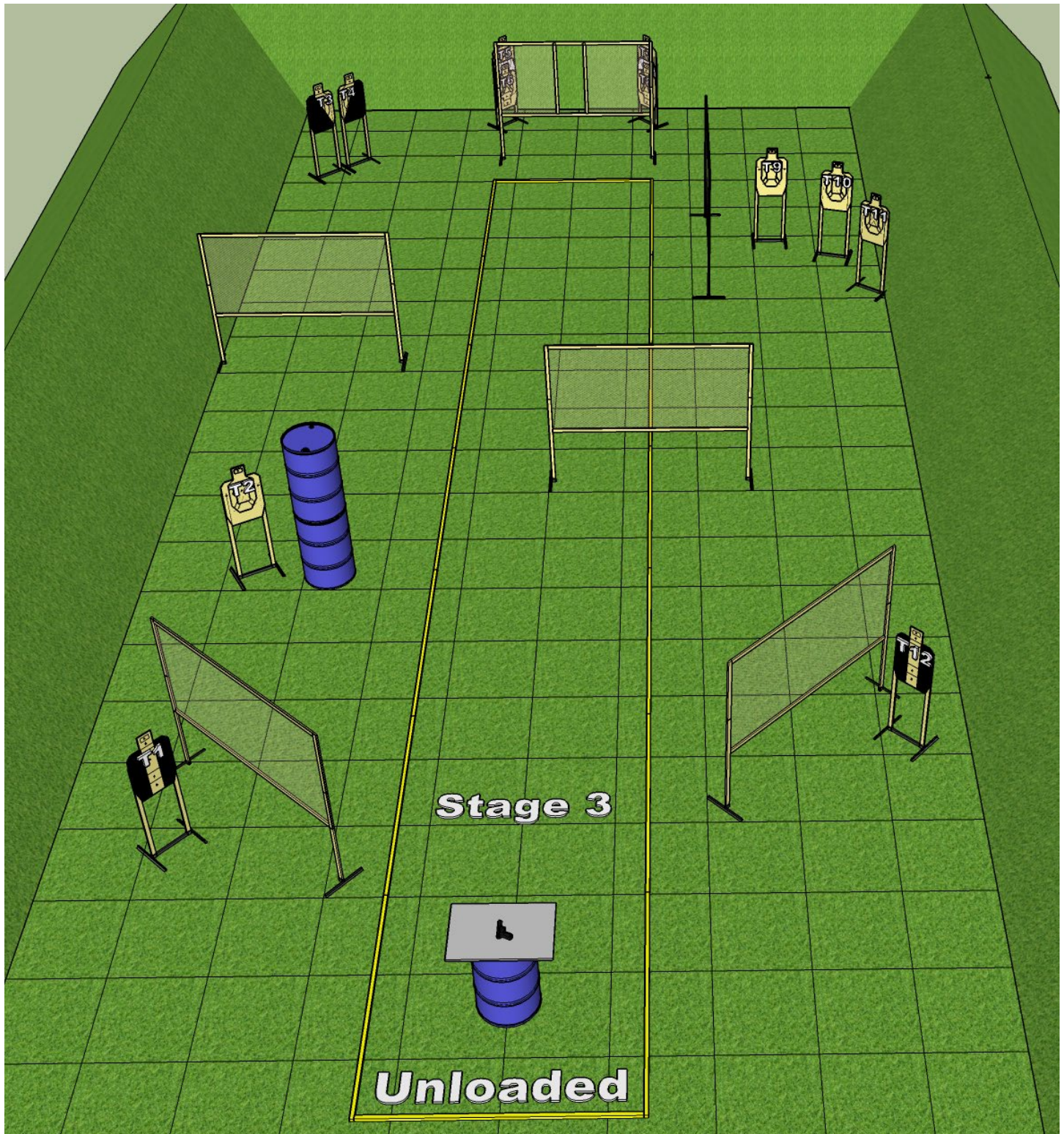
SCORING: This is a 24 round, 120 point, Comstock course of fire.

TARGETS: 12 USPSA targets.

SCORED HITS: Best 2 per USPSA

START-STOP: Audible - Last shot

PENALTIES: Per the current edition of the USPSA Rule Book.



CCPL – October 2024**Stage 3 – Unloaded**

This is a 24 round, 120 point, Comstock course of fire consisting of 12 USPSA targets. We will score the best 2 hits per USPSA target.

The start position is standing directly behind the table (no body parts extending beyond the right or left edge of the table) with wrists below belt. Firearm is unloaded and placed on the table with the muzzle pointed downrange. Firearm may not be propped by any means.

On the audible start signal engage targets as available from within the shooting area.

Are there any questions about the course of fire?

You have 5 minutes.



Stage 4

Fixed Time

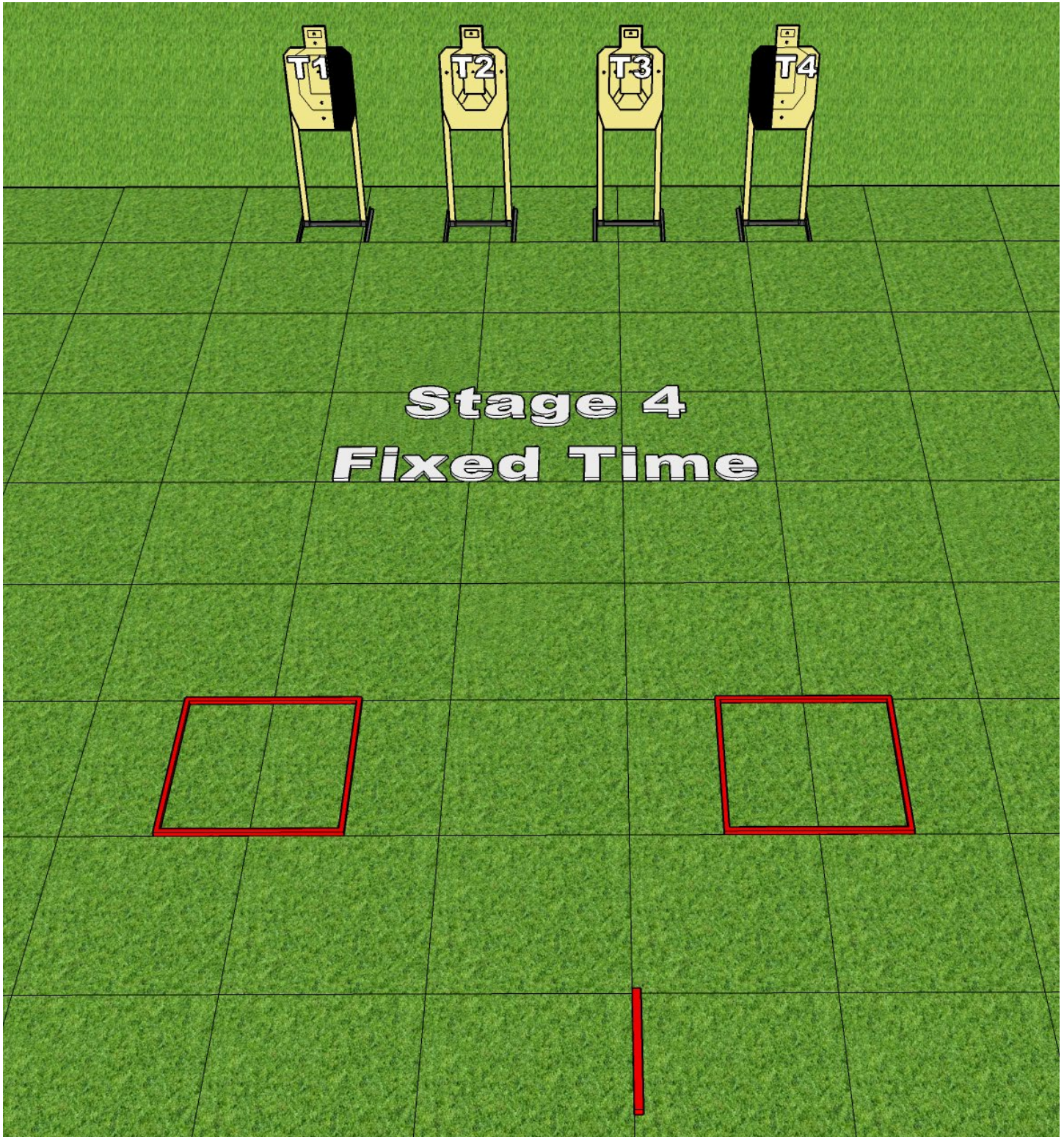
SCORING: This is a 16 round, 80 point, Fixed Time course of fire.

TARGETS: 4 USPSA targets.

SCORED HITS: Best 4 per USPSA

START-STOP: Audible - Last shot

PENALTIES: Per the current edition of the USPSA Rule Book.



CCPL – October 2024**Stage 4 – Fixed Time**

This is a 16 round Fixed Time course of fire consisting of 4 USPSA targets. We will score the best 4 hits per USPSA target.

The handgun start position is both feet touching the start stick and wrists below belt. Handgun is loaded and holstered.

The PCC start position is both feet touching the start stick. PCC is loaded with safety on, stock on belt and muzzle pointed generally downrange.

String One: On the audible Start Signal, move to either box and engage T1-T4 with two (2) rounds each.

String Two: On the audible Start Signal, move to the remaining box and engage T1-T4 with two (2) rounds each Weak hand/shoulder only.

The Fixed Time is 4 seconds.

Are there any questions about the course of fire?

You have 5 minutes.



Stage 5

Flip It

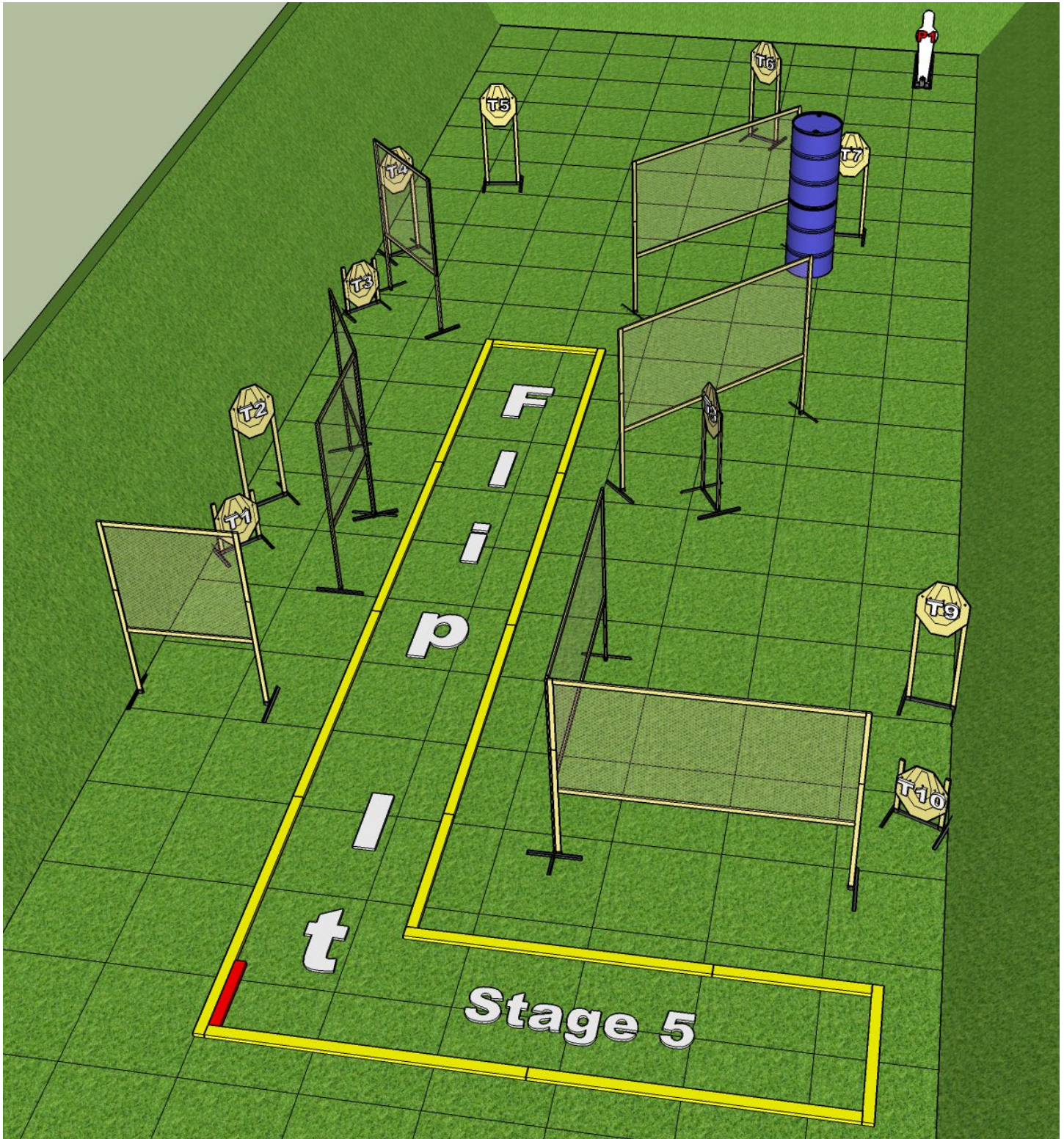
SCORING: This is a 21 round, 105 point, Comstock course of fire.

TARGETS: 10 USPSA targets and 1 USPSA Popper.

SCORED HITS: Best 2 per USPSA, steel down = 1A

START-STOP: Audible - Last shot

PENALTIES: Per the current edition of the USPSA Rule Book.



CCPL – October 2024**Stage 5 – Flip It**

This is a 21 round, 105 point, Comstock course of fire consisting of 10 USPSA targets and 1 USPSA popper. We will score the best 2 hits per USPSA target and steel must fall to score.

The handgun start position is both feet touching the start stick and wrists below belt. Handgun is loaded and holstered.

The PCC start position is both feet touching the start stick. PCC is loaded with safety on, stock on belt and muzzle pointed generally downrange.

On the audible start signal engage targets as available from within the shooting area.

Are there any questions about the course of fire?

You have 5 minutes.



Stage 6

Give Me An 'H' For Homie

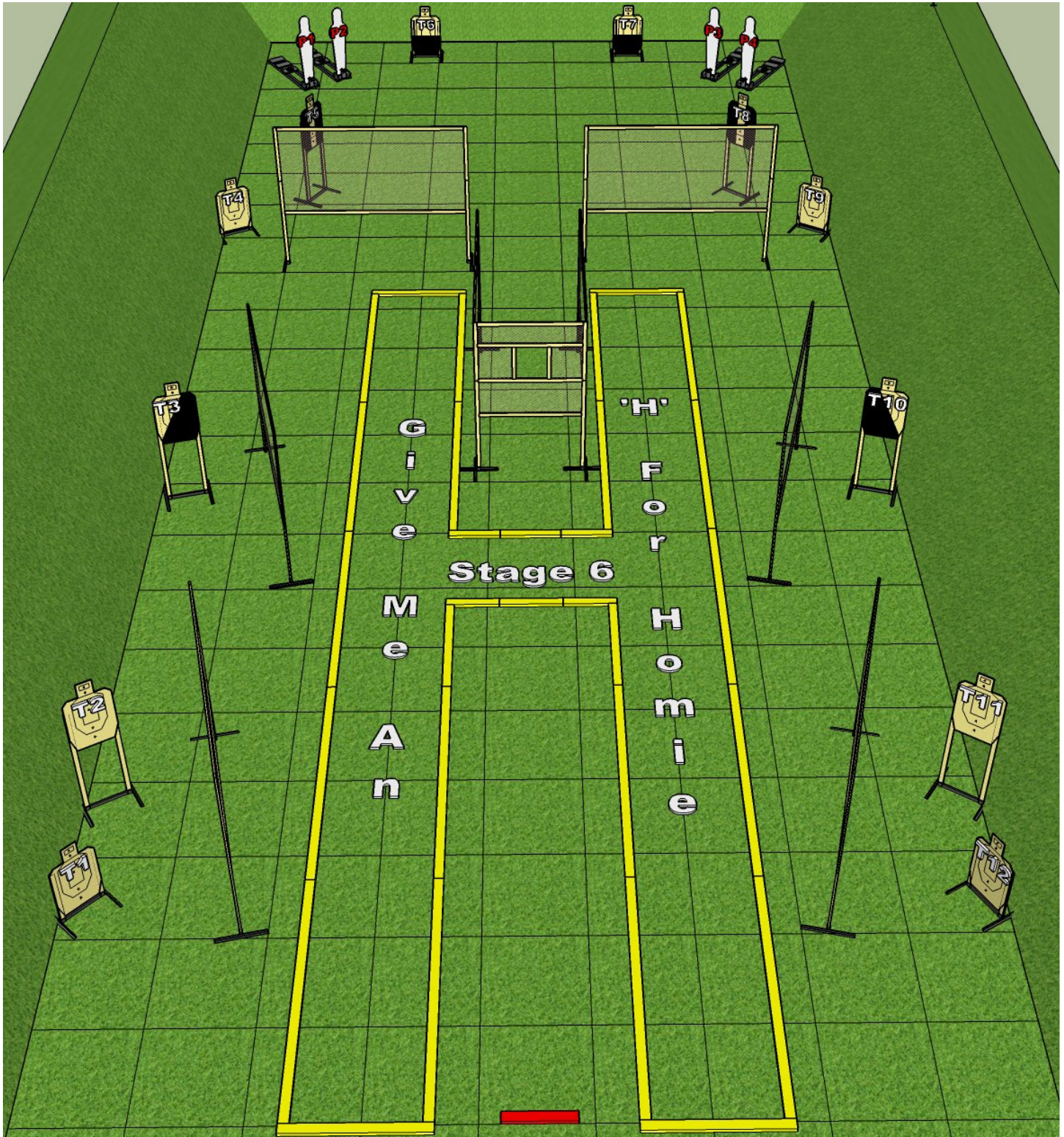
SCORING: This is a 28 round, 140 point, Comstock course of fire.

TARGETS: 12 USPSA targets and 4 USPSA Poppers.

SCORED HITS: Best 2 per USPSA, steel down = 1A

START-STOP: Audible - Last shot

PENALTIES: Per the current edition of the USPSA Rule Book.



CCPL – October 2024

Stage 6 – Give Me An 'H' For Homie

This is a 28 round, 140 point, Comstock course of fire consisting of 12 USPSA targets and 4 USPSA poppers. We will score the best 2 hits per USPSA target and steel must fall to score.

The handgun start position is toes of both feet touching the start stick and wrists below belt. Handgun is loaded and holstered.

The PCC start position is toes of both feet touching the start stick. PCC is loaded with safety on, stock on belt and muzzle pointed generally downrange.

On the audible start signal engage targets as available from within the shooting area.

Are there any questions about the course of fire?

You have 5 minutes.

