



# CM 13-04

# The Roscoe Rattle

**RULES:** USPSA Handgun Competition Rules, Current Edition **COURSE DESIGNER:** Robert Porter

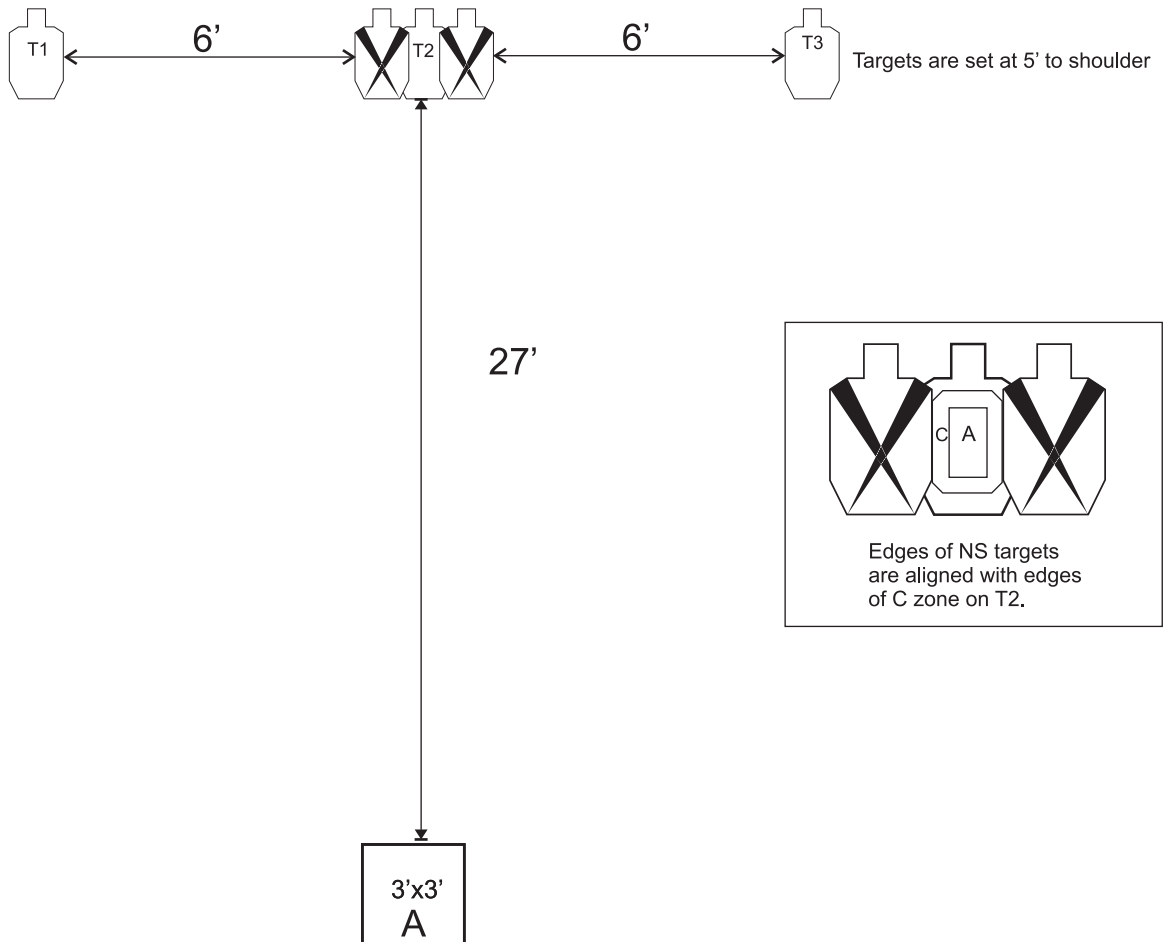
**START POSITION:** Standing in Area A, facing uprange, fingers touching head above ears. Gun loaded and holstered.

### STAGE PROCEDURE

String 1: On signal, turn and engage T2 with 6 rounds only, from within area A.  
String 2: On signal, turn and engage T1 with 6 rounds only. Perform a mandatory reload and engage T3 with six rounds only. All shots fired from within area A.

### SCORING

**SCORING:** Virginia Count, 18 rounds, 90 points  
**TARGETS:** 3 Metric  
**SCORED HITS:** Best 6/paper  
**START - STOP:** Audible - Last shot  
**PENALTIES:** Per current edition of USPSA Handgun Competition Rules



**SETUP NOTES:** Edges of no-shoot targets are aligned with edges of C zone on T2. All targets are set at 5 feet at shoulders. Spacing is 6 feet, edge to edge.



**CM 13-04**

**The Roscoe Rattle**

**Written Stage Briefing**

The Roscoe Rattle is an 18 round, 90 point Virginia Count Classifier course. There are three Metric targets. The best six hits per target will score. The start signal is audible.

The start position is standing in Box A, facing uprange, fingers touching head above ears. PCC start position is standing in Box A, facing downrange, stock on belt, muzzle downrange, loaded carbine held in both hands with safety on.

String 1: On signal, from Box A only, turn and engage T2 with only 6 rounds.

String 2: On signal, from Box A only, turn and engage T1 with only 6 rounds, then make a mandatory reload, then engage T3 with only six rounds.

No turn for PCC.





# CM 13-04 The Roscoe Rattle

TGT	A	B	C	D	M	
	USE NUMBERS - NOT HASHMARKS					
T1	<input type="text"/>	<input type="text"/>	<input type="text"/>	<input type="text"/>	<input type="text"/>	<b>6</b>
T2	<input type="text"/>	<input type="text"/>	<input type="text"/>	<input type="text"/>	<input type="text"/>	<b>6</b>
T3	<input type="text"/>	<input type="text"/>	<input type="text"/>	<input type="text"/>	<input type="text"/>	<b>6</b>
TOTAL HITS	<input type="text"/>	<input type="text"/>	<input type="text"/>	<input type="text"/>	<input type="text"/>	<b>18</b>
MAJ	X5	X4	X4	X2	X-10	
MIN	X5	X3	X3	X1	X-10	

VIRGINIA COUNT PENALTIES	
<input type="text"/>	PROCEDURAL (-10 EACH)
<input type="text"/>	NO-SHOOT HIT (-10 EACH)
<input type="text"/>	EXTRA SHOT (-10 EACH)
<input type="text"/>	EXTRA HIT (-10 EACH)

TIME
STRING 1 <input type="text"/>
STRING 2 <input type="text"/>
TOTAL TIME <input type="text"/>

STATS ONLY  +  +  +  -  =



MINUS PENALTIES OF  
EQUALS TOTAL SCORE  
DIVIDED BY TIME OF  
HIT FACTOR =  
(4 DECIMAL PLACES)

Shooter: \_\_\_\_\_

RO: \_\_\_\_\_

**REMARKS**

SHOOTER NUMBER  **Open** **Lim.** **Lim. 10** **Prod.** **Rev.** **Sing. St.** **MAJOR** **minor**

NAME \_\_\_\_\_ USPSA \_\_\_\_\_

# Stage 2

# Have a Good Day

**SCORING:** This is a 32 round, 160 point, Comstock course of fire.

**TARGETS:** 16 USPSA targets.

**SCORED HITS:** Best 2 per USPSA.

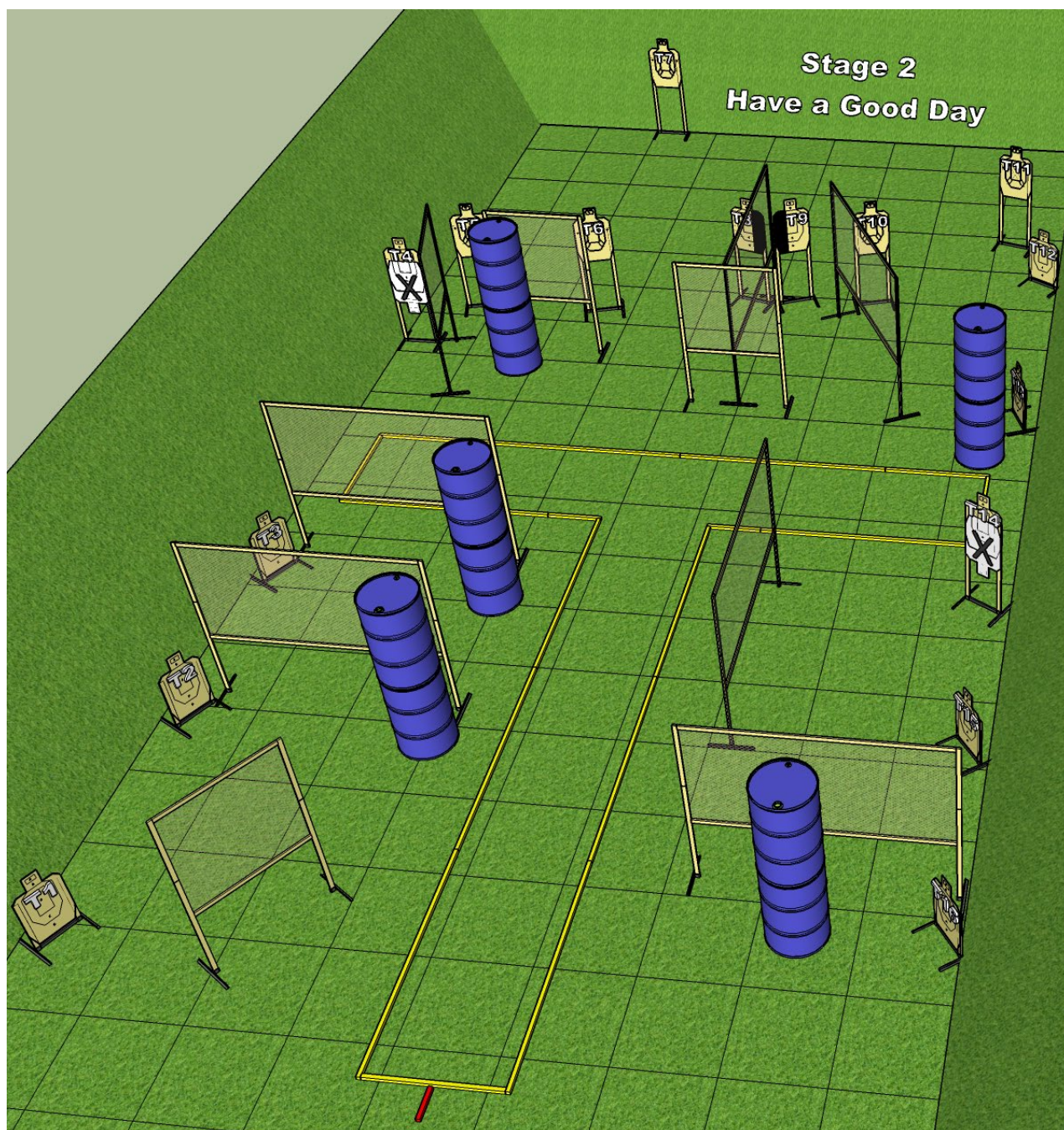
**START-STOP:** Audible - Last shot.

**PENALTIES:** Per the current edition of the USPSA Rule Book.

**START POSITION:** The handgun start position is feet straddling the start stick and wrists below belt. Handgun is loaded and holstered.

The PCC start position is feet straddling the start stick. PCC is loaded with safety on, stock on belt and muzzle pointed generally downrange.

**PROCEDURE:** On the audible start signal engage targets as available from within the shooting area.



**CCPL – June 2024**

## **Stage 2 – Have a Good Day**

This is a 32 round Comstock course of fire consisting of 16 USPSA targets. We will score the best 2 hits per USPSA target.

The handgun start position is feet straddling the start stick and wrists below belt. Handgun is loaded and holstered.

The PCC start position is feet straddling the start stick. PCC is loaded with safety on, stock on belt and muzzle pointed generally downrange.

On the audible start signal engage targets as available from within the shooting area.

Are there any questions about the course of fire?

You have 5 minutes.



# Stage 3

# Blazer

**SCORING:** This is a 32 round, 160 point, Comstock course of fire.

**TARGETS:** 16 USPSA targets.

**SCORED HITS:** Best 2 per USPSA.


**START-STOP:** Audible - Last shot.

**PENALTIES:** Per the current edition of the USPSA Rule Book.

**START POSITION:** The handgun start position is standing in Box A. Handgun is loaded and holstered.

The PCC start position is standing in Box A. PCC is loaded with safety on, stock on belt and muzzle pointed generally downrange.

**PROCEDURE:** On the audible start signal engage targets as available from within the shooting area.



**CCPL – June 2024****Stage 3 – Blazer**

This is a 32 round Comstock course of fire consisting of 16 USPSA targets. We will score the best 2 hits per USPSA target.

The handgun start position is standing in Box A. Handgun is loaded and holstered.

The PCC start position is standing in Box A. PCC is loaded with safety on, stock on belt and muzzle pointed generally downrange.

On the audible start signal engage targets as available from within the shooting area.

Are there any questions about the course of fire?

You have 5 minutes.



# Stage 4

# Fruits of Your Labor

**SCORING:** This is a 25 round, 125 point, Comstock course of fire.

**TARGETS:** 11 USPSA targets and 3 USPSA Mini Poppers.

**SCORED HITS:** Best 2 per USPSA, steel down = 1A.


**START-STOP:** Audible - Last shot.

**PENALTIES:** Per the current edition of the USPSA Rule Book.

**START POSITION:** The handgun start position is toes of both feet touching the start stick and wrists below belt. Handgun is loaded and holstered.

The PCC start position is toes of both feet touching the start stick. PCC is loaded with safety on, stock on belt and muzzle pointed generally downrange.

**PROCEDURE:** On the audible start signal engage targets as available from within the shooting area.





**CCPL – June 2024**

## **Stage 4 – Fruits of Your Labor**

This is a 25 round Comstock course of fire consisting of 11 USPSA targets and 3 USPSA Mini poppers. We will score the best 2 hits per USPSA target and steel must fall to score.

The handgun start position is toes of both feet touching the start stick and wrists below belt. Handgun is loaded and holstered.

The PCC start position is toes of both feet touching the start stick. PCC is loaded with safety on, stock on belt and muzzle pointed generally downrange.

On the audible start signal engage targets as available from within the shooting area.

Are there any questions about the course of fire?

You have 5 minutes.



# Stage 5

# Crappy Memory

**SCORING:** This is an 18 round, 90 point, Comstock course of fire.

**TARGETS:** 9 USPSA targets.

**SCORED HITS:** Best 2 per USPSA.


**START-STOP:** Audible - Last shot.

**PENALTIES:** Per the current edition of the USPSA Rule Book.

**START POSITION:** The handgun start position is standing in Box A and wrists below belt. Handgun is loaded and holstered.

The PCC start position is standing in Box A. PCC is loaded with safety on, stock on belt and muzzle pointed at cone.

**PROCEDURE:** On the audible start signal engage one array of targets from Box A. Perform a Mandatory Reload and move to Box B or C and engage a different array of targets. Perform a Mandatory Reload and move to the remaining Box (C or B) and engage the last array of targets weak hand/shoulder only. Make up shots must be taken from the original box from which array was started.



**CCPL – June 2024**

## **Stage 5 – Crappy Memory**

This is an 18 round Comstock course of fire consisting of 9 USPSA targets. We will score the best 2 hits per USPSA target.

The handgun start position is standing in Box A and wrists below belt. Handgun is loaded and holstered.

The PCC start position is standing in Box A. PCC is loaded with safety on, stock on belt and muzzle pointed at cone.

On the audible start signal engage one array of targets from Box A. Perform a Mandatory Reload and move to Box B or C and engage a different array of targets. Perform a Mandatory Reload and move to the remaining Box (C or B) and engage the last array of targets weak hand/shoulder only. Make up shots must be taken from the original box from which array was started (one Procedural for each shot taken).

Array 1 – No Shoot covered targets (T1, T4 & T5).

Array 2 – Hard Cover targets (T2, T6 & T9).

Array 3 – Open targets (T3, T7 & T8).

Are there any questions about the course of fire?

You have 5 minutes.



# Stage 6

# Long Ranger

**SCORING:** This is a 31 round, 155 point, Comstock course of fire.

**TARGETS:** 13 USPSA targets and 5 Plates.

**SCORED HITS:** Best 2 per USPSA, steel down = 1A.

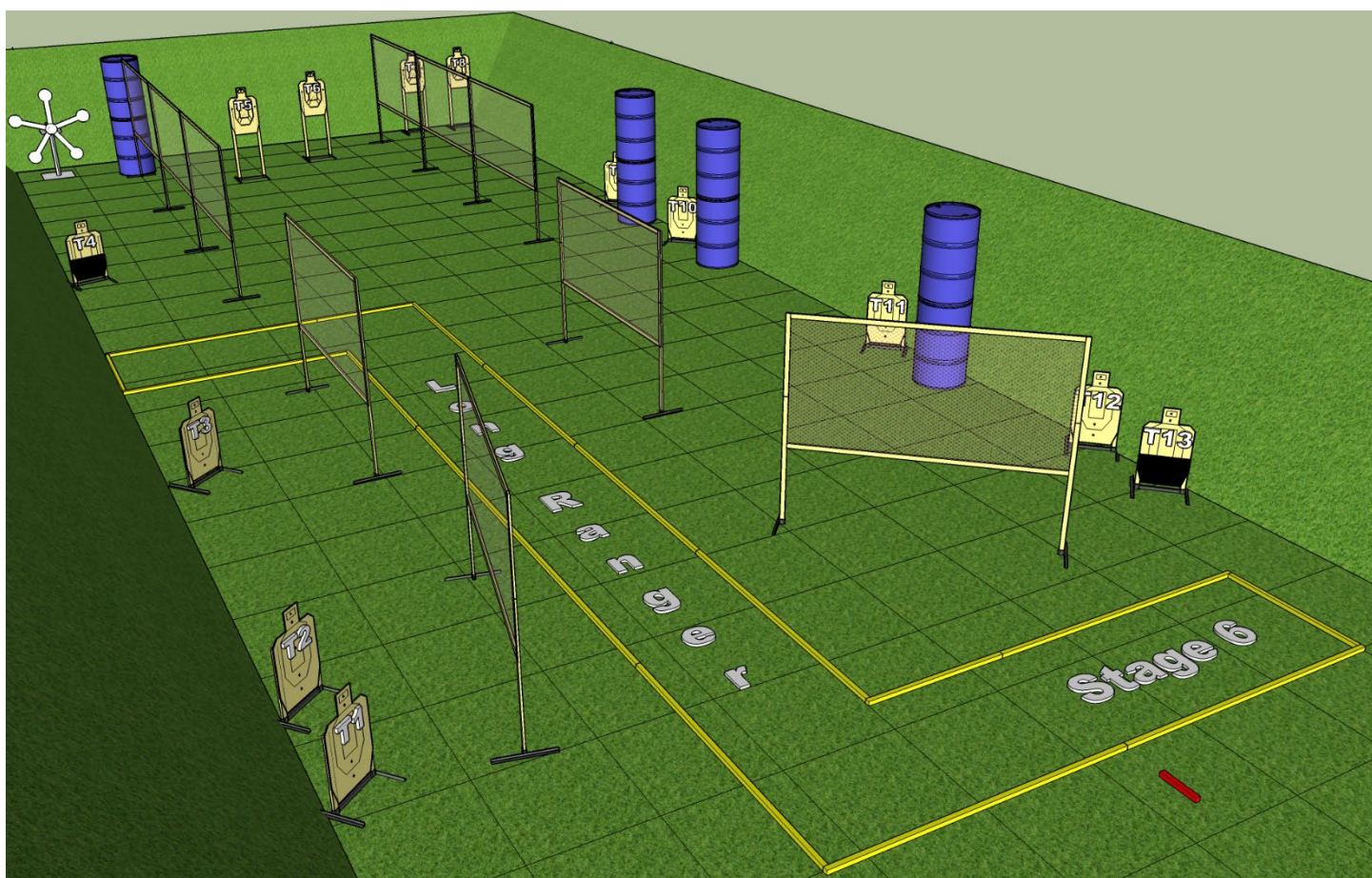
**START-STOP:** Audible - Last shot.

**PENALTIES:** Per the current edition of the USPSA Rule Book.

**START POSITION:** The handgun start position is feet straddling the start stick and wrists below belt. Handgun is loaded and holstered.

The PCC start position is feet straddling the start stick. PCC is loaded with safety on, stock on belt and muzzle pointed generally downrange.

**PROCEDURE:** On the audible start signal engage targets as available from within the shooting area.



**CCPL – June 2024**

## **Stage 6 – Long Ranger**

This is a 31 round Comstock course of fire consisting of 13 USPSA targets and 5 plates. We will score the best 2 hits per USPSA target and steel must fall to score.

The handgun start position is feet straddling the start stick and wrists below belt. Handgun is loaded and holstered.

The PCC start position is feet straddling the start stick. PCC is loaded with safety on, stock on belt and muzzle pointed generally downrange.

On the audible start signal, engage targets as available from within the shooting area.

Are there any questions about the course of fire?

You have 5 minutes.

