



CM 23-01

THS Short Course

Scoring: Comstock course of fire

Targets: 6 IPSC cardboard targets

Rounds: 12

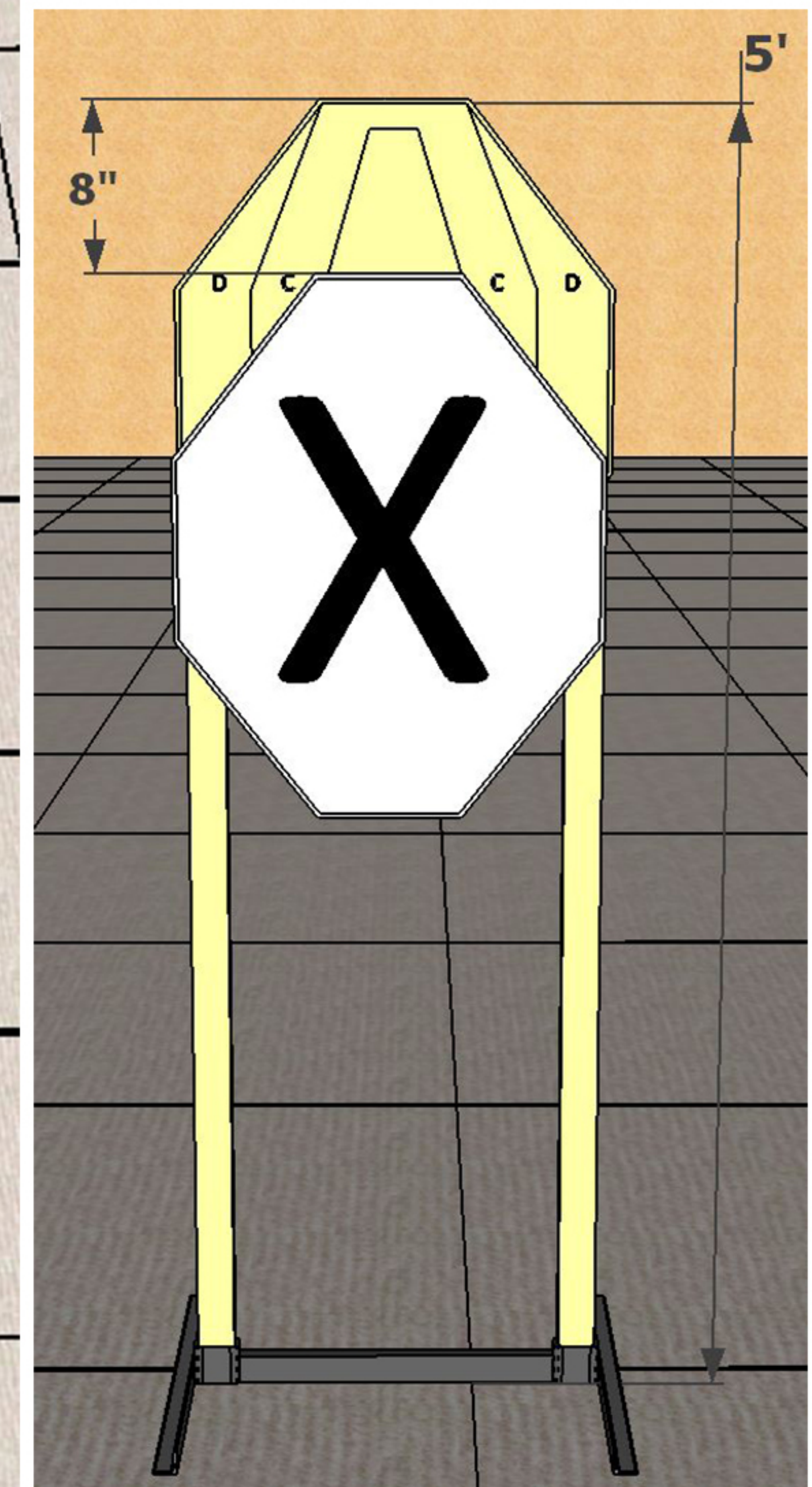
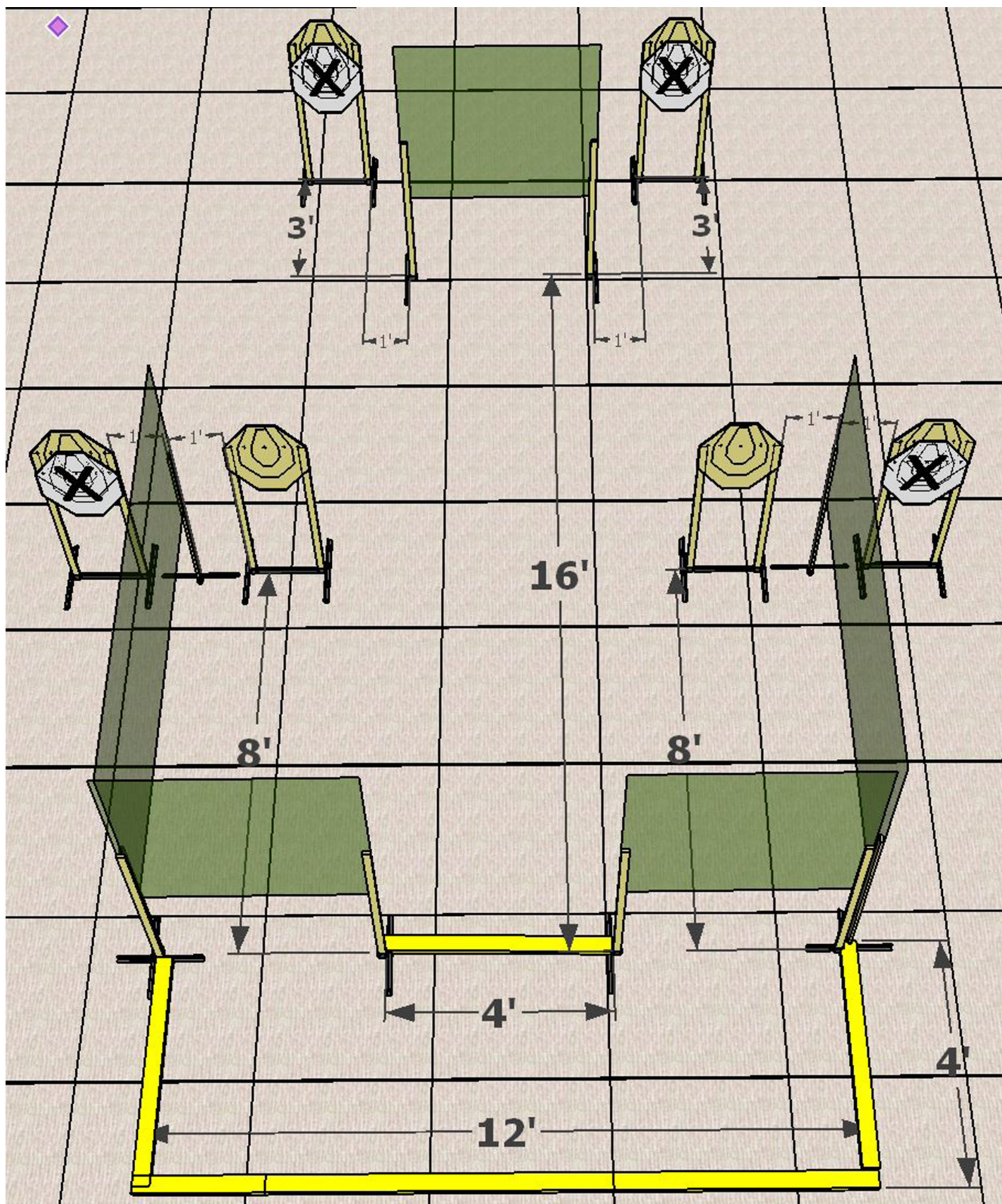
Condition: Loaded and holstered

Start Position: Feet touching downrange (front) fault line.

Handgun loaded and holstered, wrists below belt.

PCC loaded, stock on belt, safety on.

Procedure: : Upon audible start signal, engage targets from within the shooting area.





Written Stage Briefing

THS Short Course is a 12 round, 60-point, Comstock Classifier course. There are 6 IPSC targets.

The handgun start position is feet touching downrange (front) fault line with handgun loaded and holstered and wrists below belt.

The PCC start position is feet touching downrange (front) fault line, PCC loaded with safety on, stock on belt, muzzle generally downrange.

On the audible start signal, engage targets as they become available from within the shooting area.



24-09

Tres Cajas

Scoring: Comstock – Best 3 hits for target for score

Targets: 6 USPSA cardboard targets

Rounds: 18

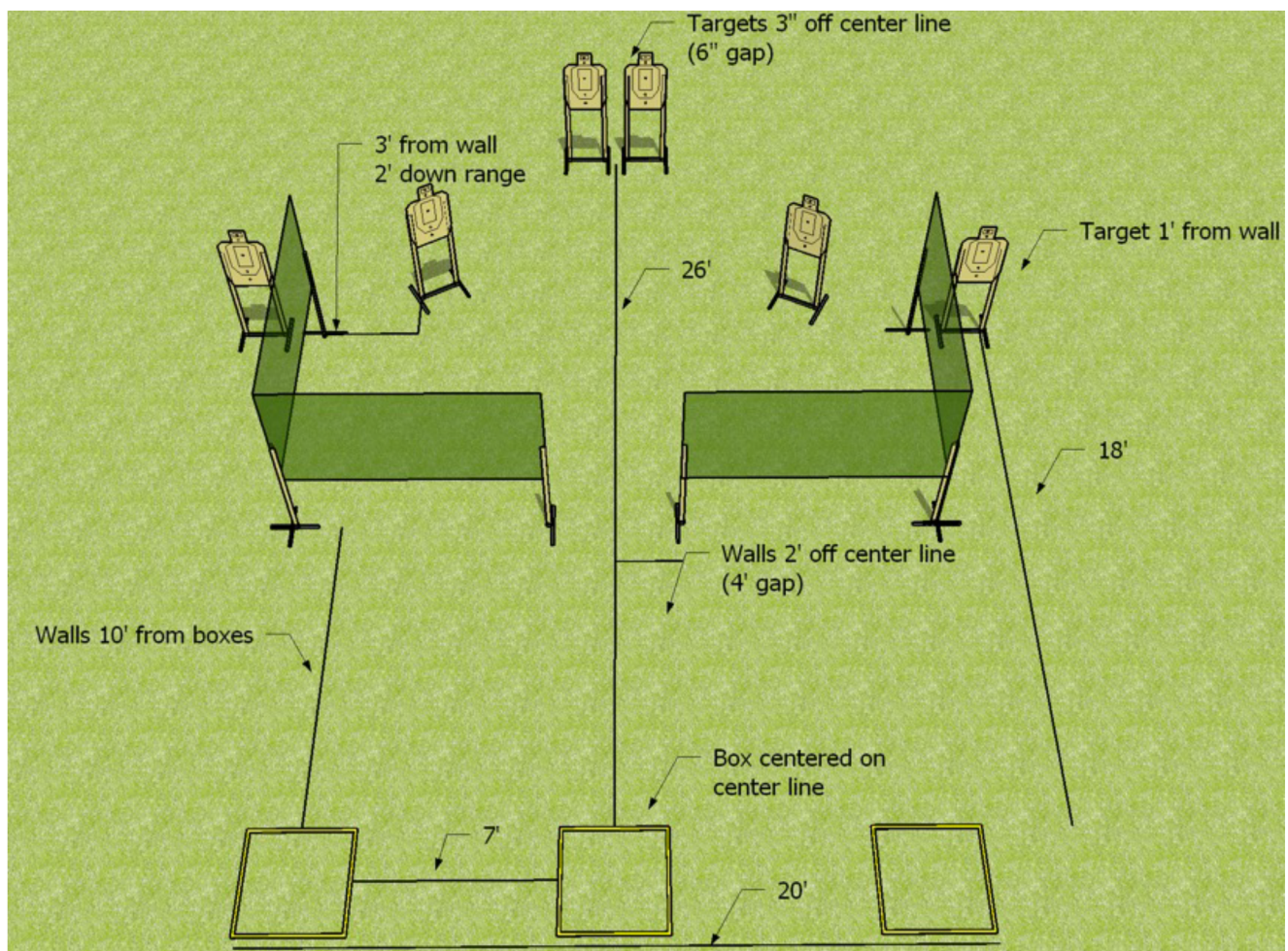
Condition: Loaded and holstered

Start Position: In the center shooting area.

Handgun loaded and holstered, wrists below belt.

PCC loaded, safety applied, stock touching belt.

CLASSIFIER CANDIDATE 2024 - NOT AN OFFICIAL CLASSIFIER STAGE





24-09

Tres Cajas

Written Stage Briefing

Start Position: In the center shooting area. Handgun loaded and holstered, wrists below belt. PCC loaded, safety applied, stock touching belt.

Upon audible start signal from within the shooting areas:
Engage each target with three rounds each.

Stage 3

Déjà Vu 2

SCORING: This is a 27 round, 135 point, Comstock course of fire.

TARGETS: 13 USPSA targets, 1 USPSA Popper.

SCORED HITS: Best 2 per USPSA, steel down = 1A.

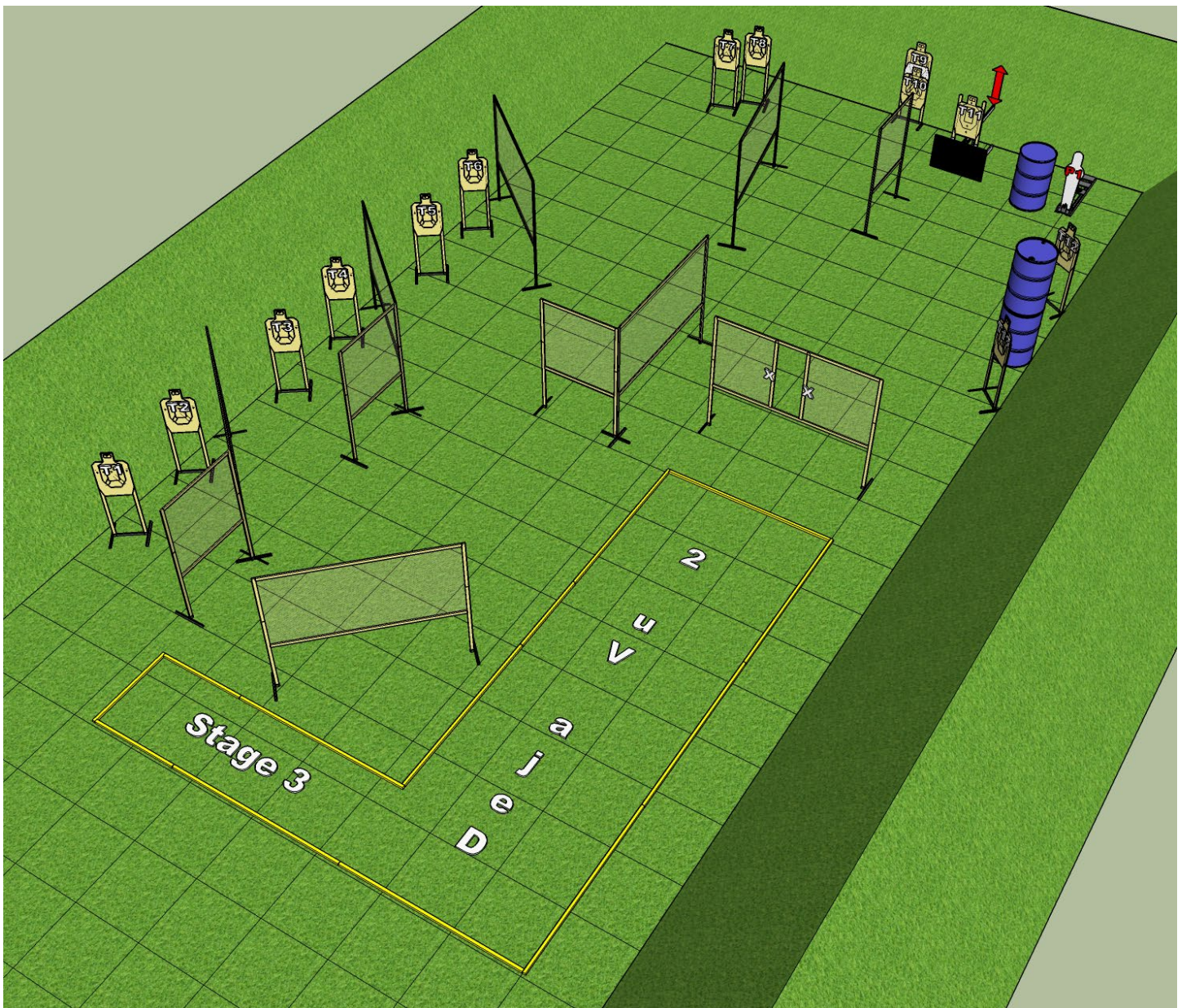
START-STOP: Audible - Last shot.

PENALTIES: Per the current edition of the USPSA Rule Book.

START POSITION: The handgun start position is strong hand touching either mark. Handgun is loaded and holstered.

The PCC start position is loaded with safety on and muzzle touching either mark.

PROCEDURE: On the audible start signal engage targets as available from within the shooting area. P1 activates Bobber T11 which remains visible at rest.



CCPL – May 2024

Stage 3 – Déjà Vu 2

This is a 27 round Comstock course of fire consisting of 13 USPSA targets and 1 USPSA popper. We will score the best 2 hits per USPSA target and steel must fall to score.

The handgun start position is strong hand touching either mark. Handgun is loaded and holstered.

The PCC start position is loaded with safety on and muzzle touching either mark.

On the audible start signal engage targets as available from within the shooting area. P1 activates Bobber T11 which remains visible at rest.

Are there any questions about the course of fire?

You have 5 minutes.



Stage 4

Hall Monitor

SCORING: This is a 30 round, 150 point, Comstock course of fire.

TARGETS: 15 USPSA targets.

SCORED HITS: Best 2 per USPSA.

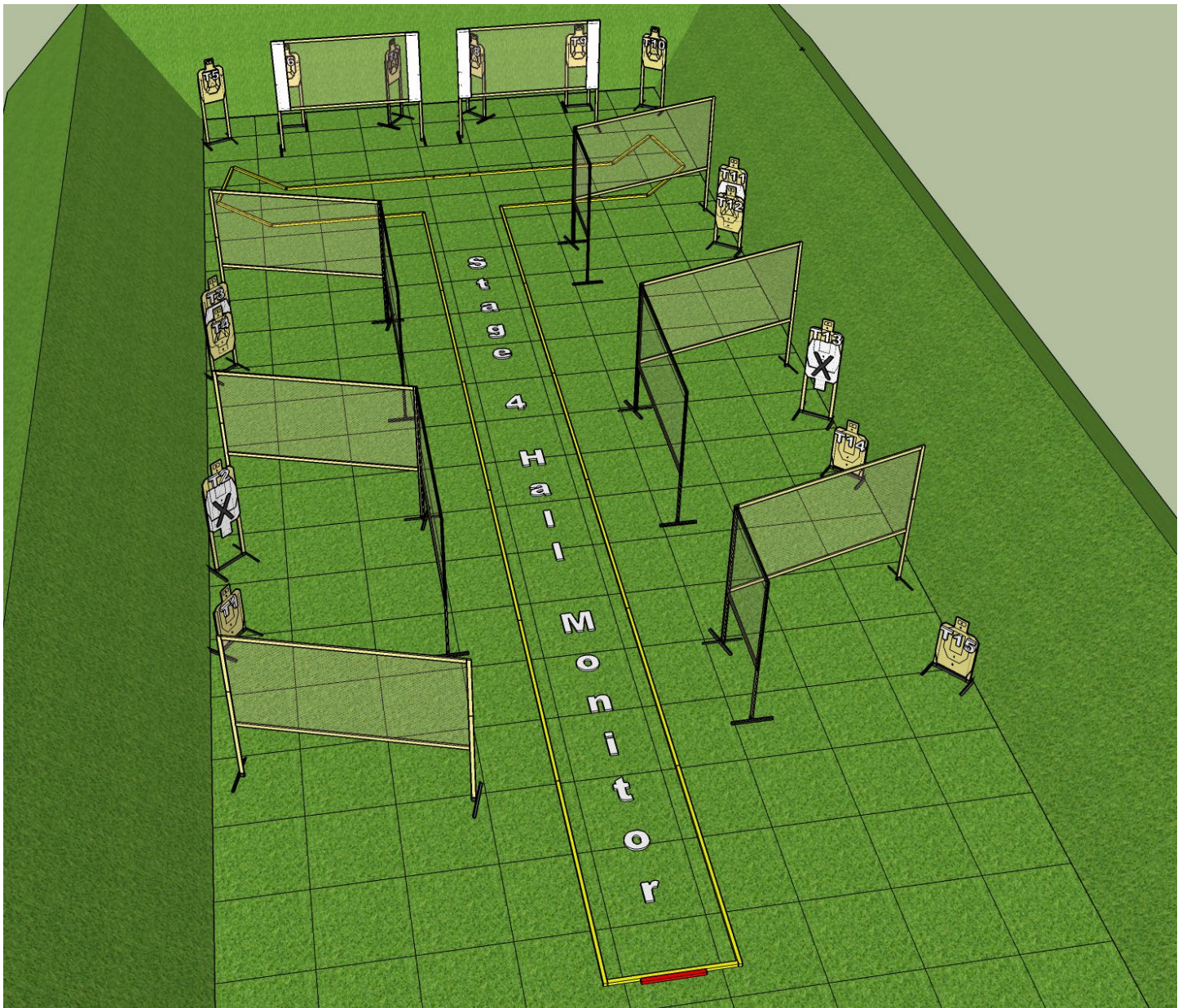
START-STOP: Audible - Last shot.

PENALTIES: Per the current edition of the USPSA Rule Book.

START POSITION: The handgun start position is toes of both feet touching the start stick and wrists below belt. Handgun is loaded and holstered.

The PCC start position is toes of both feet touching the start stick. PCC is loaded with safety on, stock on belt and muzzle pointed generally downrange.

PROCEDURE: On the audible start signal engage targets as available from within the shooting area.



CCPL – May 2024

Stage 4 – Hall Monitor

This is a 30 round Comstock course of fire consisting of 15 USPSA targets. We will score the best 2 hits per USPSA target.

The handgun start position is toes of both feet touching the start stick and wrists below belt. Handgun is loaded and holstered.

The PCC start position is toes of both feet touching the start stick. PCC is loaded with safety on, stock on belt and muzzle pointed generally downrange.

On the audible start signal engage targets as available from within the shooting area.

Are there any questions about the course of fire?

You have 5 minutes.



Stage 5

Options

SCORING: This is a 19 round, 95 point, Comstock course of fire.

TARGETS: 7 USPSA targets and 5 Plates.

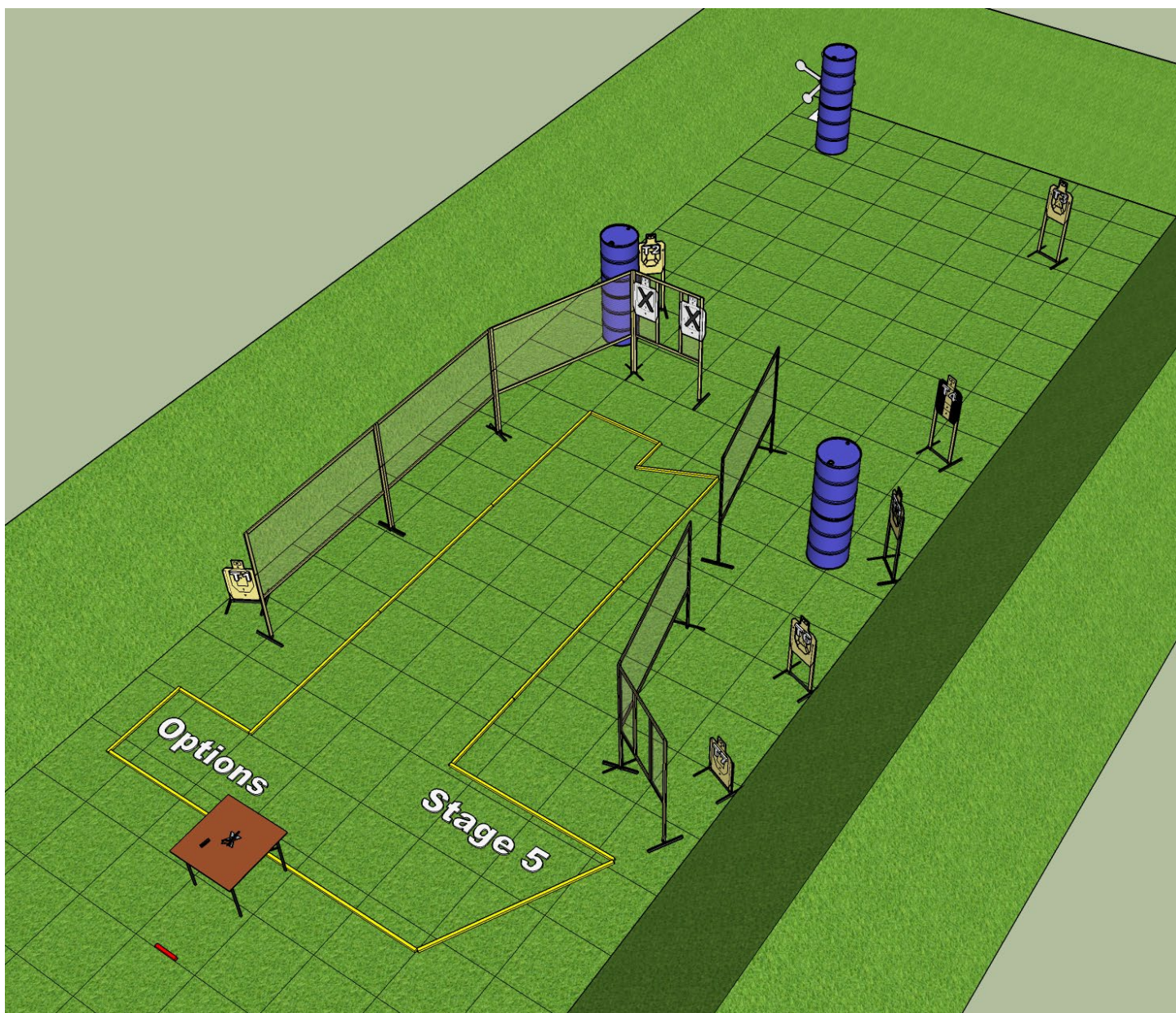
SCORED HITS: Best 2 per USPSA, steel down = 1A.

START-STOP: Audible - Last shot.

PENALTIES: Per the current edition of the USPSA Rule Book.

START POSITION: The start position is toes of both feet touching the start stick and wrists below belt. Firearm is unloaded and placed on the table with trigger guard over the mark. First magazine to be used is placed anywhere on the table. One Procedural if the first magazine used comes from the belt.

PROCEDURE: On the audible start signal engage targets as available from within the shooting area.



CCPL – May 2024

Stage 5 – Options

This is a 19 round Comstock course of fire consisting of 7 USPSA targets and 5 Plates. We will score the best 2 hits per USPSA target and steel must fall to score.

The start position is toes of both feet touching the start stick and wrists below belt. Firearm is unloaded and placed on the table with trigger guard over the mark. First magazine to be used is placed anywhere on the table.

One Procedural if the first magazine used comes from the belt.

On the audible start signal engage targets as available from within the shooting area.

Are there any questions about the course of fire?

You have 5 minutes.



Stage 6

In Hiding

SCORING: This is a 28 round, 140 point, Comstock course of fire.

TARGETS: 12 USPSA targets and 4 USPSA Mini Poppers.

SCORED HITS: Best 2 per USPSA, steel down = 1A.

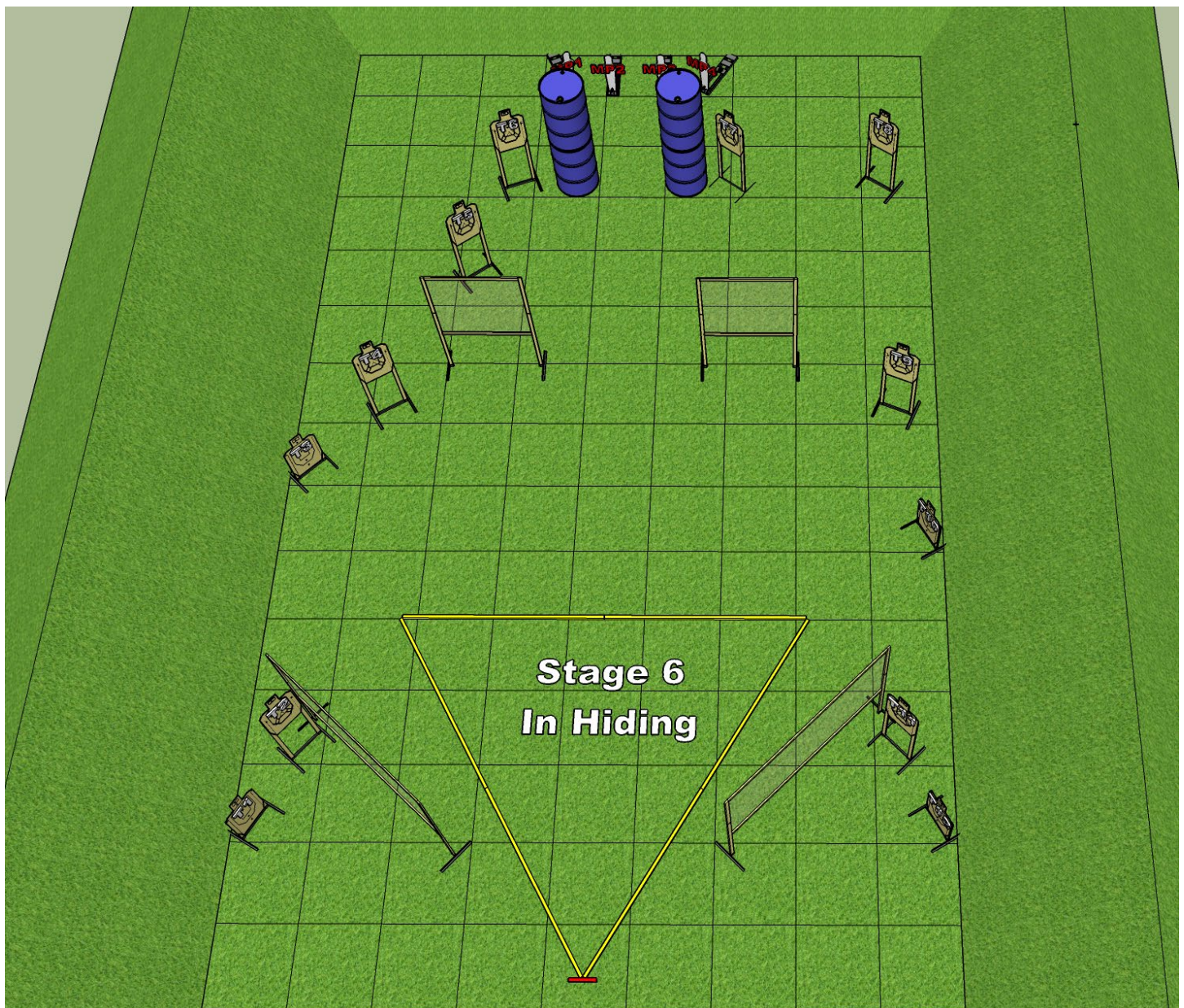
START-STOP: Audible - Last shot.

PENALTIES: Per the current edition of the USPSA Rule Book.

START POSITION: The handgun start position is toes of both feet touching the start stick and wrists below belt. Handgun is loaded and holstered.

The PCC start position is toes of both feet touching the start stick. PCC is loaded with safety on, stock on belt and muzzle pointed generally downrange.

PROCEDURE: On the audible start signal engage targets as available from within the shooting area.



CCPL – May 2024

Stage 6 – In Hiding

This is a 28 round Comstock course of fire consisting of 12 USPSA targets and 4 USPSA Mini poppers. We will score the best 2 hits per USPSA target and steel must fall to score.

The handgun start position is toes of both feet touching the start stick and wrists below belt. Handgun is loaded and holstered.

The PCC start position is toes of both feet touching the start stick. PCC is loaded with safety on, stock on belt and muzzle pointed generally downrange.

On the audible start signal engage targets as available from within the shooting area.

Are there any questions about the course of fire?

You have 5 minutes.

