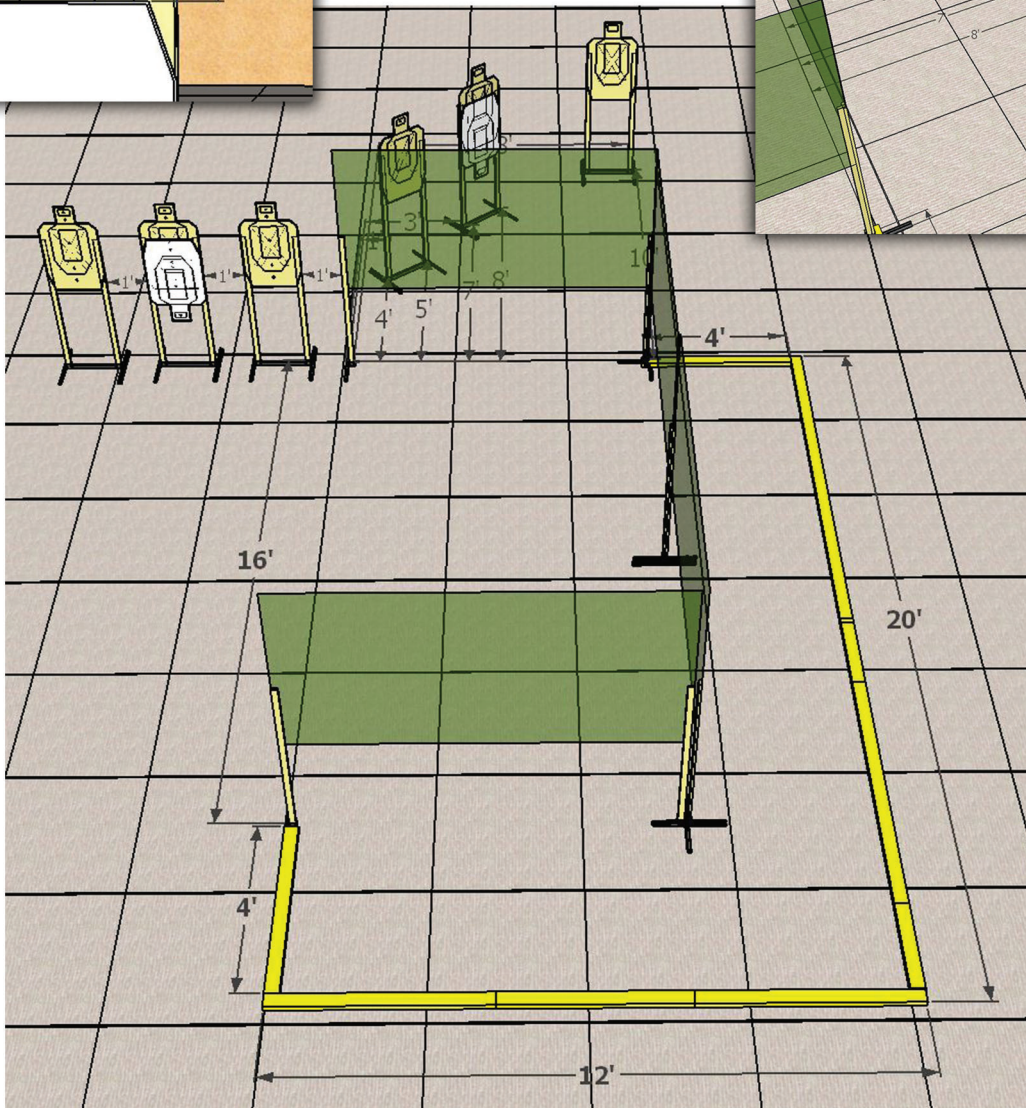




## This could be the Greatest Night of Our Lives

**Procedure:** : Upon audible start signal, engage targets from within the shooting area.





# CM 23-02

**This could be the  
Greatest Night of Our Lives**

## Written Stage Briefing

This could be the Greatest Night of Our Lives is a 12 round, 60-point, Comstock Classifier course. There are 6 USPSA targets.

The handgun start position is anywhere in shooting area with handgun loaded and holstered and wrists below belt.

The PCC start position is anywhere in shooting area, PCC loaded with safety on, stock on belt, muzzle generally down-range.

On the audible start signal, engage targets as they become available from within the shooting area.



# Stage 2

# In the Beginning

**SCORING:** This is a 26 round, 130 point, Comstock course of fire.

**TARGETS:** 12 USPSA targets and 2 USPSA Poppers.

**SCORED HITS:** Best 2 per USPSA, steel down = 1A.


**START-STOP:** Audible - Last shot

**PENALTIES:** Per the current edition of the USPSA Rule Book.

**START POSITION:** The handgun start position is both hands touching the upper marks on the wall. Handgun is loaded and holstered.

The PCC start position is muzzle touching the lower mark on the wall generally pointed downrange. PCC is loaded with safety on, stock on belt.

**PROCEDURE:** On the audible start signal engage targets as available from within the shooting area.



**CCPL – March 30, 2024**

## **Stage 2 – In the Beginning**

This is a 26 round Comstock course of fire consisting of 12 USPSA targets and 2 USPSA poppers. We will score the best 2 hits per USPSA target and steel must fall to score.

The handgun start position is both hands touching the upper marks on the wall. Handgun is loaded and holstered.

The PCC start position is muzzle touching the lower mark on the wall generally pointed downrange. PCC is loaded with safety on, stock on belt.

On the audible start signal engage targets as available from within the shooting area.

Are there any questions about the course of fire?

You have 5 minutes.





# Stage 3

# The Silent Sun

**SCORING:** This is a 29 round, 145 point, Comstock course of fire.

**TARGETS:** 10 USPSA targets, 4 USPSA Poppers and 5 Plates.

**SCORED HITS:** Best 2 per USPSA, steel down = 1A.

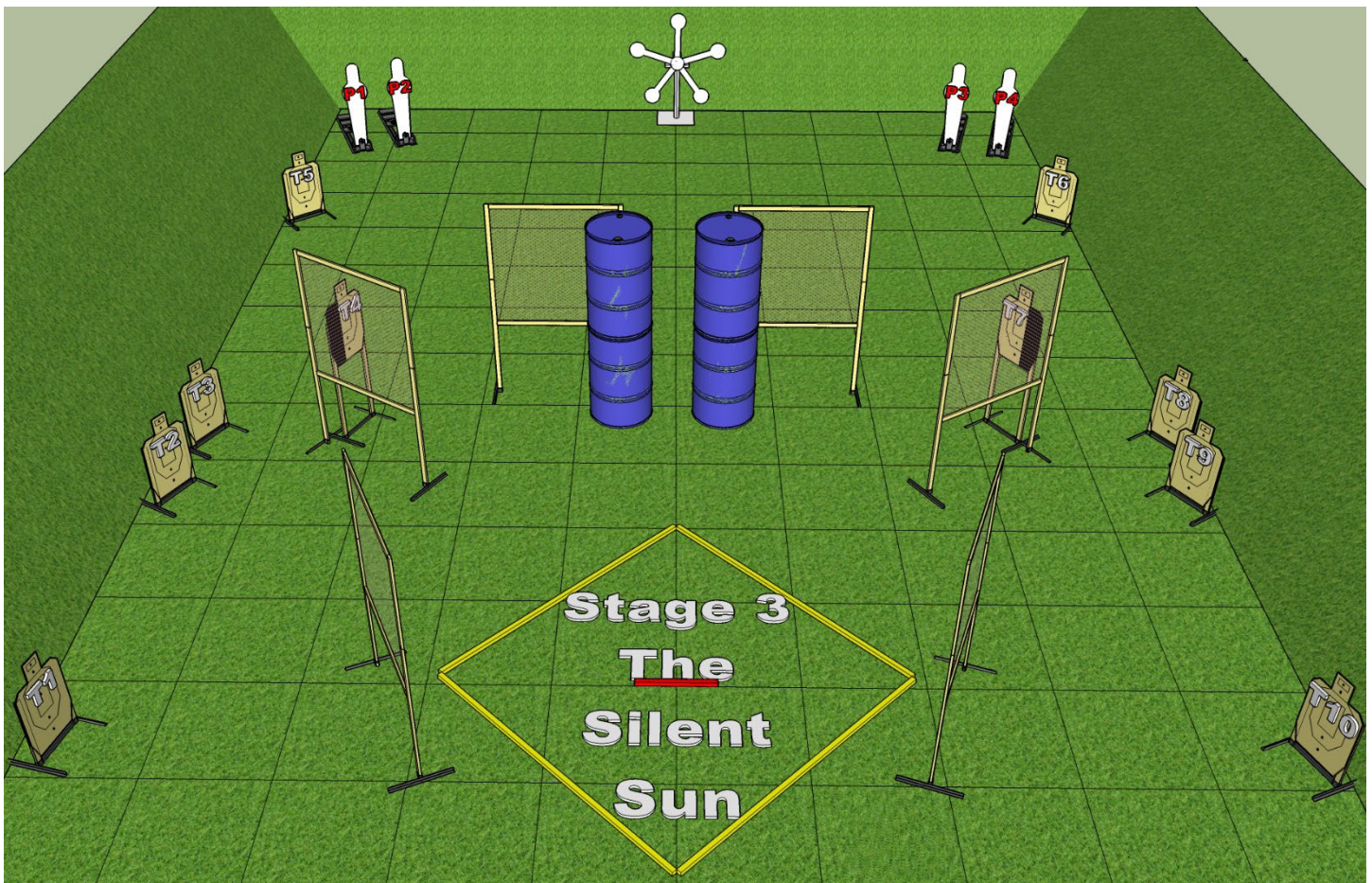
**START-STOP:** Audible - Last shot

**PENALTIES:** Per the current edition of the USPSA Rule Book.

**START POSITION:** The handgun start position is toes of both feet touching the start stick and wrists below belt. Handgun is loaded and holstered.

The PCC start position is toes of both feet touching the start stick. PCC is loaded with safety on, stock on belt and muzzle pointed generally downrange.

**PROCEDURE:** On the audible start signal engage targets as available from within the shooting area.



**CCPL – March 30, 2024**

## **Stage 3 – The Silent Sun**

This is a 29 round Comstock course of fire consisting of 10 USPSA targets, 4 USPSA poppers and 5 plates. We will score the best 2 hits per USPSA target and steel must fall to score.

The handgun start position is toes of both feet touching the start stick and wrists below belt. Handgun is loaded and holstered.

The PCC start position is toes of both feet touching the start stick. PCC is loaded with safety on, stock on belt and muzzle pointed generally downrange.

On the audible start signal engage targets as available from within the shooting area.

Are there any questions about the course of fire?

You have 5 minutes.





# Stage 4

# The Serpent

**SCORING:** This is an 18 round, 90 point, Comstock course of fire.

**TARGETS:** 8 USPSA targets and 2 USPSA Poppers.

**SCORED HITS:** Best 2 per USPSA, steel down = 1A.

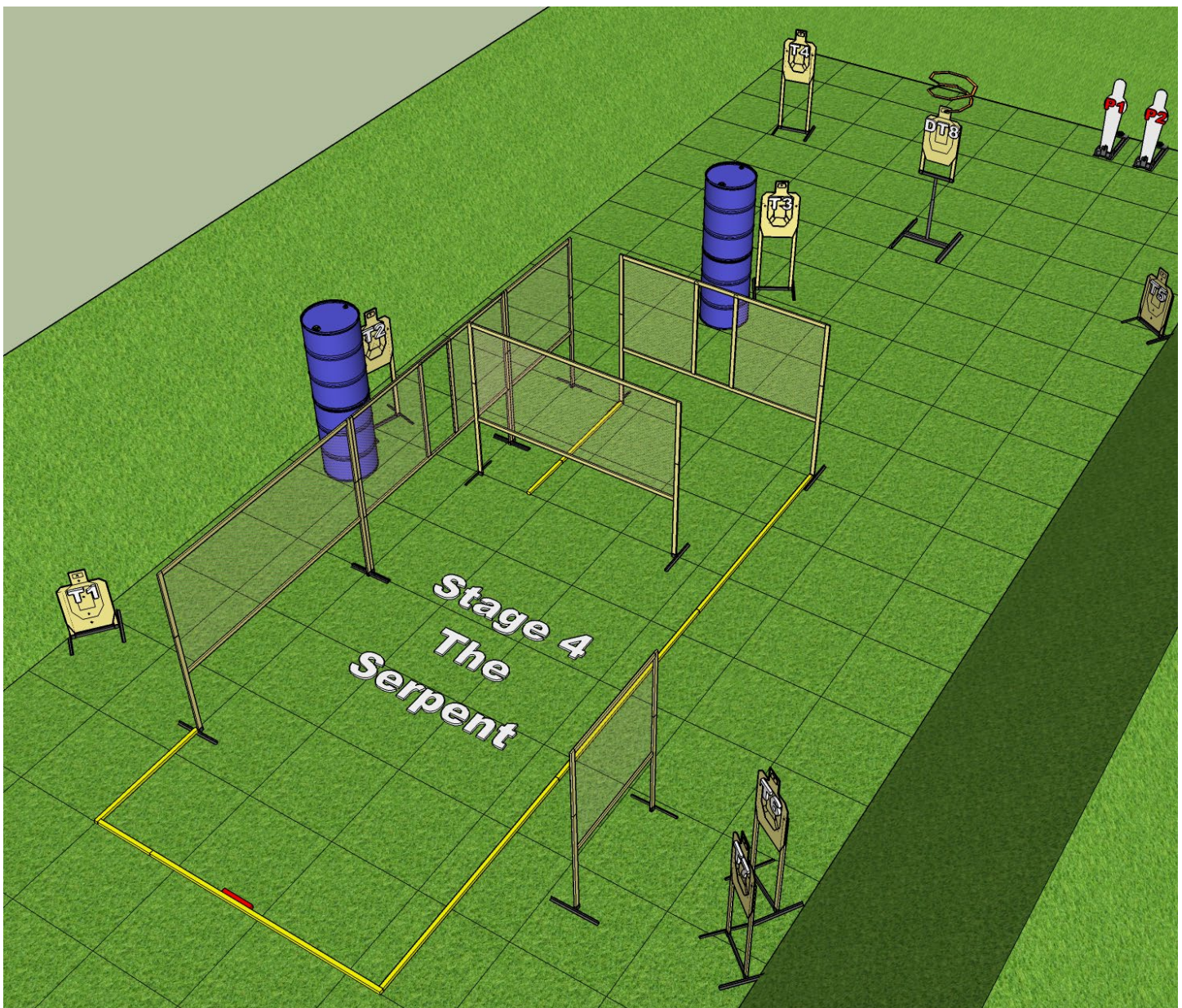
**START-STOP:** Audible - Last shot.

**PENALTIES:** Per the current edition of the USPSA Rule Book.

**START POSITION:** The handgun start position is both feet touching the start stick and wrists below belt. Handgun is loaded and holstered.

The PCC start position is both feet touching the start stick. PCC is loaded with safety on, stock on belt and muzzle pointed generally downrange.

**PROCEDURE:** On the audible start signal engage targets as available from within the shooting area. P1 activates DT8 which is not visible at rest and misses will be scored as No Penalty Misses (NPM).



**CCPL – March 30, 2024**

## **Stage 4 – The Serpent**

This is a 18 round Comstock course of fire consisting of 8 USPSA targets and 2 USPSA poppers. We will score the best 2 hits per USPSA target and steel must fall to score.

The handgun start position is both feet touching the start stick and wrists below belt. Handgun is loaded and holstered.

The PCC start position is both feet touching the start stick. PCC is loaded with safety on, stock on belt and muzzle pointed generally downrange.

On the audible start signal engage targets as available from within the shooting area. P1 activates DT8 which is not visible at rest and misses will be scored as No Penalty Misses (NPM).

Are there any questions about the course of fire?

You have 5 minutes.





# Stage 5

# A Winter's Tale

**SCORING:** This is a 19 round, 95 point, Comstock course of fire.

**TARGETS:** 8 USPSA targets and 3 IPSC Mini Poppers.

**SCORED HITS:** Best 2 per USPSA, steel down = 1A.

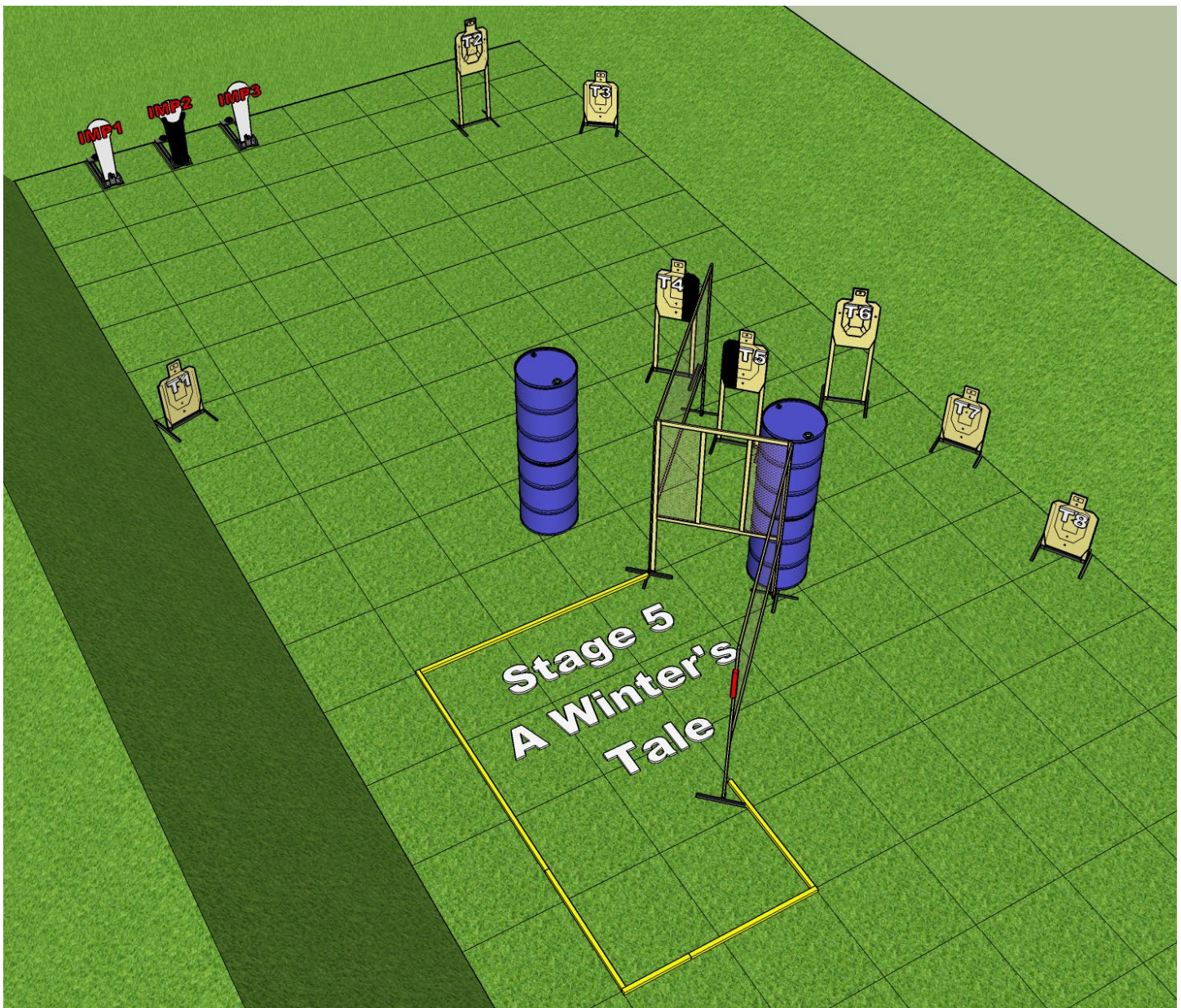
**START-STOP:** Audible - Last shot.

**PENALTIES:** Per the current edition of the USPSA Rule Book.

**START POSITION:** The handgun start position is Strong Hand touching the start stick. Handgun is loaded and holstered.

The PCC start position is muzzle touching the start stick. PCC is loaded with safety on, stock on belt and muzzle pointed generally downrange.

**PROCEDURE:** On the audible start signal engage targets as available from within the shooting area.



**CCPL – March 30, 2024**

## **Stage 5 –A Winter's Tale**

This is a 19 round Comstock course of fire consisting of 8 USPSA targets and 3 IPSC Mini poppers. We will score the best 2 hits per USPSA target and steel must fall to score.

The handgun start position is Strong Hand touching the start stick. Handgun is loaded and holstered.

The PCC start position is muzzle touching the start stick. PCC is loaded with safety on, stock on belt and muzzle pointed generally downrange.

On the audible start signal engage targets as available from within the shooting area.

Are there any questions about the course of fire?

You have 5 minutes.





# Stage 6

# In Hiding

**SCORING:** This is a 28 round, 140 point, Comstock course of fire.

**TARGETS:** 12 USPSA targets and 4 USPSA Mini Poppers.

**SCORED HITS:** Best 2 per USPSA, steel down = 1A.

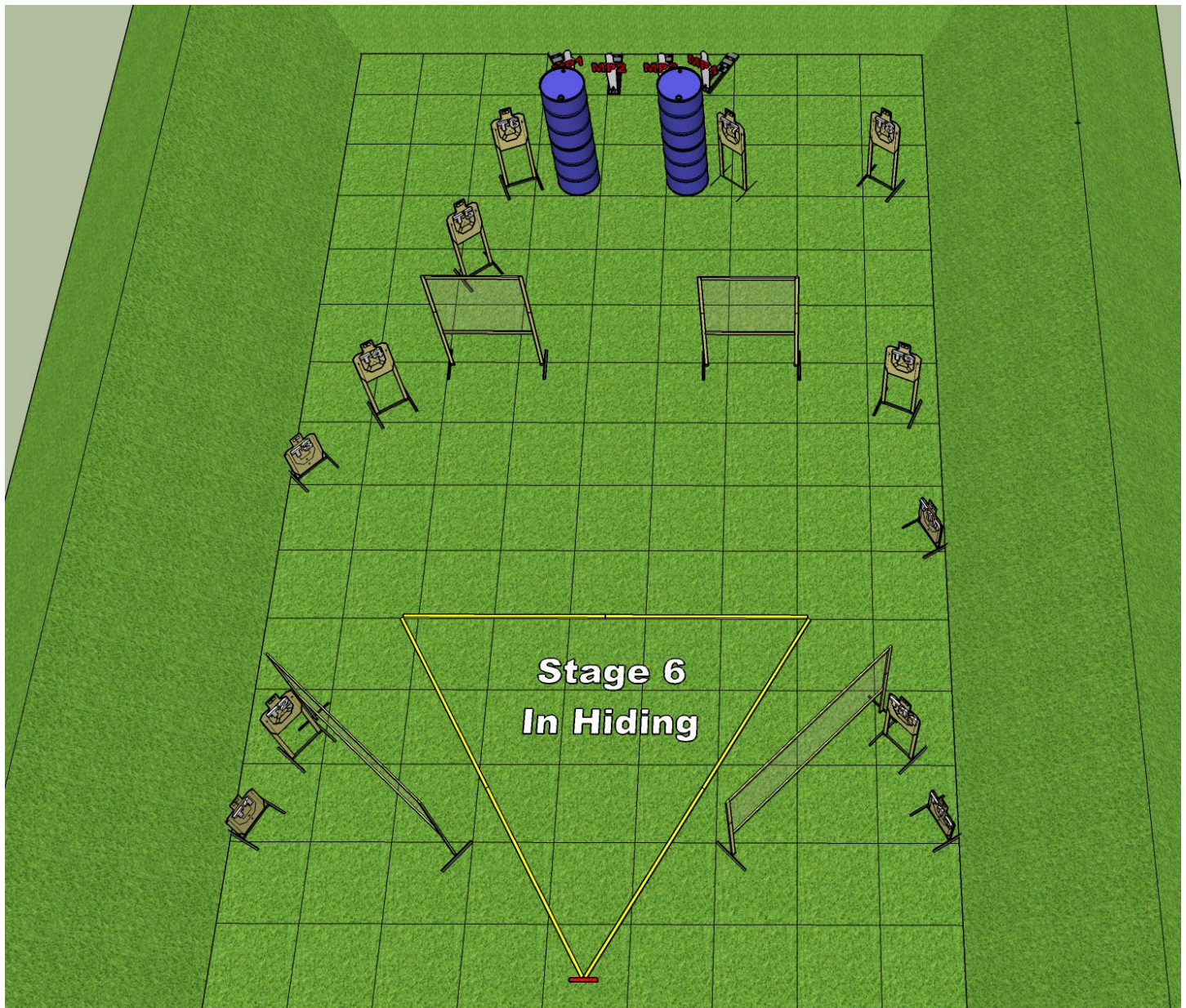
**START-STOP:** Audible - Last shot.

**PENALTIES:** Per the current edition of the USPSA Rule Book.

**START POSITION:** The handgun start position is toes of both feet touching the start stick and wrists below belt. Handgun is loaded and holstered.

The PCC start position is toes of both feet touching the start stick. PCC is loaded with safety on, stock on belt and muzzle pointed generally downrange.

**PROCEDURE:** On the audible start signal engage targets as available from within the shooting area.



**CCPL – March 30, 2024**

## **Stage 6 – In Hiding**

This is a 28 round Comstock course of fire consisting of 12 USPSA targets and 4 USPSA Mini poppers. We will score the best 2 hits per USPSA target and steel must fall to score.

The handgun start position is toes of both feet touching the start stick and wrists below belt. Handgun is loaded and holstered.

The PCC start position is toes of both feet touching the start stick. PCC is loaded with safety on, stock on belt and muzzle pointed generally downrange.

On the audible start signal engage targets as available from within the shooting area.

Are there any questions about the course of fire?

You have 5 minutes.

