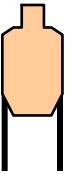


WAY OUT THERE

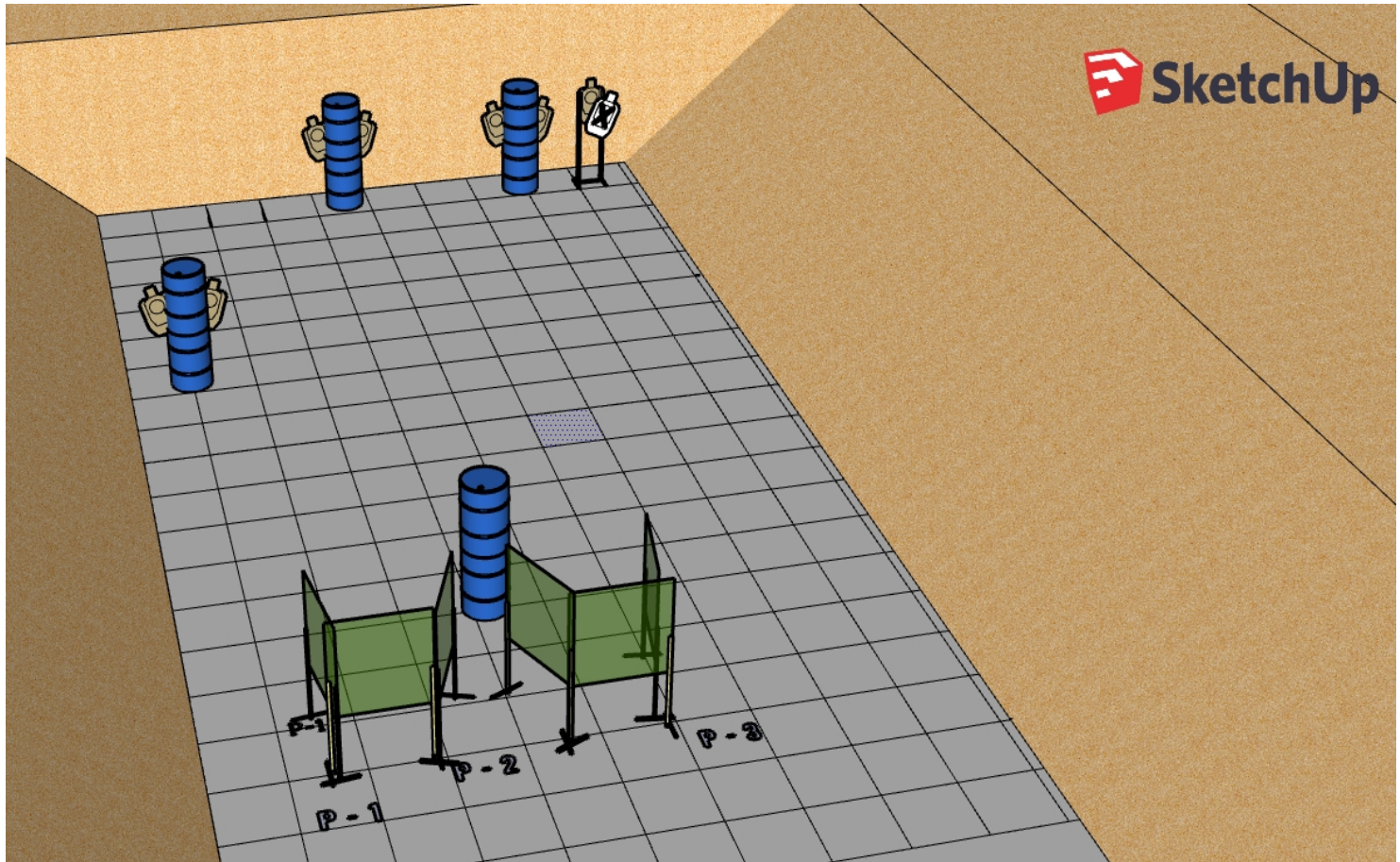


SCENARIO: You are being engaged with long guns and all you have to defend yourself is that puny little handgun. Luckily you have good hard cover.

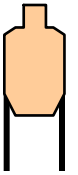
START POSITION: P-1, gun and spare mags loaded to division capacity, gun holstered.

STRINGS: 1
SCORING: UNLIMITED
TARGETS: 7 threat, 1 non threat, 0 Steel
SCORED HITS: Best 2/paper
START-STOP: Audible - Last shot
RULES: Current IDPA Rulebook
CONCEALMENT: Required

STAGE PROCEDURE: On the buzzer, engage threats as you see them in tactical priority, starting from P-1 moving through P-2 to P-3. Make maximum use of cover, honoring the fault lines. 2 scored rounds per threat.



TAKE OUT THE CHURCH SHOOTER



SCENARIO: You're at church service and are seated in the back row on the RH side, second seat in. Suddenly a crazed man bursts through the back door brandishing an AR15 . He runs toward the front screaming that he is going to kill everybody.

START POSITION:

Seated, second seat in from the aisle on the RH side, back row. Gun loaded with 6 rounds max, and extra mags loaded to division capacity, gun holstered.

STAGE PROCEDURE:

At the buzzer, stand up and quickly move to the center of the aisle facing the threat. THEN draw and engage the threat to DEFINITELY TAKE HIM DOWN FAST. Minimum 6 shots scored with AT LEAST one to the head AFTER TWO to the body. Shoot him in the back if necessary before he kills someone.

STRINGS:

1

SCORING:

UNLIMITED

TARGETS:

1 threat, 3 non threat, 0 Steel

SCORED HITS:

Best 6/paper

START-STOP:


Audible - Last shot

RULES:

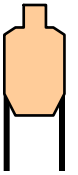
Current IDPA Rulebook

CONCEALMENT:

Required



IDPA 5 x 5 CLASSIFIER

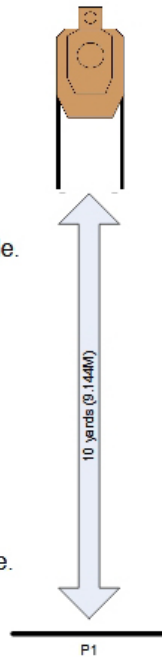


SCENARIO: SEE GRAPHIC BELOW

The Crooked Creek Defensive Pistol League is NOT (yet) affiliated with IDPA and as such, results from shooting this stage are not recognized by IDPA National.

START POSITION: P-1	STRINGS: 4 SCORING: LIMITED TARGETS: one per string SCORED HITS: see graphic below START-STOP: Audible - Last shot RULES: Current IDPA Rulebook CONCEALMENT: Optional
STAGE PROCEDURE: SEE GRAPHIC BELOW	

IDPA 5x5 Classifier



String 1: Draw and fire 5 shots freestyle.


String 2: Draw and fire 5 shots using Strong Hand Only.

String 3: Start with only 5 rounds in your gun. Draw and fire 5 shots, emergency reload and fire 5 additional shots freestyle.

String 4: Draw and fire 4 shots to the body and one shot to the head freestyle.

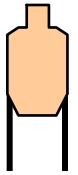
*** Notes:**

- 1) Target height set at 5'
- 2) Cover garment optional
- 3) Scoring is Limited



	ESP	SSP	CDP	CCP	REV	BUG
MA	20	20.3	20.8	21.7	23.1	24.7
EX	20.01-25.00	20.31-25.4	20.81-26.1	21.71-27.1	23.11-28.8	24.71-30.9
SS	25.01-32.00	25.41-32.4	26.11-33.3	27.11-34.7	28.81-36.9	30.91-39.6
MM	32.01-41.00	32.41-41.6	33.31-42.7	34.71-44.4	36.91-47.3	39.61-50.7
NV	> 41.01	> 41.61	> 42.71	> 44.41	> 47.31	> 50.71

BIKER BLAST



SCENARIO: You are walking out of a diner on a lonely stretch of highway when six bikers on 3 motorcycles roar up and surround you. They start threatening you and you tell them you don't want any trouble.... Then you hear "kill um" and you see weapons drawn.

START POSITION:
In the box, gun and spare mags loaded to division capacity, gun holstered, Hands in surrender position with elbows above shoulders

STAGE PROCEDURE:
At buzzer, draw and engage all threats with 2 scored rounds each, in TACTICAL SEQUENCE.

STRINGS: 1
SCORING: UNLIMITED
TARGETS: 6 threat, 0 non threat, 0 Steel
SCORED HITS: Best 2/paper
START-STOP: Audible - Last shot
RULES: Current IDPA Rulebook
CONCEALMENT: Required

