



CM 03-05

Paper Poppers

RULES: USPSA Handgun Competition Rules, current edition **COURSE DESIGNER:** Clif King – Modifications by US Design Team

START POSITION: Standing in Box A, hands at surrender position (wrists above shoulders). Handgun is loaded and holstered as per ready condition in rule 8.1.1 and 8.1.2.

STAGE PROCEDURE

Upon start signal, engage either Array 1, or Array 2, perform a mandatory reload and engage the second array. Paper requires two rounds each and steel must fall to score. A mandatory reload is required whenever changing arrays. Array 1 = paper; Array 2 = steel.

SCORING

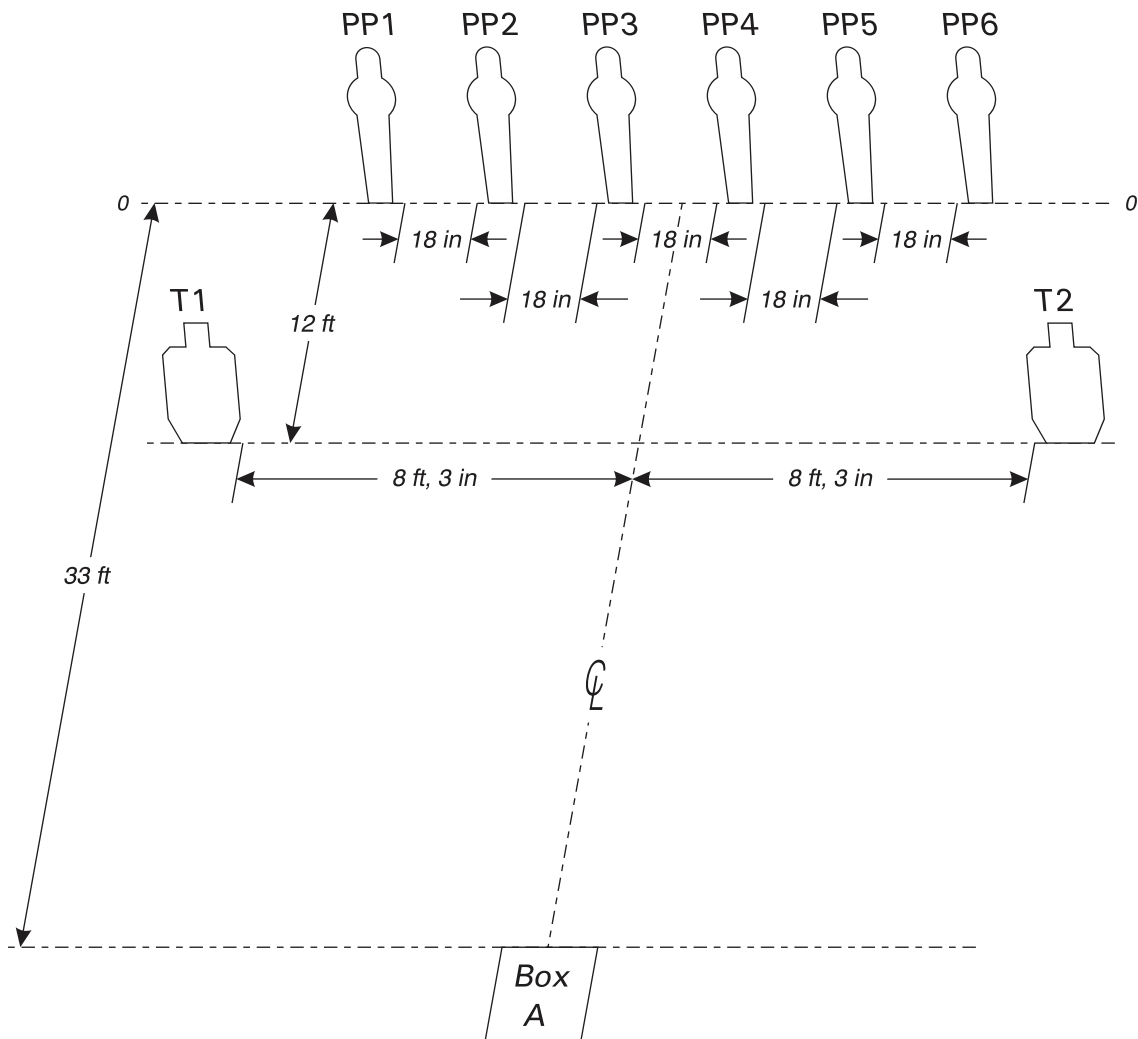
SCORING: Comstock, 10 rounds, 50 points

TARGETS: 2 Metric, 6 Pepper poppers

SCORED HITS: Best 2/paper, KD = 1 A

START - STOP: Audible - Last shot

PENALTIES: Per current edition USPSA Handgun Competition Rules



SETUP NOTES: Set paper targets to 5 feet high at shoulders. Box A is 3-feet by 3-feet.



CM 03-05, Paper Poppers

Written Stage Briefing

Paper Poppers is a 10 round, 50 point, Comstock classifier course. There are 2 metric targets and 6 pepper poppers. The best 2 hits per paper will score, steel must fall to score. The start signal is audible.

The start position is standing in Box A, facing downrange, wrists above respective shoulders. Your handgun is loaded and holstered.

PCC start position is standing in Box A, facing downrange, stock on belt, muzzle downrange, loaded carbine held in both hands with safety on.

On the start signal, from within the fault lines, engage T1 and T2 or PP 1-6, make a mandatory reload, and engage the remaining targets. Paper or steel may be engaged in any order. A mandatory reload is required whenever changing arrays.





No Left Turns

by Bretton Rebol

Scoring: COMSTOCK, Best 2 hits on cardboard.

Targets: 13 USPSA targets, 2 mini poppers

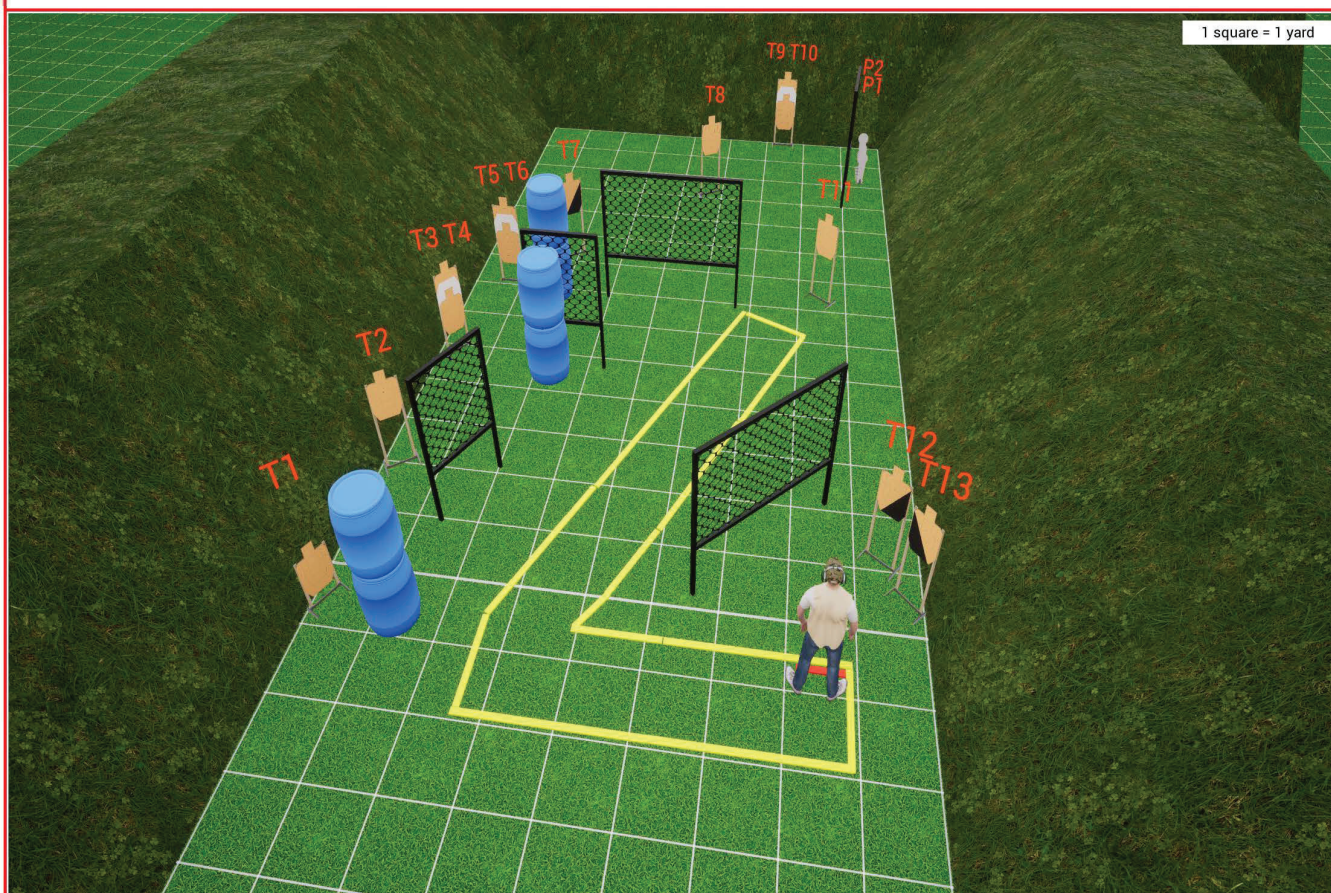
Rounds: 28

Start Position:

The start position is toes of both feet touching Start Stick, facing down range with wrists below belt. Handgun is loaded and holstered. PCC start position is toes of both feet touching Start Stick, facing down range with stock on belt, safety on, muzzle pointing downrange.

Procedure:

On the audible start signal, engage all targets from within the shooting area.



CCFL

No Left Turns
by Bretton Rebol

WRITTEN STAGE BRIEFING

Welcome to stage 2 - No Left Turns.

No Left Turns is a 28 round, 140 point COMSTOCK long course. There are 13 USPSA targets and 2 steel. The start signal is audible.

The start position is toes of both feet touching Start Stick, facing down range with wrists below belt. Handgun is loaded and holstered.

PCC start position is toes of both feet touching Start Stick, facing down range with stock on belt, safety on, muzzle pointing downrange.

Procedure is on the audible start signal, engage all USPSA targets with two (2) rounds each and knock down the poppers from within the shooting area.





Scoring: COMSTOCK, Best 2 hits on cardboard.

Targets: 11 USPSA targets

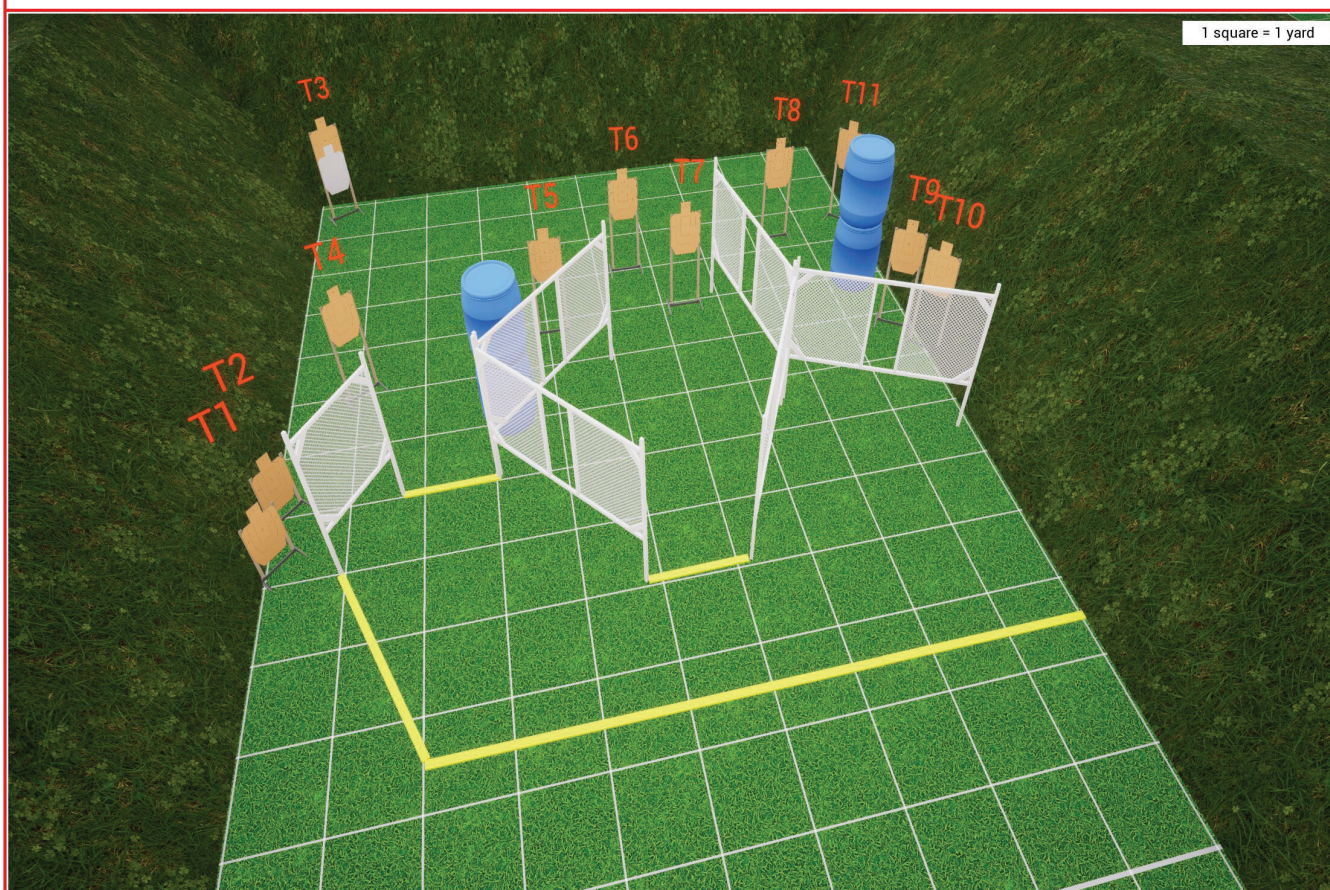
Rounds: 22

Start Position:

The start position is standing anywhere in the shooting area, facing down range with hands touching top of head. Handgun is loaded and holstered. PCC start position is stock on belt, safety on, muzzle pointing downrange

Procedure:

On the audible start signal, engage all targets from within the shooting area. Best two (2) hits on paper.



CCFL

If You Can Do It, Do It!

by Bretton Rebol

WRITTEN STAGE BRIEFING

Welcome to stage 3 - If You Can Do It, Do It!.

If You Can Do It, Do It! is a 22 round, 110 point Virginia Count long course. There are 11 USPSA targets. Best two (2) hits on paper and steel must fall to score. The start signal is audible.

The start position is standing anywhere in the shooting area, facing down range with hands touching top of head. Handgun is loaded and holstered.

PCC start position is standing anywhere in the shooting area, facing down range, stock on belt, safety on, muzzle pointed down range, loaded carbine held in both hands with safety on.

On the audible start signal, engage all targets from within the shooting area.





April Blazers Bring...Well, More Blazers

by Bretton Rebol

WRITTEN STAGE BRIEFING

Welcome to stage 4 - April Blazers Bring...Well, More Blazers.

April Blazers Bring...Well, More Blazers is a 32 round, 160 point COMSTOCK long course. There are 16 USPSA targets. The start signal is audible. Best two hits on paper.

The start position is standing with both feet touching either Start Stick, facing down range with wrists below belt. Handgun is loaded and holstered.

PCC start position is standing with both feet touching either Start Stick, stock on belt, safety on, muzzle pointing downrange

Procedure is on the audible start signal, engage all targets from within the shooting area.





Scoring: COMSTOCK, Best 2 hits on cardboard.

Targets: 7 USPSA targets, 5 steel

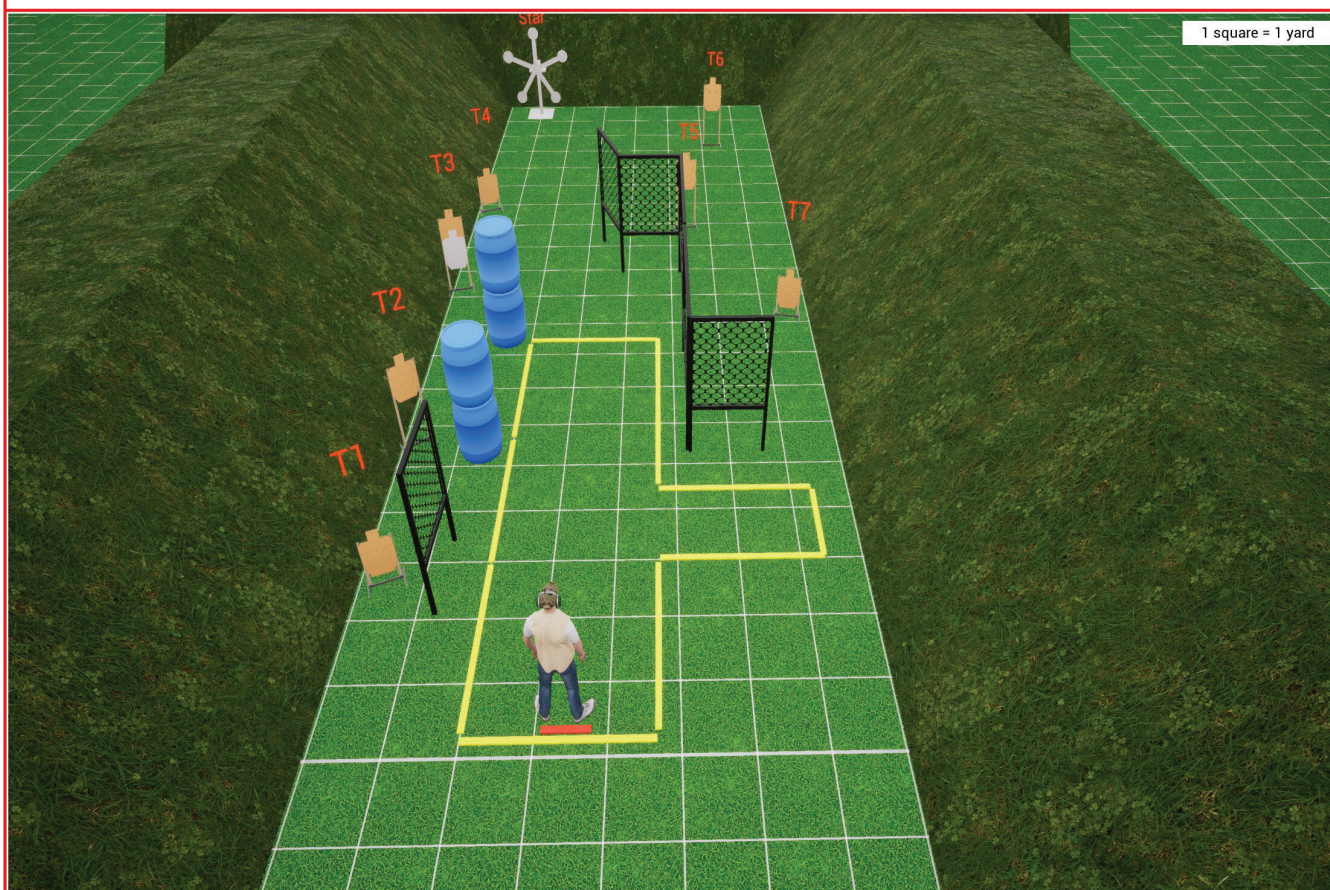
Rounds: 19

Start Position:

The start position is standing with heels touching the Start Stick, facing down range with wrists below belt. Handgun is loaded and holstered. PCC start position is stock on belt, safety on, muzzle pointing downrange

Procedure:

On the audible start signal, engage all targets from within the shooting area.



CCFL

Long Way Home
by Bud Connolly

WRITTEN STAGE BRIEFING

Welcome to Stage 5 Long Way Home.

Long Way Home is a 19 round, 95 point, COMSTOCK Medium course. There are 7 USPSA targets and 5 steel targets. The best 2 hits per cardboard target will score. Steel must fall to score.

The start position is standing with heels touching the Start Stick, facing down range with wrists below belt. Handgun is loaded and holstered.

PCC start position is standing with heels touching the Start Stick, stock on belt, safety on, muzzle pointing downrange

Procedure: On the audible start signal, engage all targets from within the shooting area.





Long Bob Silver

by Bretton Rebol

Scoring: COMSTOCK, Best 2 hits on cardboard.

Targets: 13 USPSA targets, 1 popper


Rounds: 27

Start Position:

The start position is standing with both hands on marks, facing down range. Handgun is loaded and holstered. PCC start position is muzzle touching either mark, safety on, muzzle pointing downrange.

Procedure:

On the audible start signal, engage all targets from within the shooting area. Best two (2) hits on paper and steel must fall to score. The Popper activates bobber which remains visible at rest.



CCFL

Long Bob Silver
by Bretton Rebol

WRITTEN STAGE BRIEFING

Welcome to stage 6 - Long Bob Silver.

Long Bob Silver is a 27 round, 135 point COMSTOCK long course. There are 13 USPSA targets and 1 steel. Best two (2) hits on paper and steel must fall to score. The Popper (P1) activates bobber (B1) which remains visible at rest. The start signal is audible.

The start position is standing with both hands on marks, facing down range. Handgun is loaded and holstered.

PCC start position is muzzle touching either mark, safety on, muzzle pointing downrange.

On the audible start signal, engage all targets from within the shooting area.

