



# CM 99-23

# Front Sight

**RULES:** USPSA Handgun Competition Rules, current edition **COURSE DESIGNER:** P.R. Metcalf—Modification by US Design Team

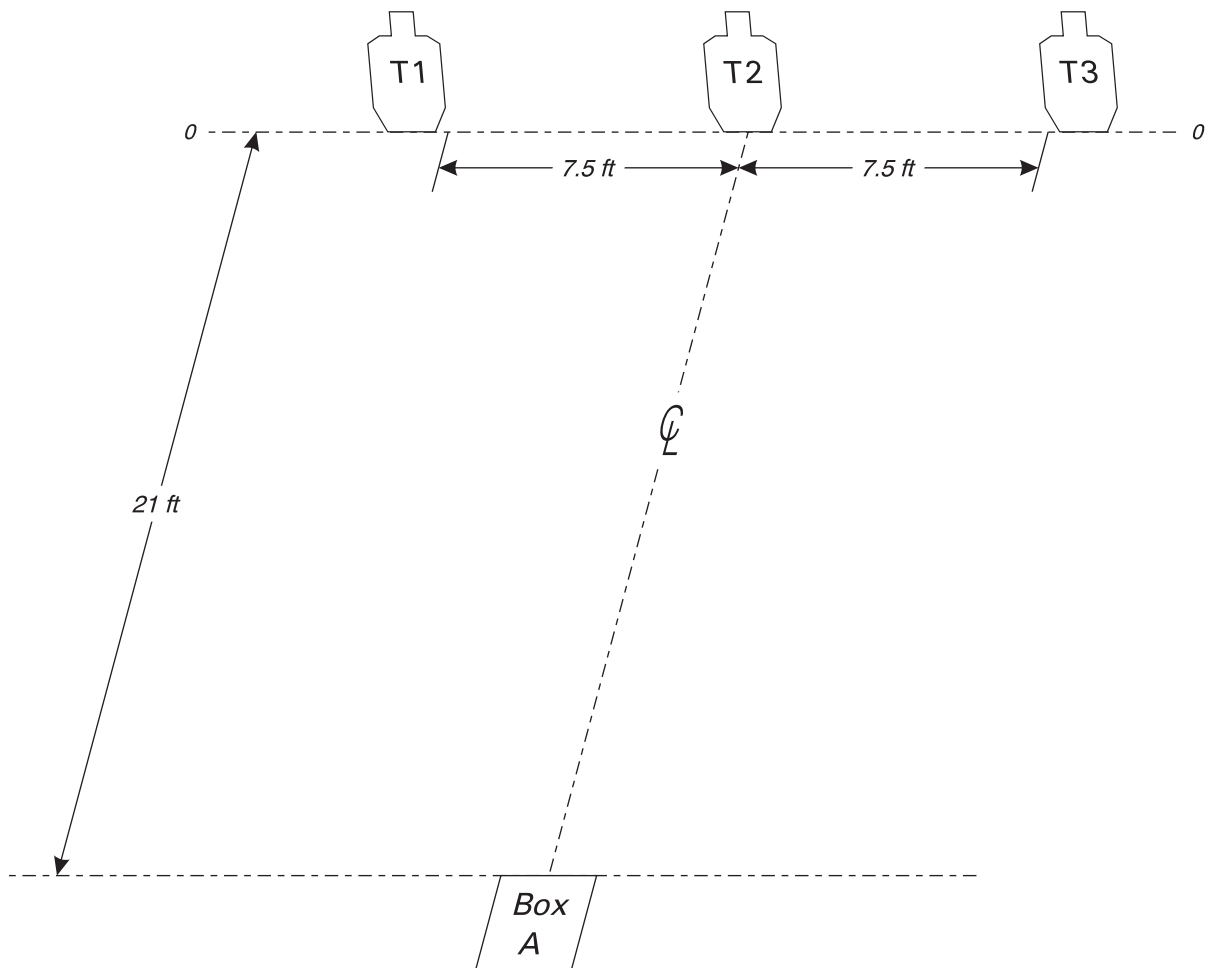
**START POSITION:** Standing in Box A, both arms hanging relaxed at sides or both wrists above respective shoulders - shooter's choice. Handgun is loaded and holstered as per ready condition in rule 8.1.1 and 8.1.2.

### STAGE PROCEDURE

- String 1. Start facing uprange. Upon start signal, turn, from Box A engage T1-T3 with only two rounds per target.
- String 2. Start facing targets, hand position opposite of string one, upon start signal, from Box A, engage T1-T3 with only two rounds per target.

### SCORING

**SCORING:** Virginia Count, 12 rounds, 60 points  
**TARGETS:** 3 Metric  
**SCORED HITS:** Best 4/paper  
**START - STOP:** Audible - Last shot  
**PENALTIES:** Per current edition USPSA Handgun Competition Rules



**SETUP NOTES:** Set paper targets to 5 feet high at shoulders. Box A is 3 feet by 3 feet. Angle T1 and T3 to face shooting box.



## CM99-23 FRONT SIGHT

### Written Stage Briefing

Front Sight is a 12 round, 60 point, Virginia Count Classifier. There are 3 metric targets. The best 4 hits per target will score. The start signal is audible.

The start position for string one is standing in box A, facing uprange, hands at sides or wrists above shoulders, your choice. Your gun will be loaded and holstered.

The start position for string two is standing in box A, facing the targets, with your hands in the opposite position from string one.

PCC, both strings: standing in Box A, facing downrange, stock on belt, muzzle downrange, loaded carbine held in both hands with safety on.

For both strings, on the start signal engage T1-T3 with only two rounds per target.





**CCPL – September 21-22, 2024**

## **Stage 2 – Burning Down the House**

This is a 32 round, 160 point, Comstock course of fire consisting of 16 USPSA targets. We will score the best 2 hits per USPSA target and steel must fall to score.

The handgun start position is both feet straddling either start stick and wrists below belt. Handgun is loaded and holstered.

The PCC start position is both feet straddling either start stick. PCC is loaded with safety on, stock on belt and muzzle pointed generally downrange.

On the audible start signal engage targets as available from within the shooting area.

Are there any questions about the course of fire?

You have 5 minutes.





# Stage 3

# Psycho Killer

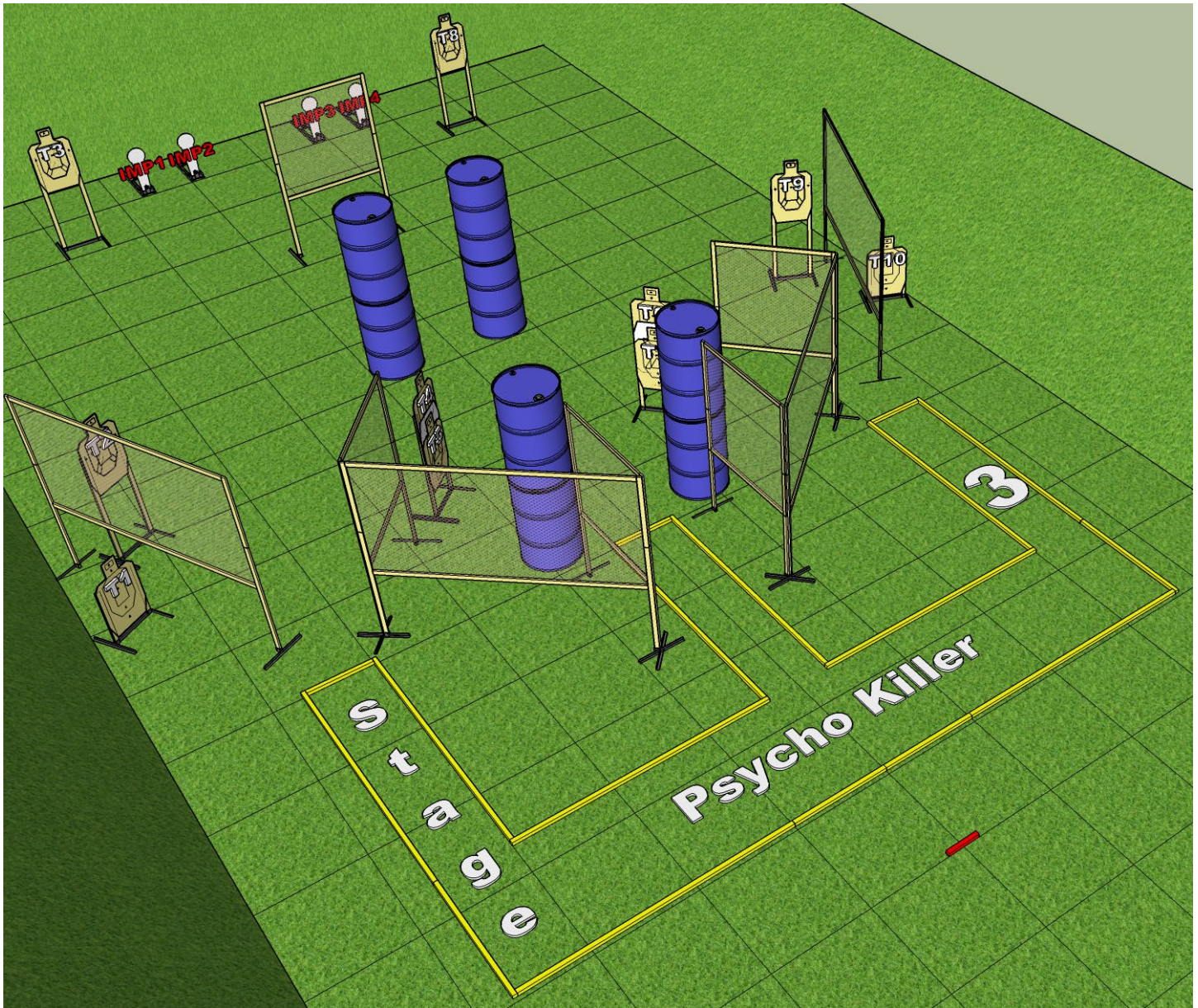
**SCORING:** This is a 24 round, 120 point, Comstock course of fire.

**TARGETS:** 10 USPSA targets and 4 IPSC Mini Poppers.

**SCORED HITS:** Best 2 per USPSA, steel down = 1A

**START-STOP:** Audible - Last shot

**PENALTIES:** Per the current edition of the USPSA Rule Book.



**CCPL – September 21-22, 2024**

## **Stage 3 – Psycho Killer**

This is a 24 round, 120 point, Comstock course of fire consisting of 10 USPSA targets and 4 IPSC Mini poppers. We will score the best 2 hits per USPSA target and steel must fall to score.

The handgun start position is toes of both feet touching the start stick and wrists below belt. Handgun is loaded and holstered.

The PCC start position is toes of both feet touching the start stick. PCC is loaded with safety on, stock on belt and muzzle pointed generally downrange.

On the audible start signal engage targets as available from within the shooting area.

Are there any questions about the course of fire?

You have 5 minutes.





# Stage 4

# Wild, Wild Life

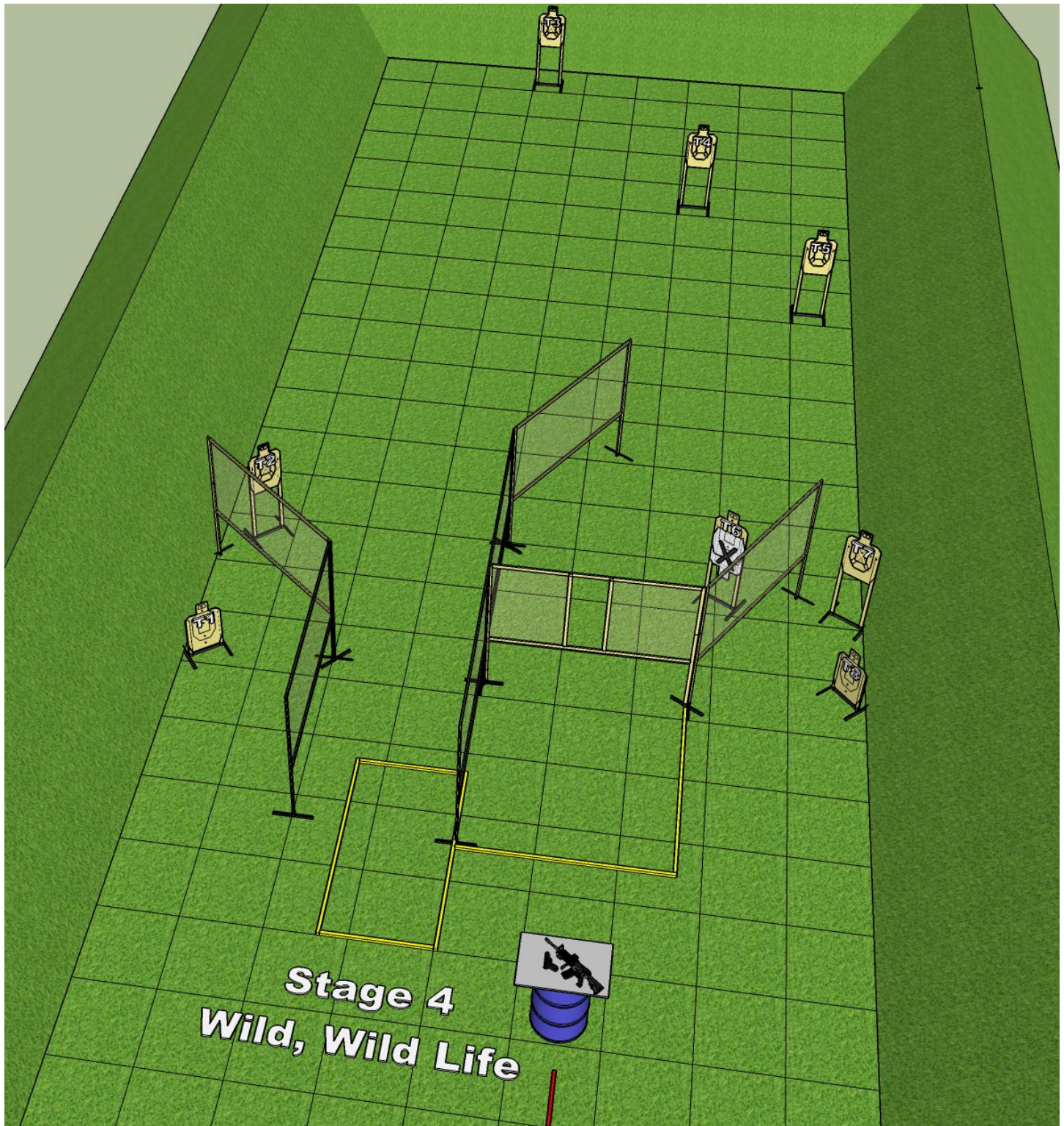
**SCORING:** This is a 16 round, 80 point, Comstock course of fire.

**TARGETS:** 8 USPSA targets.

**SCORED HITS:** Best 2 per USPSA

**START-STOP:** Audible - Last shot

**PENALTIES:** Per the current edition of the USPSA Rule Book.



**CCPL – September 21-22, 2024**

## **Stage 4 – Wild, Wild Life**

This is a 16 round, 80 point, Comstock course of fire consisting of 8 USPSA targets. We will score the best 2 hits per USPSA target.

The start position is both feet straddling the start stick and wrists below belt. Firearm is loaded and placed on the table with Trigger guard over the mark and muzzle pointed generally downrange.

On the audible start signal engage targets as available from within the shooting area.

Are there any questions about the course of fire?

You have 5 minutes.









**CCPL – September 21-22, 2024**

## **Stage 5 –Take Me to the River**

This is a 22 round, 110 point, Comstock course of fire consisting of 11 USPSA targets. We will score the best 2 hits per USPSA target.

The handgun start position is both feet touching either start stick and wrists below belt. Handgun is loaded and holstered.

The PCC start position is both feet touching either start stick. PCC is loaded with safety on, stock on belt and muzzle pointed generally downrange.

On the audible start signal engage targets as available from within the shooting area.

Are there any questions about the course of fire?

You have 5 minutes.





# Stage 6

# Road to Nowhere

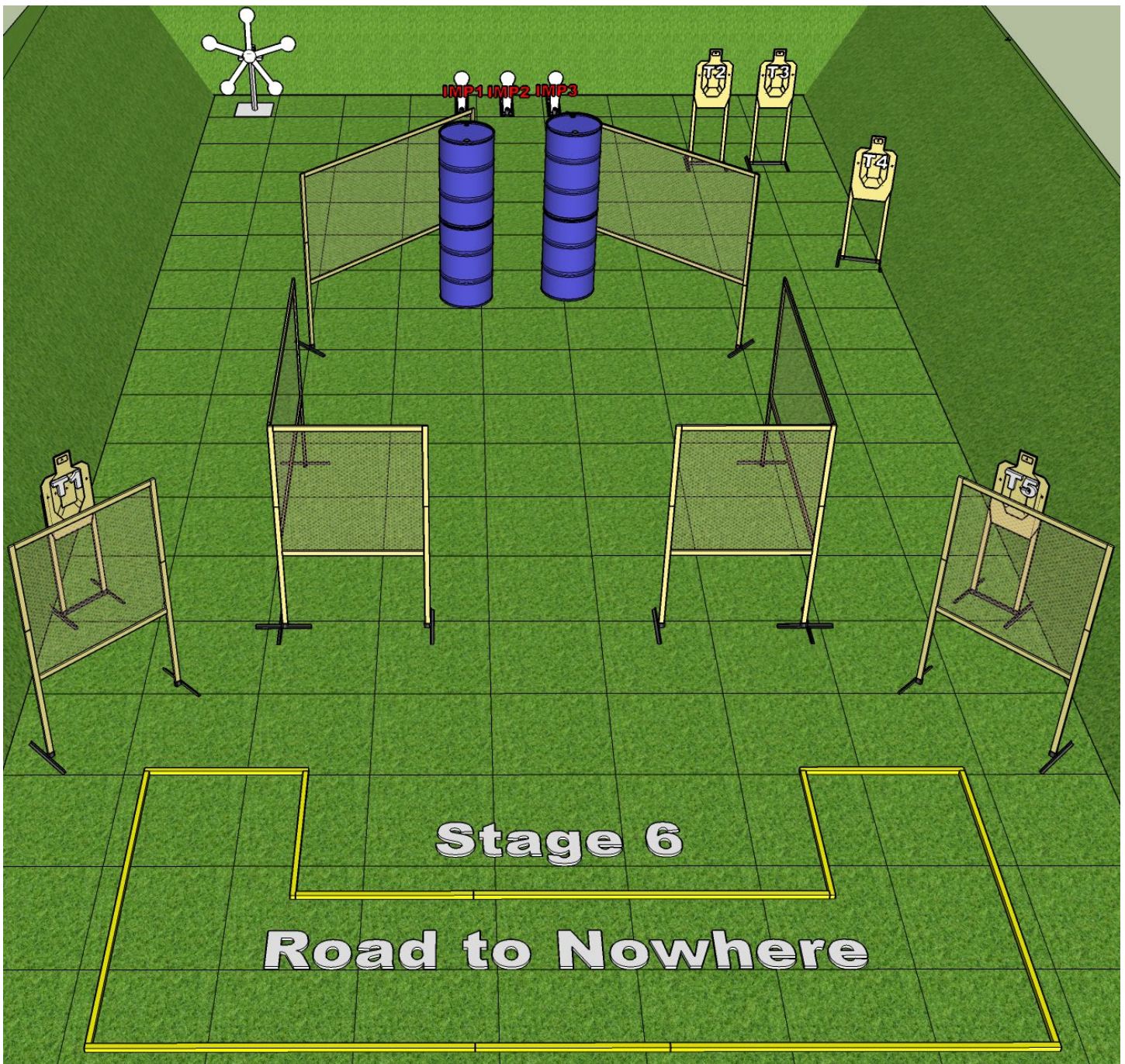
**SCORING:** This is a 18 round, 90 point, Comstock course of fire.

**TARGETS:** 5 USPSA targets, 5 Plates and 3 IPSC Mini Poppers.

**SCORED HITS:** Best 2 per USPSA, steel down = 1A

**START-STOP:** Audible - Last shot

**PENALTIES:** Per the current edition of the USPSA Rule Book.



**CCPL – September 21-22, 2024**

## **Stage 6 – Road to Nowhere**

This is a 18 round, 90 point, Comstock course of fire consisting of 5 USPSA targets, 5 plates and 3 IPSC Mini poppers. We will score the best 2 hits per USPSA target and steel must fall to score.

The handgun start position is standing anywhere in the shooting area with wrists below belt. Handgun is loaded and holstered.

The PCC start position is standing anywhere in the shooting area. PCC is loaded with safety on, stock on belt and muzzle pointed generally downrange.

On the audible start signal engage targets as available from within the shooting area.

Are there any questions about the course of fire?

You have 5 minutes.

