



# CM 09-13

# Table Stakes

**RULES:** USPSA Handgun Competition Rules, current edition **COURSE DESIGNER:** US Nationals Design Team

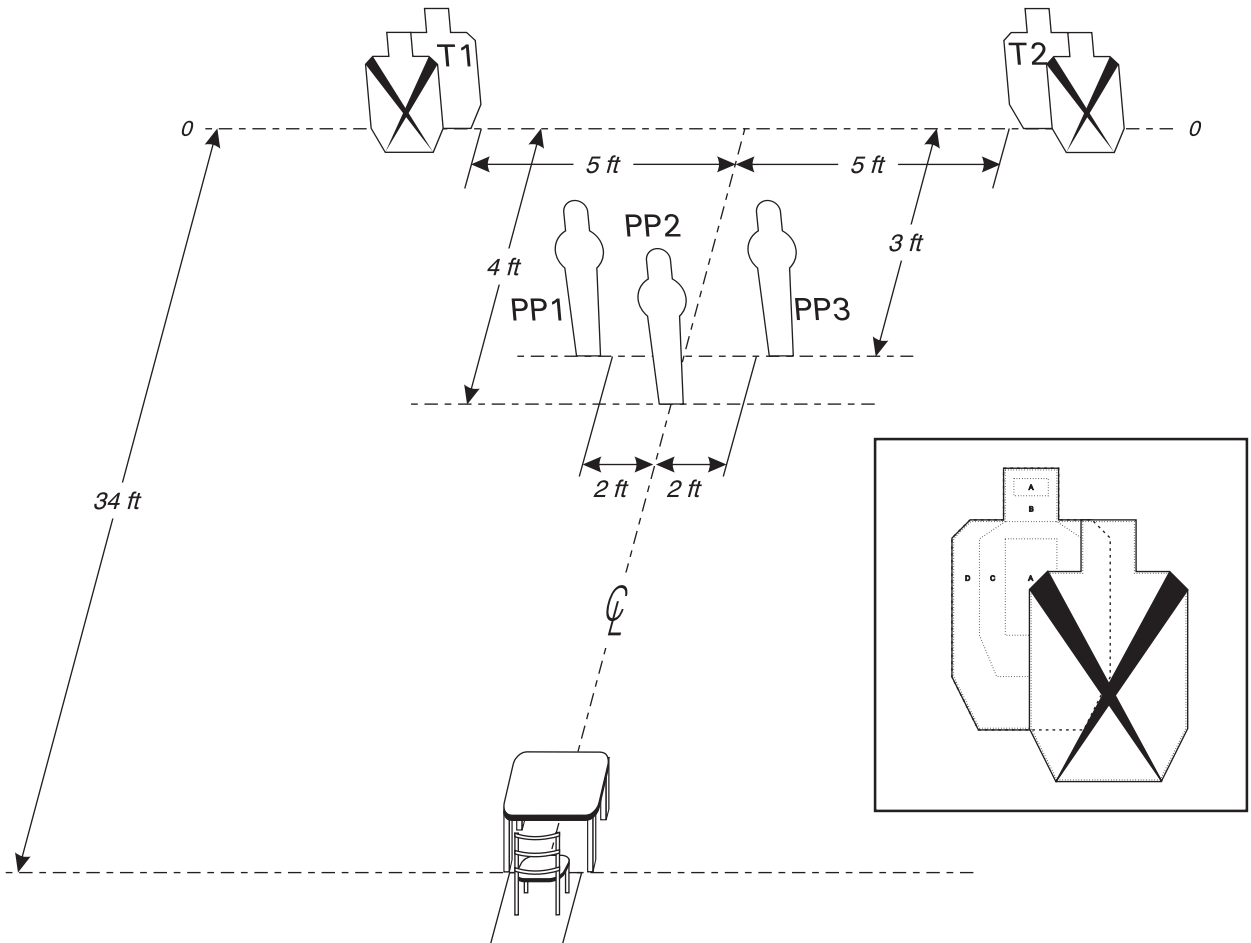
**START POSITION:** Sitting fully in chair, hands behind head, fingers interlaced. Handgun is unloaded and lying flat on the table with the muzzle pointing downrange, slide forward/cylinder closed and hammer/striker fully down. All ammo for the stage must start on the table.

### STAGE PROCEDURE

On signal, load pistol and engage targets while remaining in the shooting area. If a reload is needed, it must come from the ammo on the table.

### SCORING

**SCORING:** Comstock, 7 rounds, 35 points  
**TARGETS:** 2 Metric, 3 Pepper poppers  
**SCORED HITS:** Best 2/paper, KD = 1A  
**START - STOP:** Audible - Last shot  
**PENALTIES:** Per current edition of USPSA Handgun Competition Rules



**SETUP NOTES:** T1 and T2 are 5 feet from the center line to the edge of the target. Set paper targets to 5 feet high at shoulders. Shooting box is 3 feet by 3 feet. See inset for correct no-shoot placement. No-shoot scoring line runs down center of A zone.



**RO NOTE:** Gun may not be propped up in any way.

## 09-13 Table Stakes

### Written Stage Briefing

Table Stakes is a 7 round, 35-point Comstock Short Course. There are 2 Metric targets and 3 Pepper poppers. The best two hits per paper will score, steel must fall to score. The start signal is audible.

The start position will be seated on chair with your back against the chair back, and fingers laced behind your head. Your gun will be unloaded and placed fully on the table, muzzle downrange. The gun must be flat and not propped up in any manner. All ammo to be used for the stage must start on the table. PCC start position is the same. The carbine may not extend past the rear edge of the table, but may extend downrange off the table.

On the start signal, load and engage targets while remaining in the fault lines.



# Stage 2

# Midgets & Men


**SCORING:** This is a 28 round, 140 point, Comstock course of fire.

**TARGETS:** 8 USPSA targets and 6 USPSA Mini targets.

**SCORED HITS:** Best 2 per USPSA

**START-STOP:** Audible - Last shot.

**PENALTIES:** Per the current edition of the USPSA Rule Book.



**CCPL – July 2024**

**Stage 2 – Midgets & Men**

This is a 28 round Comstock course of fire consisting of 8 USPSA targets and 6 USPSA mini targets. We will score the best 2 hits per USPSA target.

The handgun start position is toes of both feet touching the start stick and wrists below belt. Handgun is loaded and holstered.

The PCC start position is toes of both feet touching the start stick. PCC is loaded with safety on, stock on belt and muzzle pointed generally downrange.

On the audible start signal engage targets as available from within the shooting area.

Are there any questions about the course of fire?

You have 5 minutes.



# Stage 3

# Moving Star

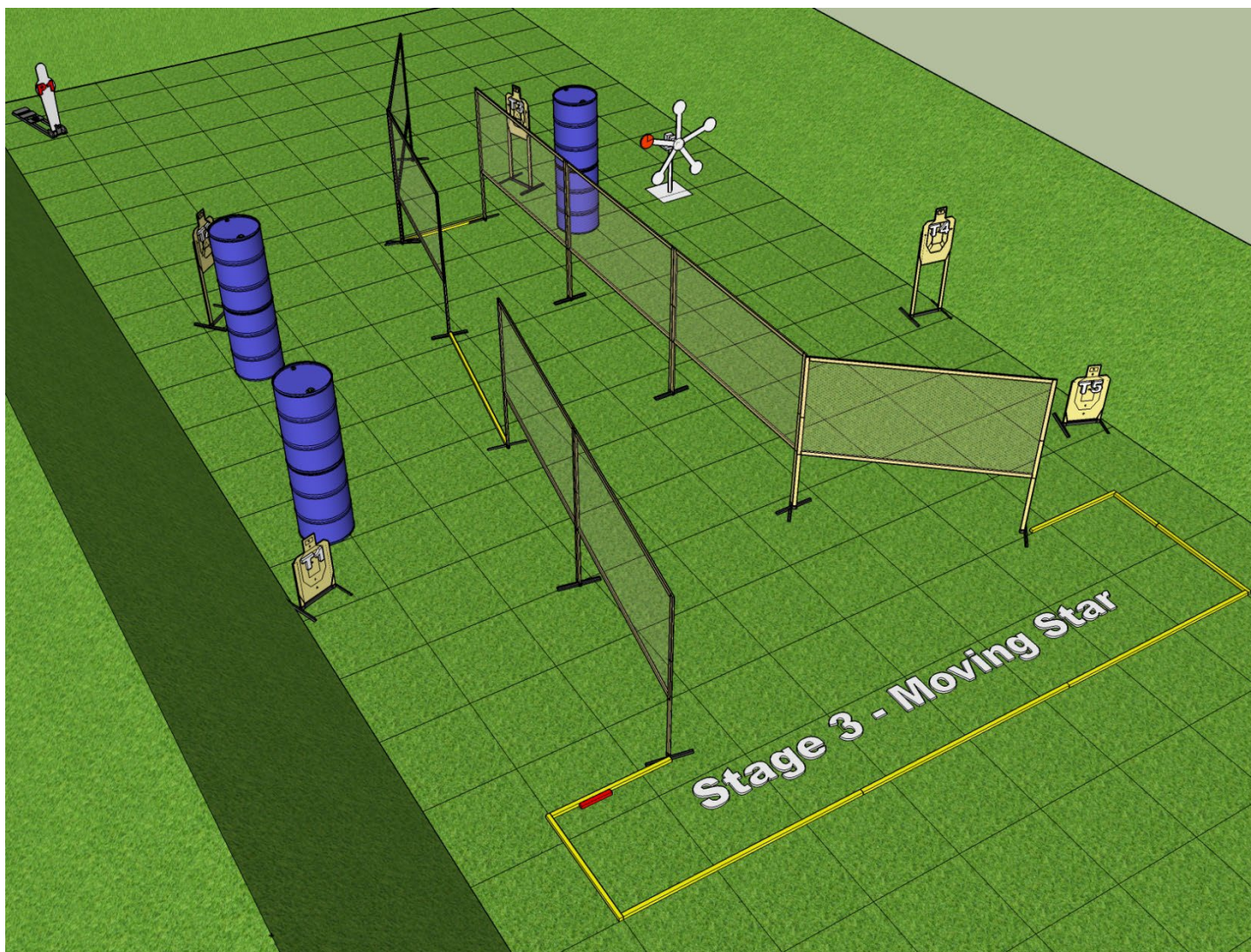
**SCORING:** This is a 15 round, 75 point, Comstock course of fire.

**TARGETS:** 5 USPSA targets, 1 USPSA Popper and 4 Plates.

**SCORED HITS:** Best 2 per USPSA, steel down = 1A.

**START-STOP:** Audible - Last shot.

**PENALTIES:** Per the current edition of the USPSA Rule Book.



**CCPL – July 2024**

**Stage 3 – Moving Star**

This is a 15 round Comstock course of fire consisting of 5 USPSA targets, 1 USPSA popper and 4 plates. We will score the best 2 hits per USPSA target and steel must fall to score.

The handgun start position is toes of both feet touching the start stick and wrists below belt. Handgun is loaded and holstered.

The PCC start position is toes of both feet touching the start stick. PCC is loaded with safety on, stock on belt and muzzle pointed generally downrange.

On the audible start signal engage targets as available from within the shooting area. P1 Activates the Texas Star. The USPSA Popper must be down before engaging the Texas Star. Per Rule 9.9.4 – One Procedural Penalty per shot fired (up to four) at the Texas Star prior to activation. Orange Plate is a No Shoot plate and will incur per hit penalties.

Are there any questions about the course of fire?

You have 5 minutes.



# Stage 4

# Mini Madness

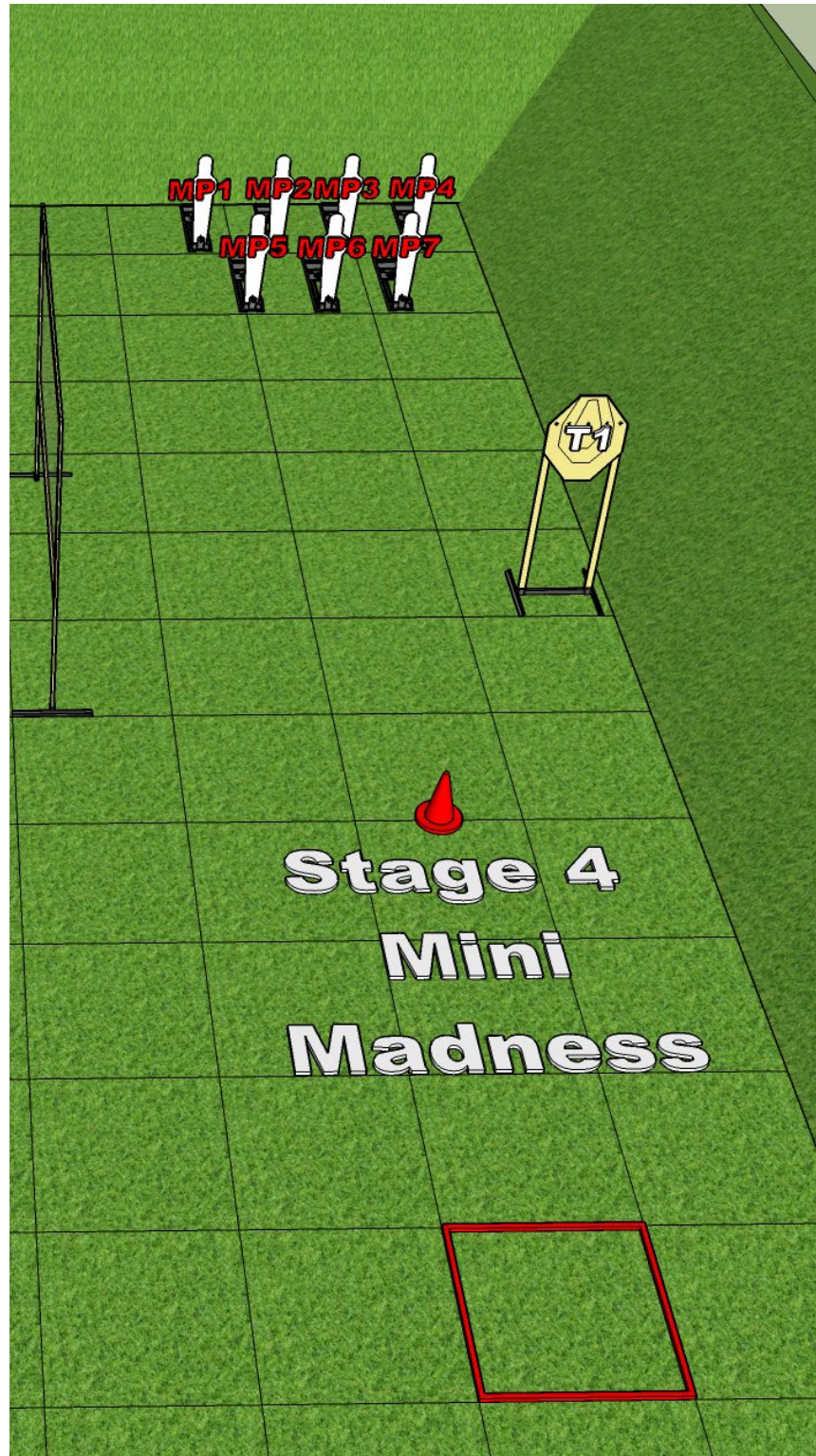
**SCORING:** This is an 8 round, 40 point, Comstock course of fire.

**TARGETS:** 1 IPSC target and 7 USPSA Mini Poppers.

**SCORED HITS:** Best 1 per USPSA, steel down = 1A.

**START-STOP:** Audible - Last shot.

**PENALTIES:** Per the current edition of the USPSA Rule Book.



**CCPL – July 2024**

## **Stage 4 – Mini Madness**

This is an 8 round Comstock course of fire consisting of 1 IPSC target and 7 USPSA mini poppers. We will score the best 1 hit per IPSC target and steel must fall to score.

The handgun start position is standing in the shooting box with wrists below belt. Handgun is loaded and holstered.

The PCC start position is standing in the shooting box. PCC is loaded with safety on, stock on belt and muzzle pointed at the cone.

On the audible start signal engage targets as available from within the shooting area.

Are there any questions about the course of fire?

You have 5 minutes.





# Stage 5

# Quick Turn 3

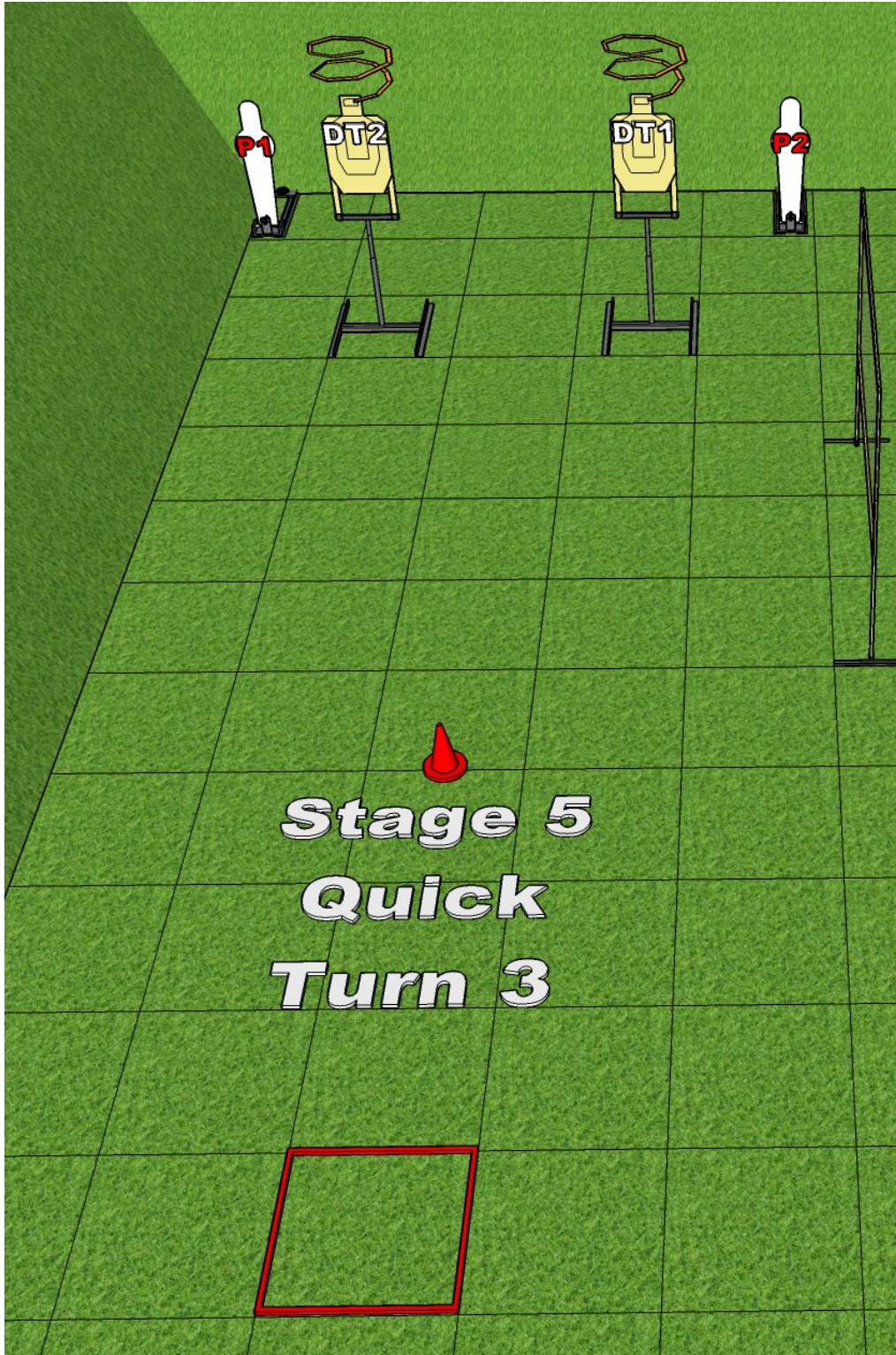
**SCORING:** This is an 8 round, 40 point, Comstock course of fire.

**TARGETS:** 2 USPSA targets and 2 USPSA Poppers

**SCORED HITS:** Best 3 per USPSA, steel down = 1A.

**START-STOP:** Audible - Last shot.

**PENALTIES:** Per the current edition of the USPSA Rule Book.



**CCPL – July 2024**

**Stage 5 – Quick Turn 3**

This is an 8 round Comstock course of fire consisting of 2 USPSA targets and 2 USPSA poppers. We will score the best 3 hits per USPSA target and steel must fall to score.

The handgun start position is standing in the shooting box with wrists below belt. Handgun is loaded and holstered.

The PCC start position is standing in the shooting box. PCC is loaded with safety on, stock on belt and muzzle pointed at cone.

On the audible start signal engage targets as available from within the shooting area. P1 activates DT1 and P2 activates DT2. DT1 and DT2 are disappearing targets. Misses on DT1 and DT2 will be recorded as No Penalty Mikes (NPM).

Are there any questions about the course of fire?

You have 5 minutes.



# Stage 6

# Blazer 7

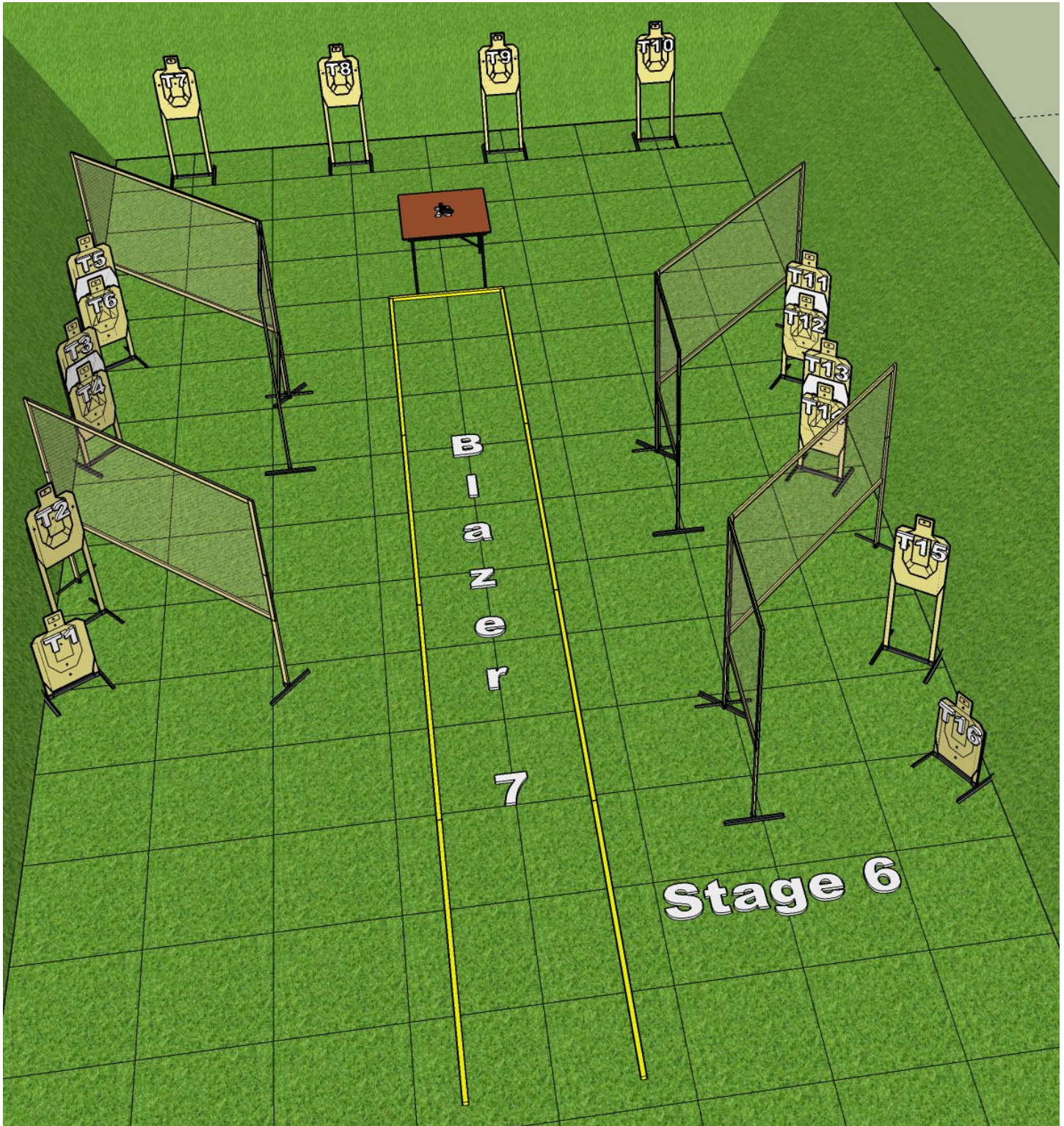
**SCORING:** This is a 32 round, 160 point, Comstock course of fire.

**TARGETS:** 16 USPSA targets

**SCORED HITS:** Best 2 per USPSA

**START-STOP:** Audible - Last shot.

**PENALTIES:** Per the current edition of the USPSA Rule Book.



**CCPL – July 2024****Stage 6 – Blazer 7**

This is a 32 round Comstock course of fire consisting of 16 USPSA targets. We will score the best 2 hits per USPSA target.

The start position is standing anywhere. Firearm is loaded and placed on table with the trigger guard over the mark.

On the audible start signal engage targets as available from within the shooting area.

Are there any questions about the course of fire?

You have 5 minutes.



# Stage 7

# Hold My Beer and Watch This


**SCORING:** This is a 27 round, 135 point, Comstock course of fire.

**TARGETS:** 13 USPSA targets and 1 IPSC Mini Popper.

**SCORED HITS:** Best 2 per USPSA, steel down = 1A.

**START-STOP:** Audible - Last shot.

**PENALTIES:** Per the current edition of the USPSA Rule Book.



**CCPL – July 2024**

## **Stage 7 – Hold My Beer and Watch This**

This is a 27 round Comstock course of fire consisting of 13 USPSA targets and 1 IPSC mini popper. We will score the best 2 hits per USPSA target and steel must fall to score.

The start position is both feet straddling the start stick and beer can held in the strong hand. Firearm is loaded and placed on the table with the trigger guard over the mark.

On the audible start signal engage targets as available from within the shooting area. Beer can must be placed in the holder on second table before the last shot.

Are there any questions about the course of fire?

You have 5 minutes.

