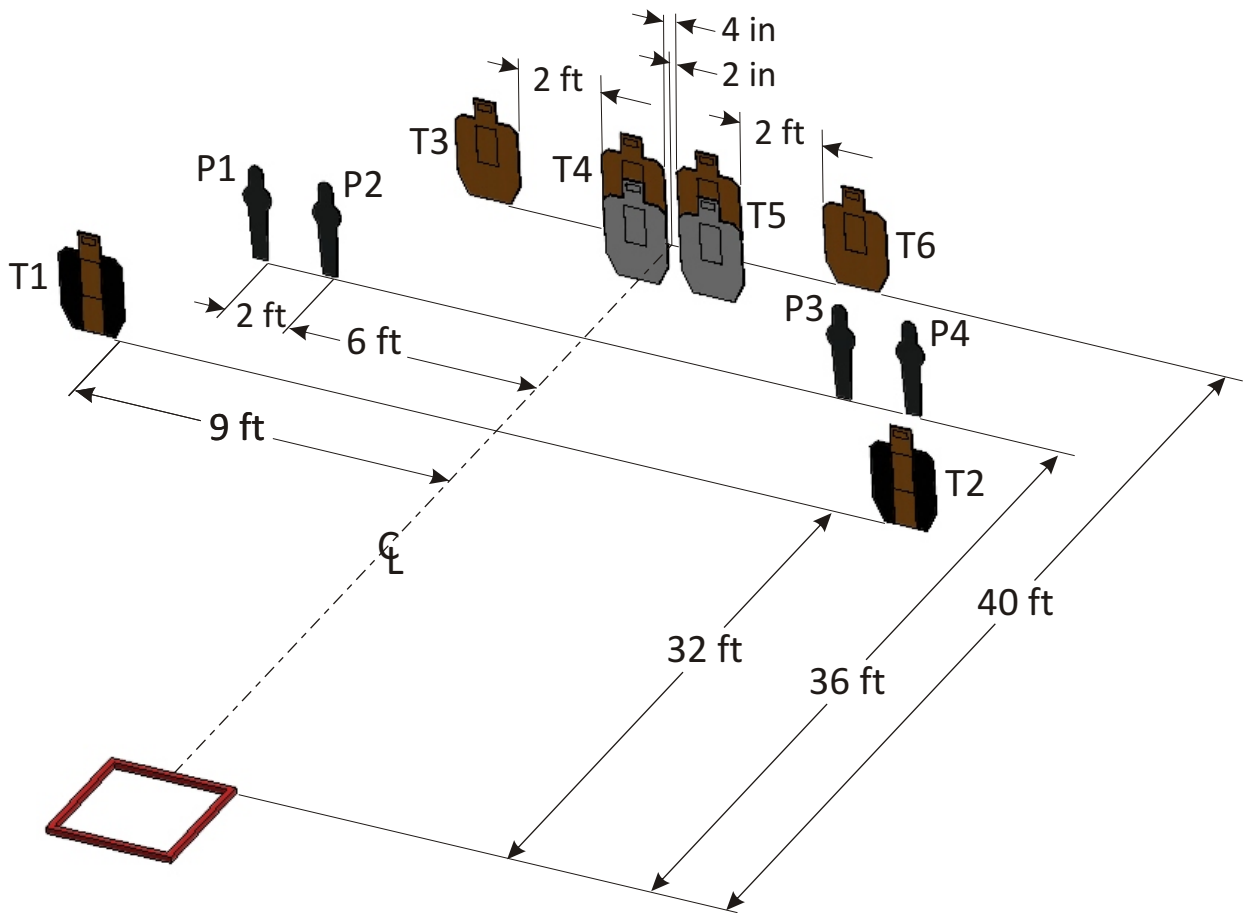




# CM 18-05 No Need To Believe In Either Side

RULES: USPSA Handgun Competition Rules, current edition. Course Designer: Nationals Design Team

<p><b>STAGE PROCEDURE</b></p> <p>From within box engage T1-T2 and P1-P4 or T3-T6 then perform a mandatory reload and engage remaining targets. Arrays may be engaged in any order</p>	<p><b>Scoring:</b> Comstock, 16 rounds, 80 points</p> <p><b>Targets:</b> 6 USPSA Targets, 4 Mini USPSA Poppers</p> <p><b>Scored Hits:</b> Best 2/paper, Steel must fall</p> <p><b>Start - Stop:</b> Audible - Last Shot</p> <p><b>Penalties:</b> Per current edition of USPSA Handgun Competition Rules.</p>
---	--



**SETUP NOTES:** Set targets 5 feet to top. Box is 3 feet by 3 feet. Left edge of no-shoot is lined up with left edge of A-zone, top of no-shoot (not the scoring zone line) is lined up with bottom of target lettering. Targets T1 & T2 hardcover is set to both edges of A-zone.



## CM 18-05 No Need To Believe In Either Side

No Need To Believe In Either Side is a 16 round, 80-point, Comstock Speed Shoot. There are 6 USPSA targets and 4 USPSA Mini poppers. The best 2 hits per paper will score and steel must fall to score.

The handgun start position is standing inside shooting area, wrists below belt with handgun loaded and holstered.

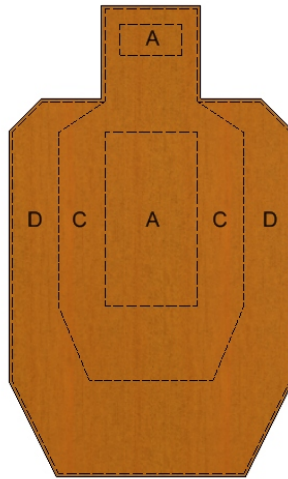
The PCC start position is standing inside shooting area, holding loaded PCC, stock on belt, and muzzle pointing downrange.

On the audible start signal from within shooting area, engage T1-T2 and P1-P4 or T3-T6, perform a mandatory reload between arrays, and engage remaining targets. You may engage arrays in any order.

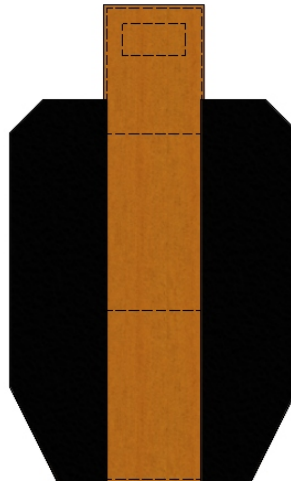




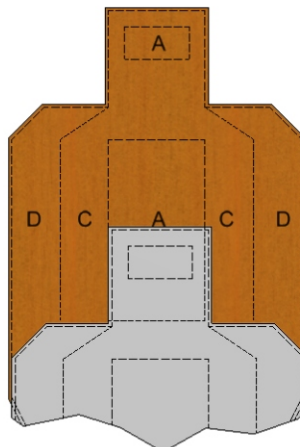
# CM 18-05 No Need To Believe In Either Side



Targets T3, T4, T5 & T6



Targets T1 & T2, hardcover set to edge of A-Zone



NO-SHOOT DETAIL



# Stage 2

# Paper & Poppers

**SCORING:** This is a 23 round, 115 point, Comstock course of fire.

**TARGETS:** 9 USPSA targets and 5 USPSA Mini Poppers.

**SCORED HITS:** Best 2 per USPSA, steel down = 1A

**START-STOP:** Audible - Last shot

**PENALTIES:** Per the current edition of the USPSA Rule Book.

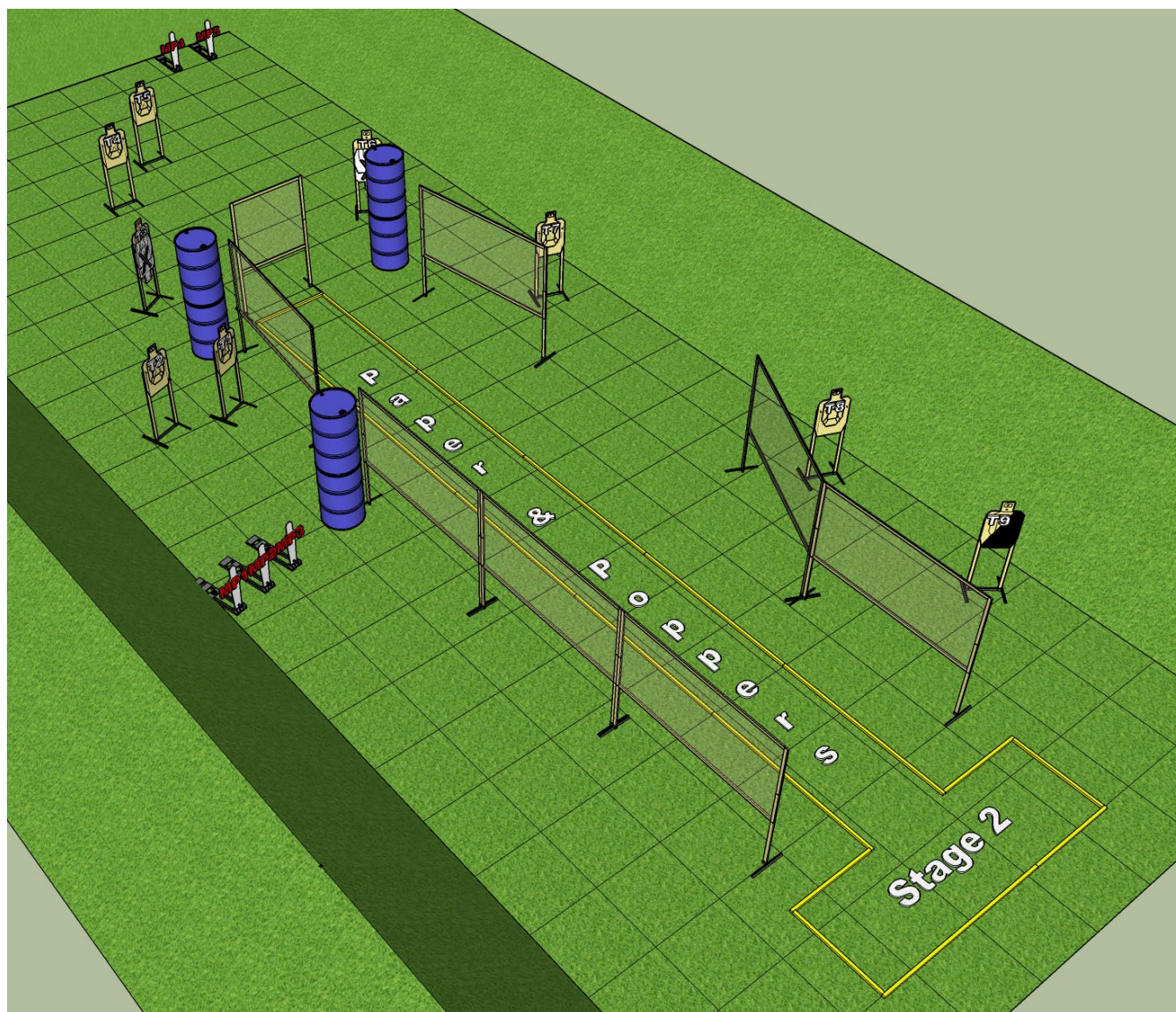
**STARTING POSITION:** Facing downrange, with strong hand touching any wall. Handgun is loaded and holstered.

PCC is loaded with safety on, held in both hands, stock touching belt, muzzle pointed downrange and touching any wall.

**STAGE PROCEDURE:** Upon start signal, engage targets from within the shooting area.

Are there any questions?

You have 5 minutes to walk the stage...good luck!





# Stage 3

# Star Eclipse

**SCORING:** This is a 21 round, 105 point, Comstock course of fire.

**TARGETS:** 8 USPSA targets and 5 Plates.

**SCORED HITS:** Best 2 per USPSA, steel down = 1A

**START-STOP:** Audible - Last shot

**PENALTIES:** Per the current edition of the USPSA Rule Book.

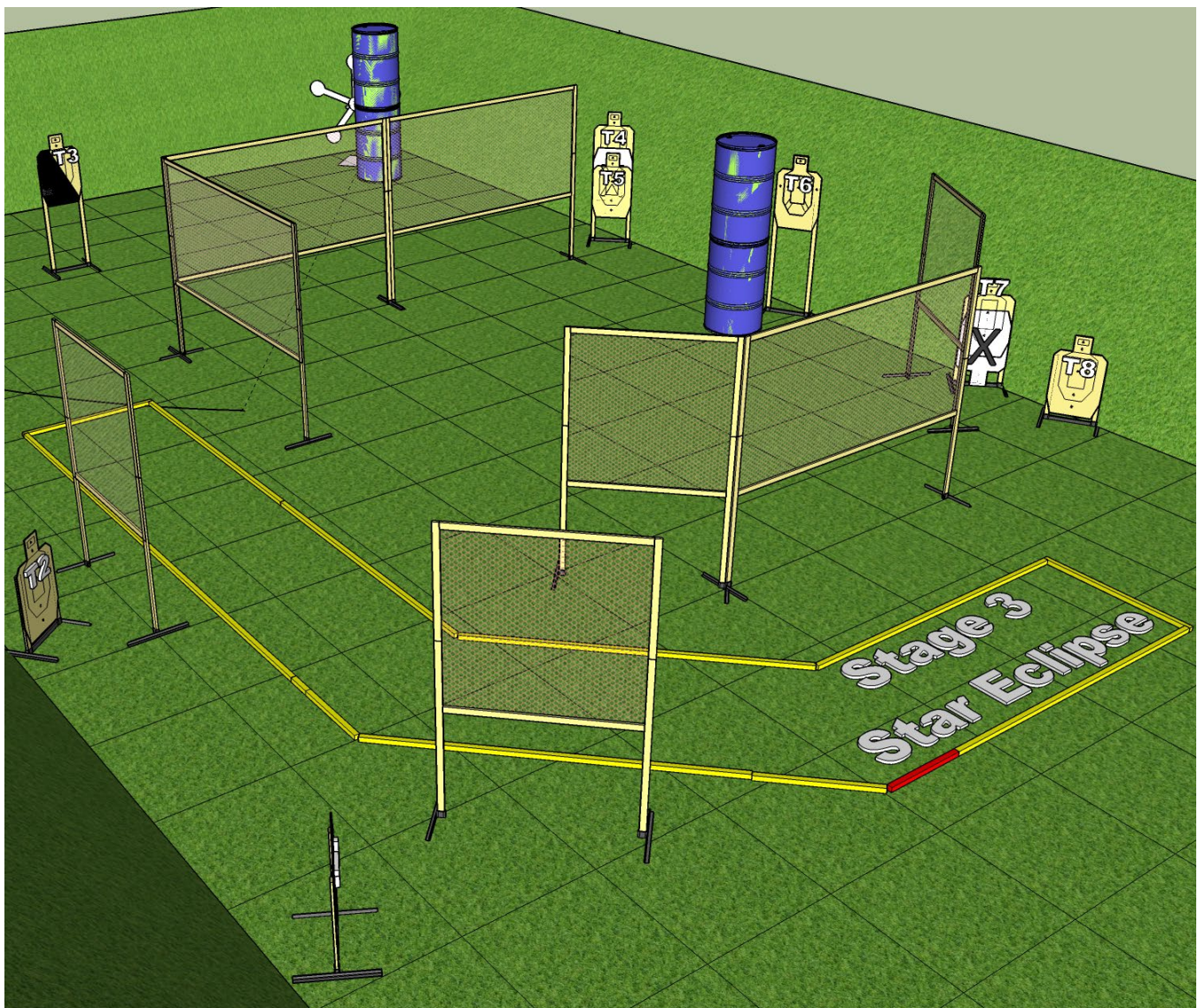
**STARTING POSITION:** Facing downrange, with both feet touching Start Stick and wrists below belt. Handgun is loaded and holstered.

PCC is facing downrange with toes of both feet touching Start Stick. PCC is loaded with safety on, held in both hands, stock touching belt and muzzle pointed downrange.

**STAGE PROCEDURE:** Upon start signal, engage targets from within the shooting area.

Are there any questions?

You have 5 minutes to walk the stage...good luck!





# Stage 4

# Which Way To Go

**SCORING:** This is a 20 round, 100 point, Comstock course of fire.

**TARGETS:** 8 USPSA targets and 4 USPSA Poppers.

**SCORED HITS:** Best 2 per USPSA, steel down = 1A

**START-STOP:** Audible - Last shot

**PENALTIES:** Per the current edition of the USPSA Rule Book.

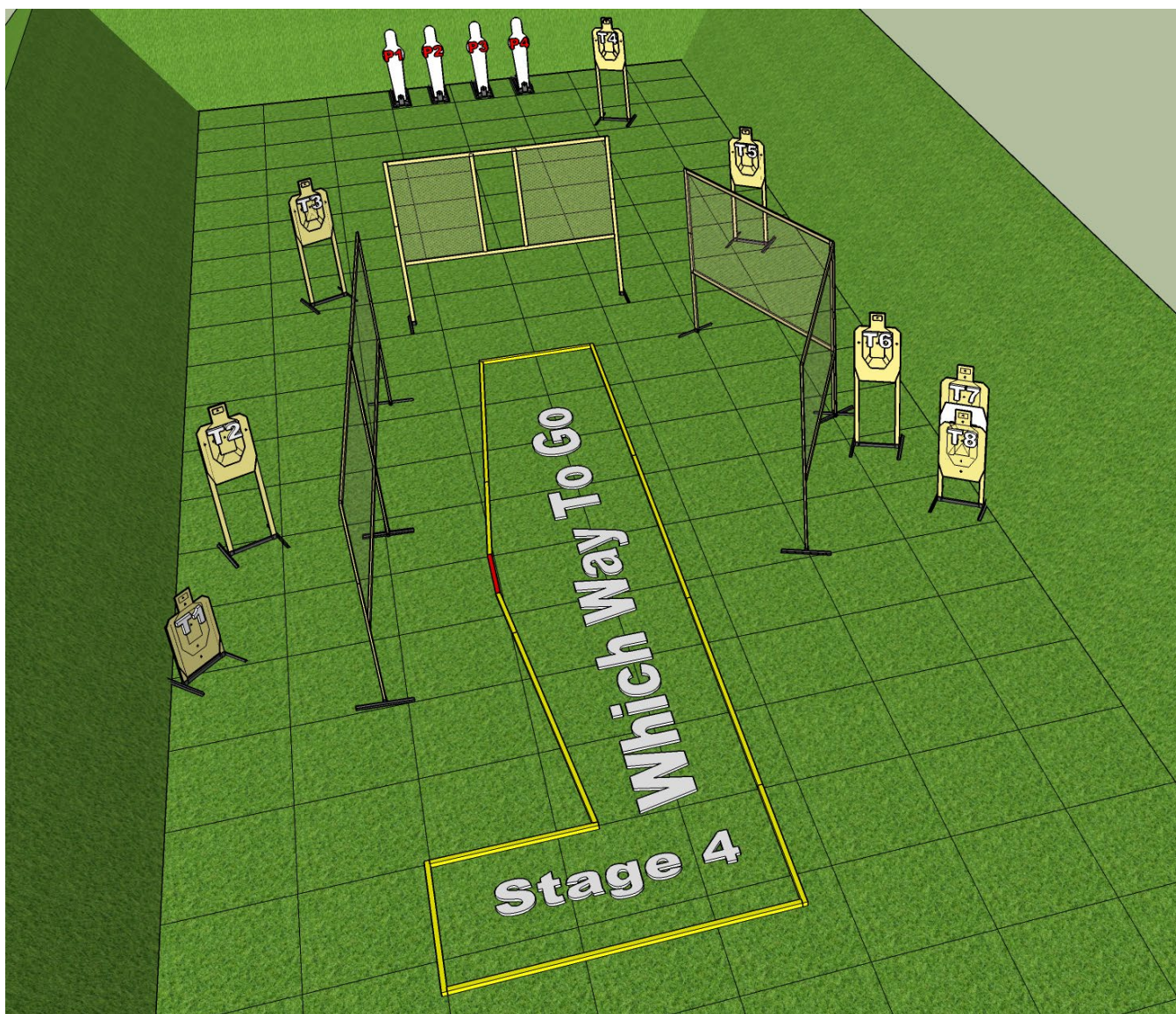
**STARTING POSITION:** Facing downrange, with both feet touching Start Stick and wrists below belt. Handgun is loaded and holstered.

PCC is facing downrange with both feet touching Start Stick. PCC is loaded with safety on, held in both hands, stock touching belt and muzzle pointed at port in forward wall.

**STAGE PROCEDURE:** Upon start signal, engage targets from within the shooting area.

Are there any questions?

You have 5 minutes to walk the stage...good luck!





# Stage 5

# October Quasi Blazer

**SCORING:** This is a 22 round, 110 point, Comstock course of fire.

**TARGETS:** 11 USPSA targets.

**SCORED HITS:** Best 2 per USPSA

**START-STOP:** Audible - Last shot

**PENALTIES:** Per the current edition of the USPSA Rule Book.

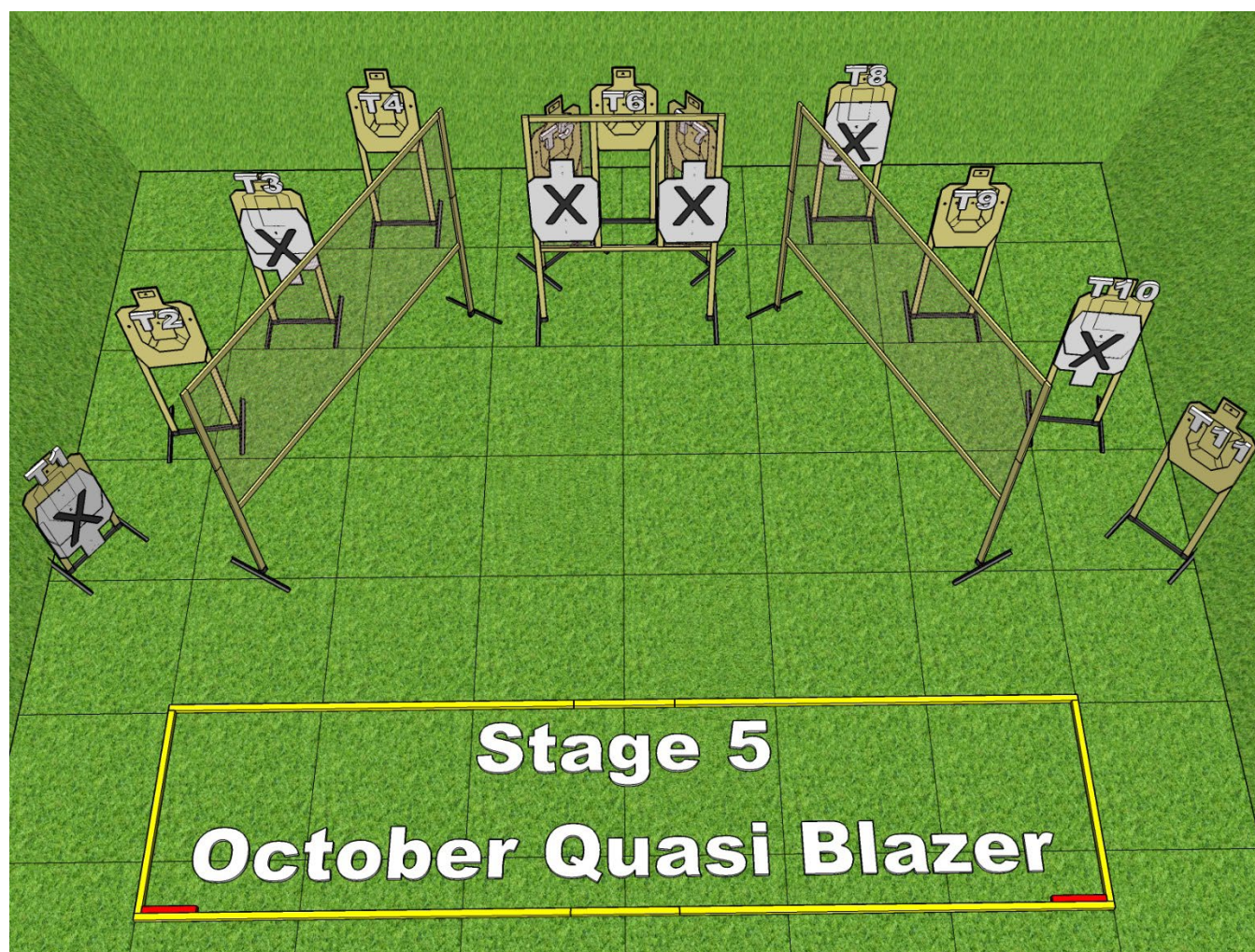
**STARTING POSITION:** Facing downrange, with both feet touching either Start Stick and wrists below belt. Handgun is loaded and holstered.

PCC is facing downrange with both feet touching either Start Stick. PCC is loaded with safety on, held in both hands, stock touching belt and muzzle pointed downrange.

**STAGE PROCEDURE:** Upon start signal, engage targets from within the shooting area.

Are there any questions?

You have 5 minutes to walk the stage...good luck!





# Stage 6

# Barrels Of Fun

**SCORING:** This is a 32 round, 160 point, Comstock course of fire.

**TARGETS:** 16 USPSA targets.

**SCORED HITS:** Best 2 per USPSA

**START-STOP:** Audible - Last shot

**PENALTIES:** Per the current edition of the USPSA Rule Book.

**STARTING POSITION:** Standing anywhere, gun is unloaded and placed on the table with trigger guard centered over the mark. All ammo must be placed on the table or any of the barrels in/by the shooting area.

**STAGE PROCEDURE:** Upon start signal, engage targets from within the shooting area.

Are there any questions?

You have 5 minutes to walk the stage...good luck!

