



# CM 13-06

# Too Close For Comfort

**RULES:** USPSA Handgun Competition Rules, Current Edition **COURSE DESIGNER:** 2005 Design Team

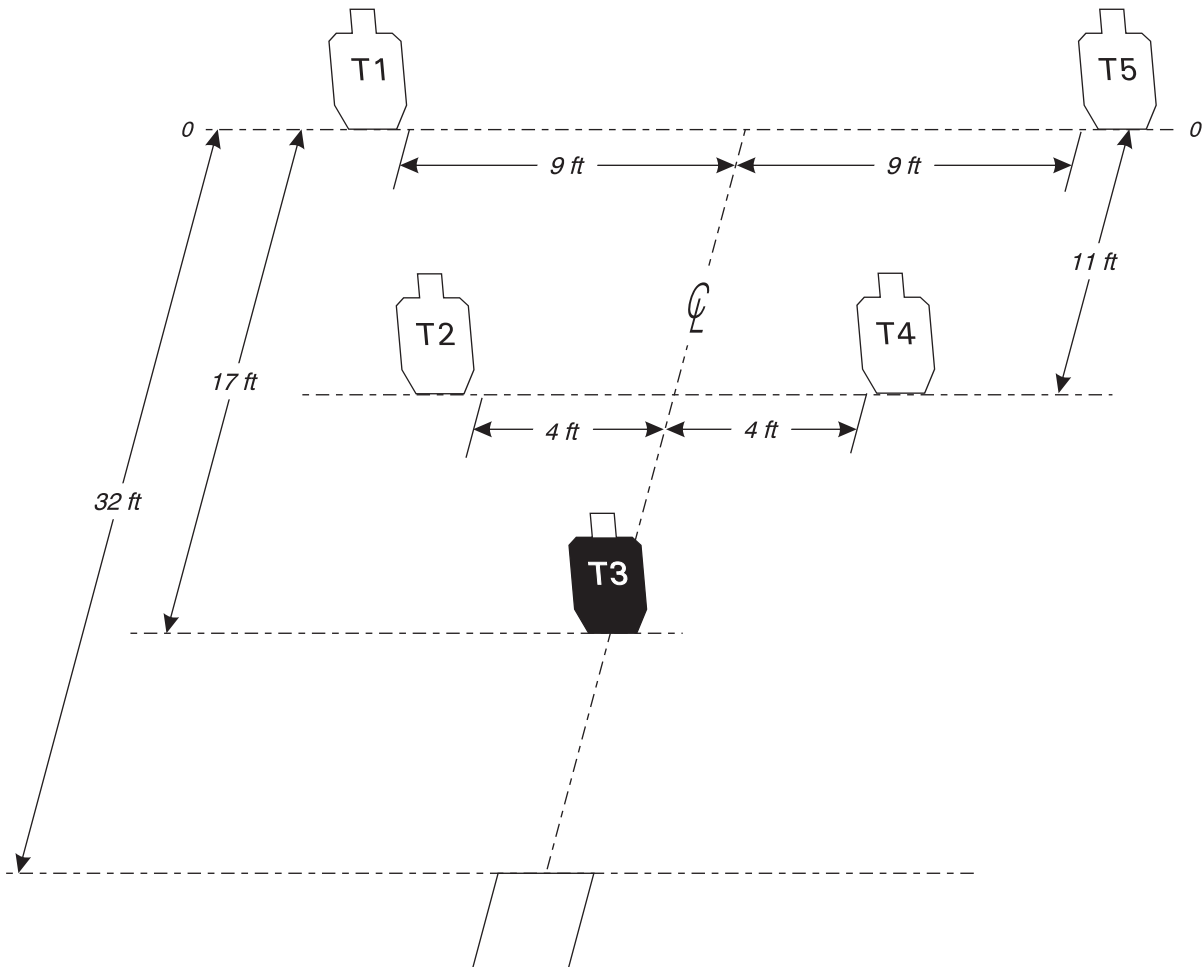
**START POSITION:** Standing facing downrange with hands relaxed at sides. Gun will be loaded and holstered.

### STAGE PROCEDURE

Upon start signal, draw and engage T1 - T5 with only one round each from within shooting box, make a mandatory reload and reengage T1 - T5 with only one round each from within the shooting box.

### SCORING

**SCORING:** Virginia Count, 10 rounds, 50 points  
**TARGETS:** 5 Metric  
**SCORED HITS:** Best 2/paper  
**START - STOP:** Audible - Last Shot  
**PENALTIES:** Per current edition of USPSA Handgun Competition Rules



**SETUP NOTES:** Shooting box is a standard 3 ft by 3 ft box.



## 13-06      Too Close for Comfort

### Written Stage Briefing

Too Close for Comfort is a 10 round, 50 point Virginia Count classifier course. There are 5 Metric targets. The best 2 hits per target will score. The start signal is audible.

The start position is standing within the fault lines, facing down range with your hands relaxed at your sides. Your gun will be loaded and holstered. PCC start position is standing within the fault lines, facing downrange, stock on belt, muzzle downrange, loaded carbine held in both hands with safety on.

On the start signal, engage T1-T5 with only one round, make a mandatory reload and engage T1-T5 with only one round from within the fault lines.



# Stage 2

# Step Back

**SCORING:** This is a 24 round, 120 point, Comstock course of fire.

**TARGETS:** 12 IPSC targets

**SCORED HITS:** Best 2 per IPSC

**START-STOP:** Audible - Last shot

**PENALTIES:** Per the current edition of the USPSA Rule Book.

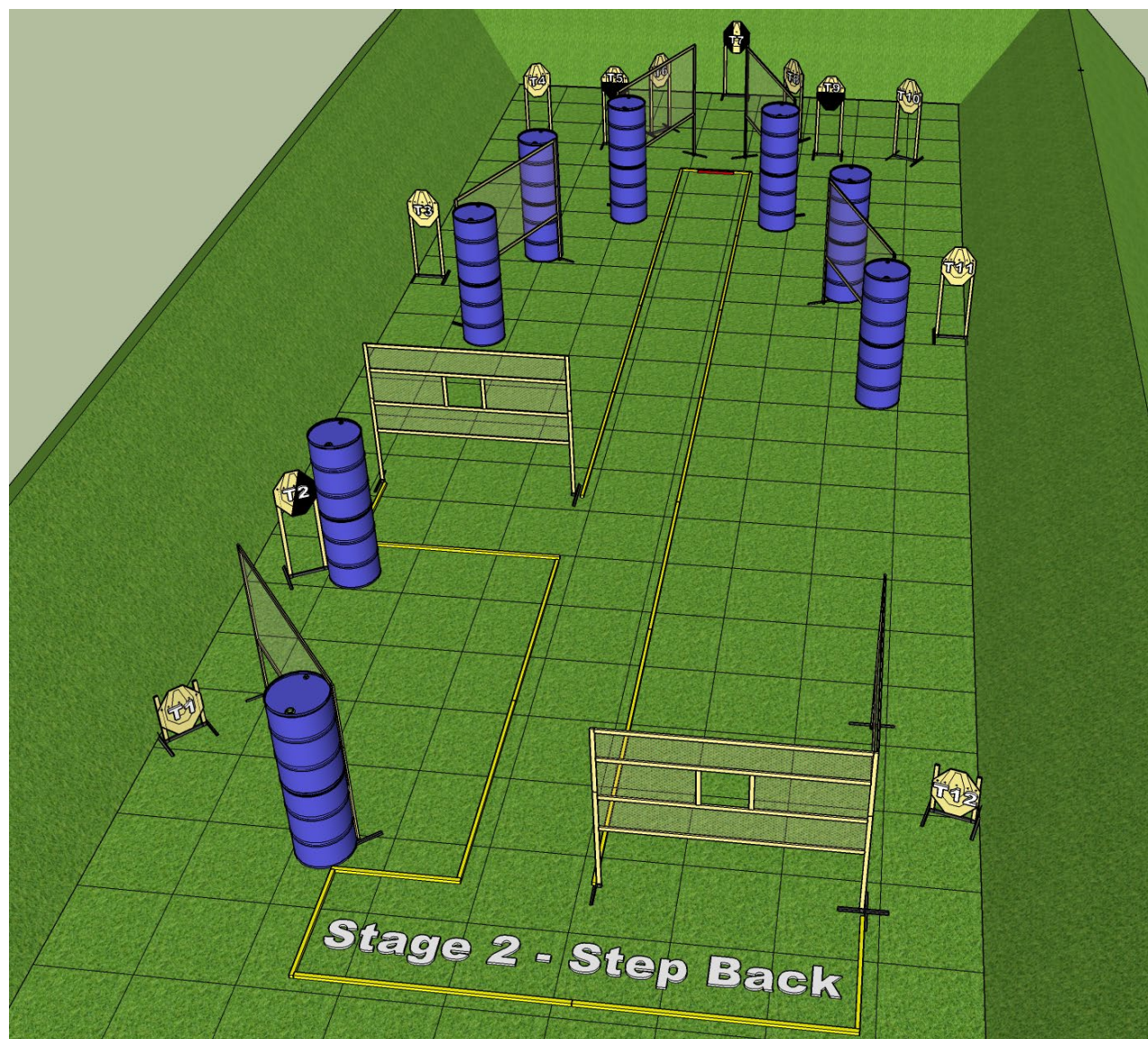
**STARTING POSITION:** Facing downrange, with toes of both feet touching Start Stick and wrists below belt. Handgun is loaded and holstered.

PCC is facing downrange with toes of both feet touching Start Stick. PCC is loaded with safety on, held in both hands, stock touching belt and muzzle pointed downrange.

**STAGE PROCEDURE:** Upon start signal, engage targets from within the shooting area.

Are there any questions?

You have 5 minutes to walk the stage...good luck!





# Stage 3

# Sugar Foot NO Stomp

**SCORING:** This is a 21 round, 105 point, Comstock course of fire.

**TARGETS:** 10 USPSA targets and 1 USPSA Popper

**SCORED HITS:** Best 2 per USPSA, Steel Down 1A

**START-STOP:** Audible - Last shot

**PENALTIES:** Per the current edition of the USPSA Rule Book.

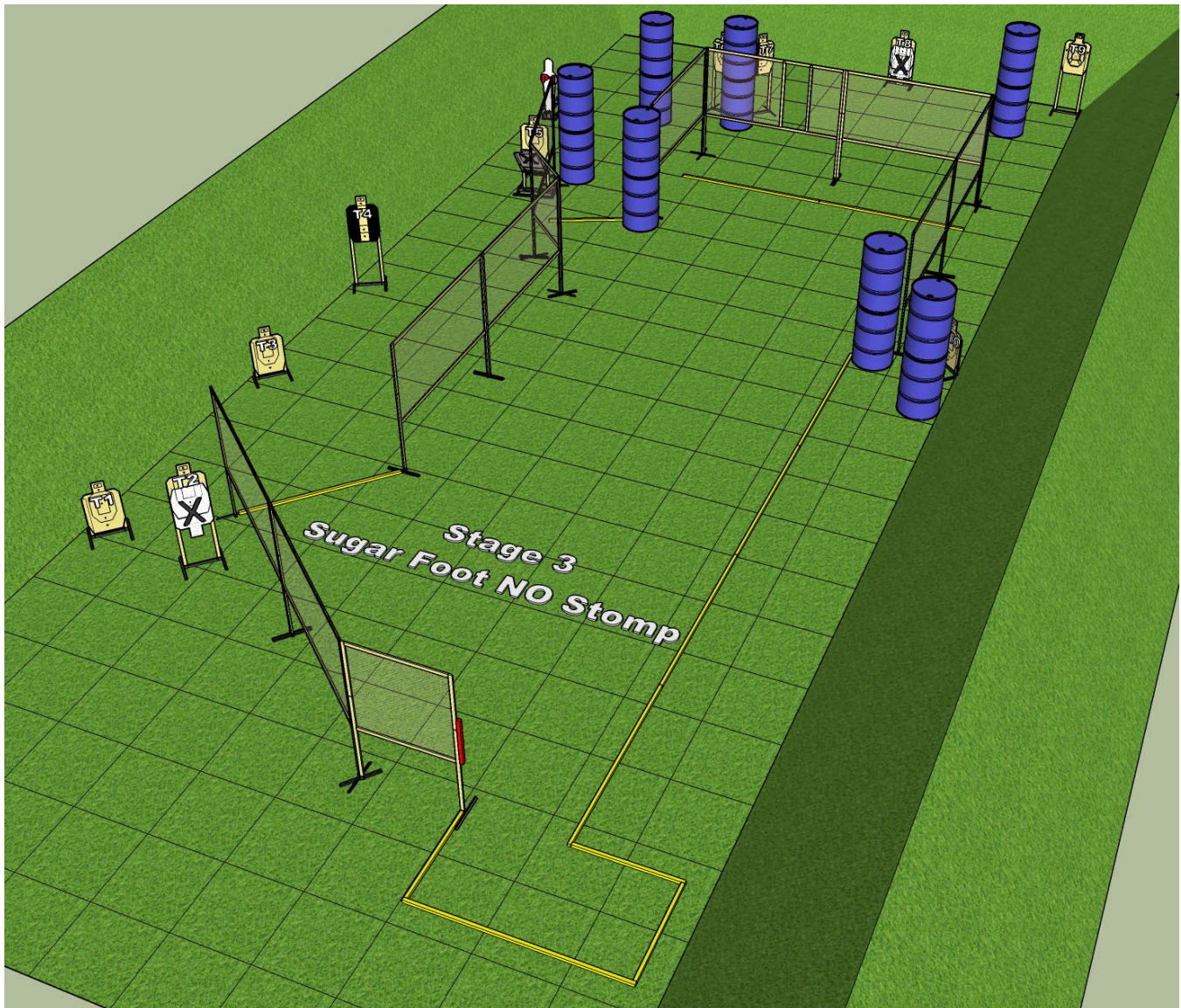
**STARTING POSITION:** Facing downrange, with both hands touching Start Stick. Handgun is loaded and holstered.

PCC is facing downrange. PCC is loaded with safety on, held in both hands, stock touching belt and muzzle touching Start Stick.

**STAGE PROCEDURE:** Upon start signal, engage targets from within the shooting area. P1 activates T5 which is visible at rest. Max Trap T5 must be activated prior to engaging.

Are there any questions?

You have 5 minutes to walk the stage...good luck!





# Stage 4

# T-Bone

**SCORING:** This is a 14 round, 70 point, Comstock course of fire.

**TARGETS:** 7 USPSA targets

**SCORED HITS:** Best 2 per USPSA

**START-STOP:** Audible - Last shot

**PENALTIES:** Per the current edition of the USPSA Rule Book.

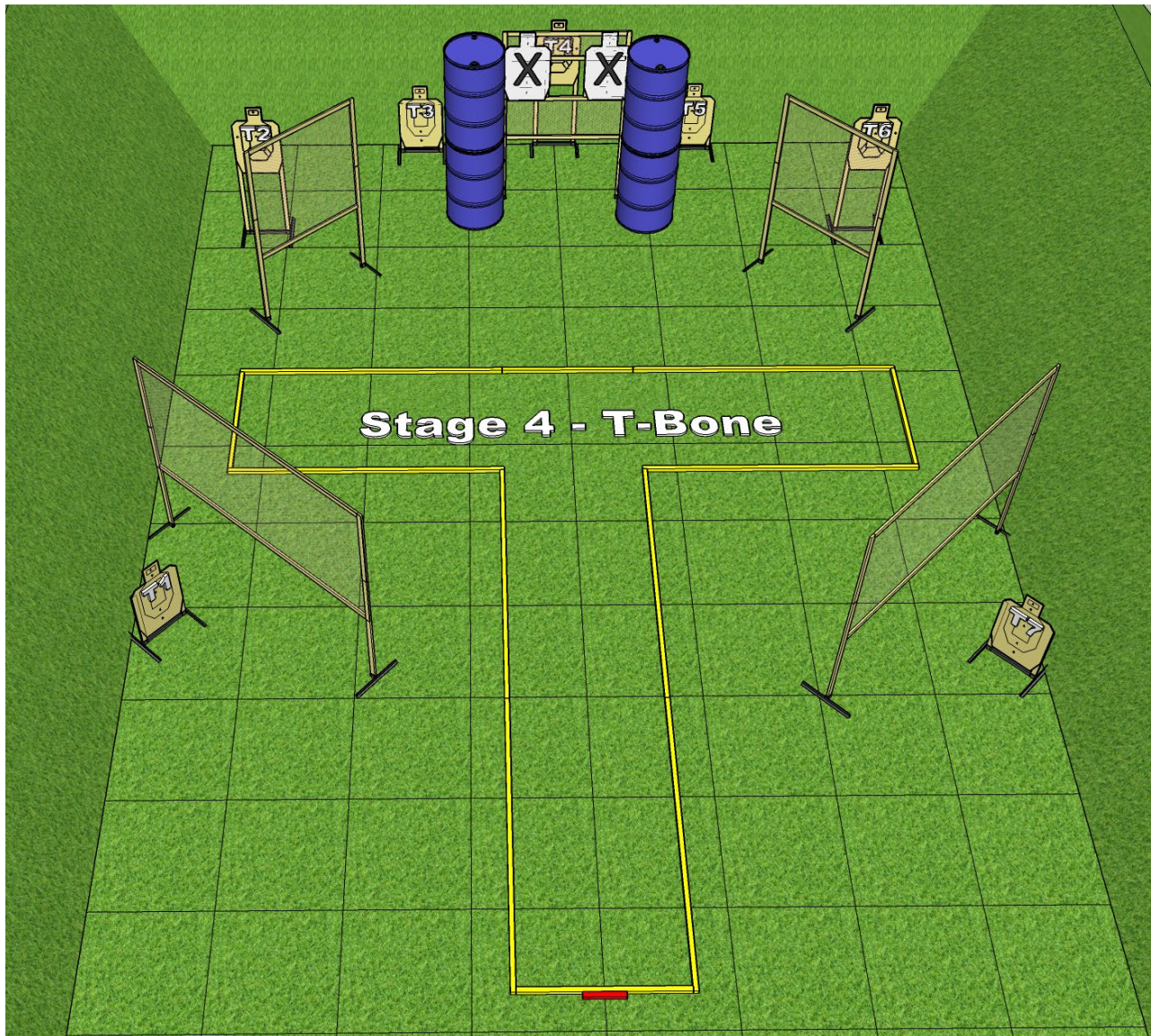
**STARTING POSITION:** Facing downrange completely outside of shooting area, with toes of both feet touching Start Stick and wrists below belt. Handgun is loaded and holstered.

PCC is facing downrange completely outside of shooting area, with toes of both feet touching Start Stick. PCC is loaded with safety on, held in both hands, stock touching belt and muzzle pointed downrange.

**STAGE PROCEDURE:** Upon start signal, engage targets from within the shooting area.

Are there any questions?

You have 5 minutes to walk the stage...good luck!





# Stage 5

# Bring It

**SCORING:** This is a 20 round, 100 point, Comstock course of fire.

**TARGETS:** 10 USPSA targets

**SCORED HITS:** Best 2 per USPSA

**START-STOP:** Audible - Last shot

**PENALTIES:** Per the current edition of the USPSA Rule Book.

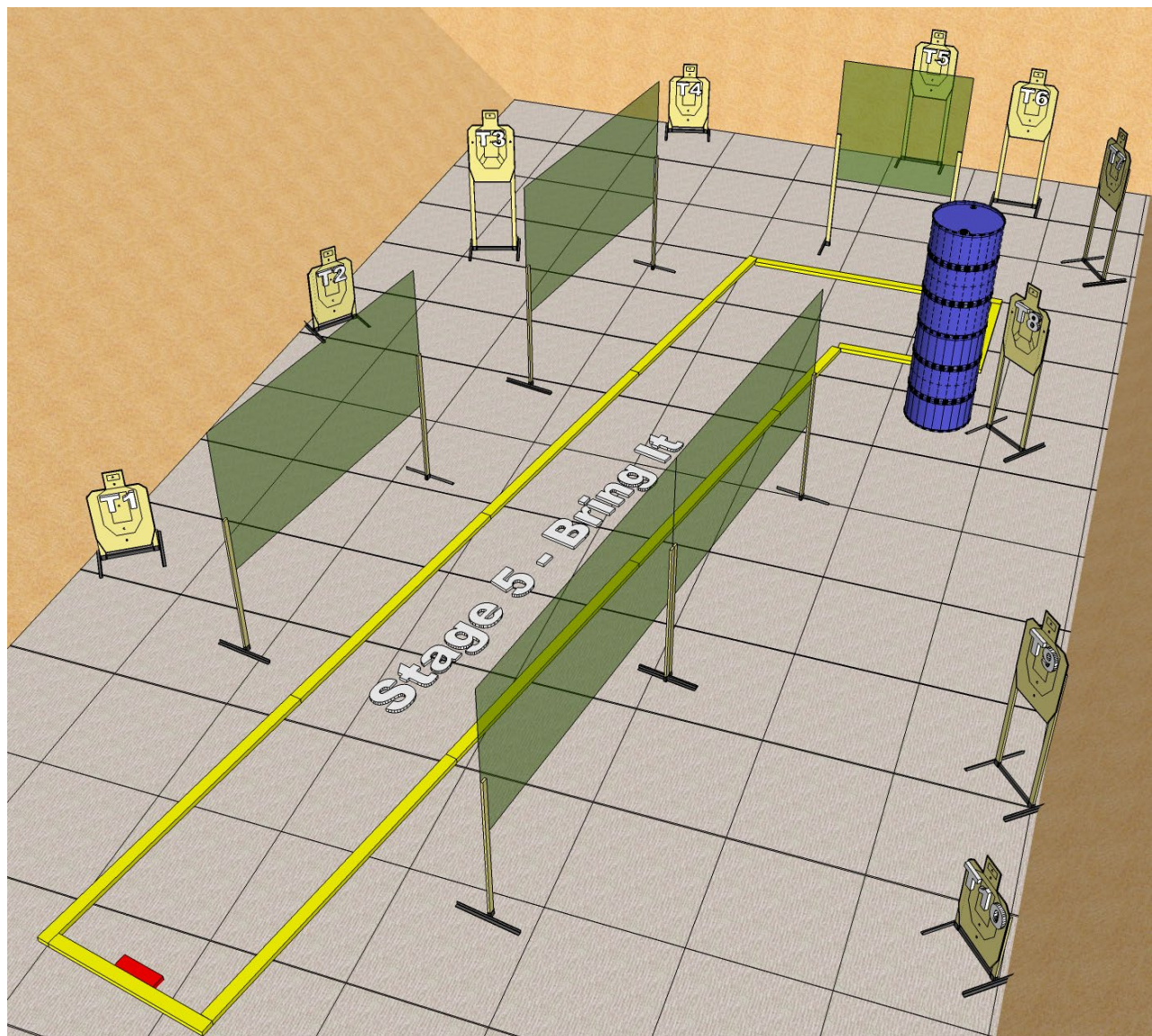
**STARTING POSITION:** Facing downrange, with heels of both feet touching Start Stick and wrists below belt. Handgun is loaded and holstered.

PCC is facing downrange with heels of both feet touching Start Stick. PCC is loaded with safety on, held in both hands, stock touching belt and muzzle pointed downrange.

**STAGE PROCEDURE:** Upon start signal, engage targets from within the shooting area.

Are there any questions?

You have 5 minutes to walk the stage...good luck!





# Stage 6

# Beat It

**SCORING:** This is a 28 round, 140 point, Comstock course of fire.

**TARGETS:** 13 USPSA targets & 2 USPSA Poppers

**SCORED HITS:** Best 2 per USPSA, steel down = 1A

**START-STOP:** Audible - Last shot

**PENALTIES:** Per the current edition of the USPSA Rule Book.

**STARTING POSITION:** Facing downrange, with both feet touching Start Stick and wrists below belt. Handgun is loaded and holstered.

PCC is facing downrange with both feet touching Start Stick. PCC is loaded with safety on, held in both hands, stock touching belt and muzzle pointed downrange.

**STAGE PROCEDURE:** Upon start signal, engage targets from within the shooting area.

Are there any questions?

You have 5 minutes to walk the stage...good luck!

