



CM 03-18

High Standards

RULES: USPSA Handgun Competition Rules, current edition **COURSE DESIGNER:** Dave Miller — Modifications by US Design Team

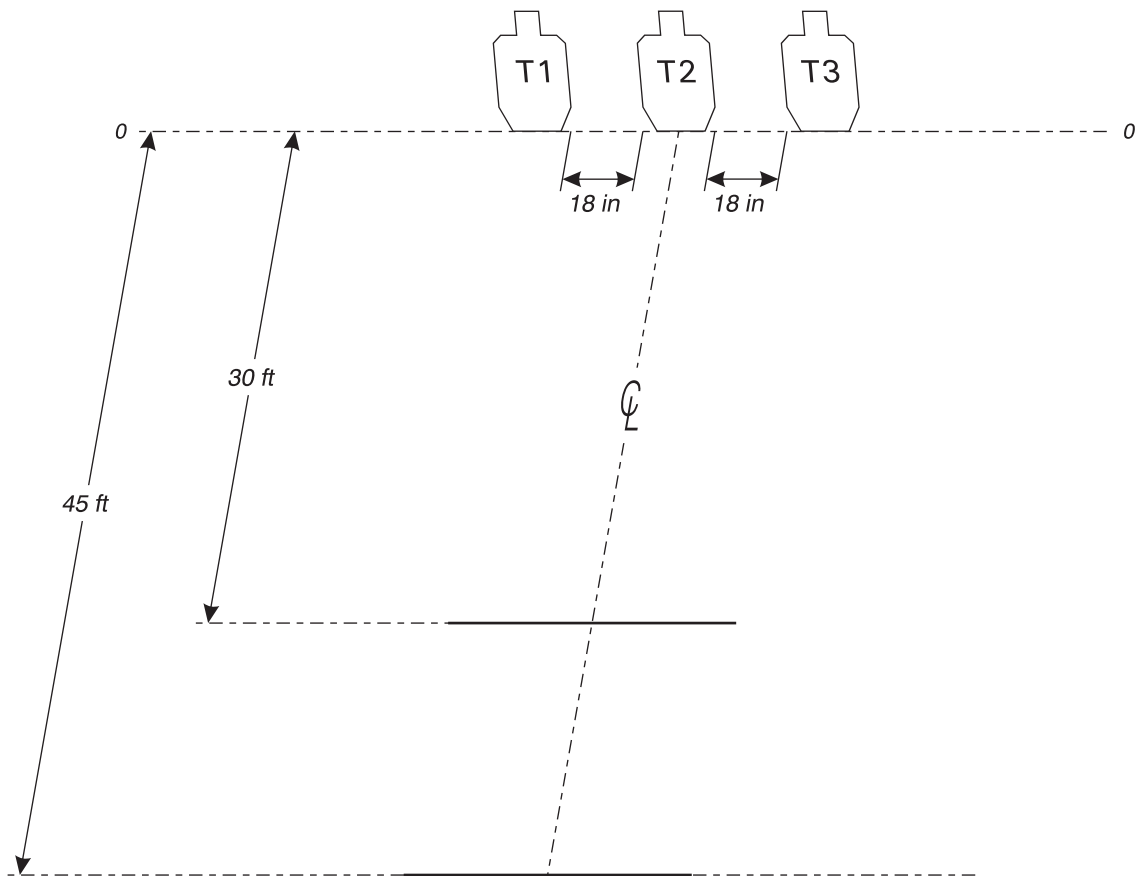
START POSITION: Standing naturally behind fault line, facing downrange, hands relaxed at sides. Handgun is loaded and holstered as per ready condition in rule 8.1.1 and 8.1.2.

STAGE PROCEDURE

- String 1. On signal, from behind 15-yard fault line, engage T1-T3 with only two rounds each freestyle, perform a mandatory reload and re-engage T1-T3 with only two rounds each, strong hand only.
 - String 2. On signal, from behind 10-yard fault line, engage T1-T3 with only two rounds each freestyle, perform a mandatory reload and re-engage T1-T3 with only two rounds each, weak hand only.
- Stacking of shots is not allowed.

SCORING

- SCORING:** Virginia Count, 24 rounds, 120 points
- TARGETS:** 3 Metric
- SCORED HITS:** Best 8/paper
- START - STOP:** Audible - Last shot
- PENALTIES:** Per current edition USPSA Handgun Competition Rules



SETUP NOTES: Targets are set to 5 feet high at shoulder.



CM 03-18 High Standards

Written Stage Briefing

High Standards is a 24 round, 120 point Virginia Count classifier course. There are 3 metric targets. The best 8 hits per target will score. The start signal is audible.

The start position is standing behind the appropriate fault line, facing downrange with hands relaxed at sides. Handgun is loaded and holstered.

PCC start position is standing behind the appropriate fault line, stock on belt, muzzle downrange, loaded carbine held in both hands with safety on.

String 1: On the start signal, from behind the 15-yard line, engage each target with only two rounds each, freestyle, make a mandatory reload, and re-engage each target with only two rounds each, *strong* hand only. PCC—strong shoulder only.

String 2: On the start signal, from behind the 10-yard line, engage each target with only two rounds each, freestyle, make a mandatory reload, and re-engage each target with only two rounds each, *weak* hand only. PCC—weak shoulder only.



Stage 2

Is This Some Kind of Bust

SCORING: This is a 12 round, 60 point, Comstock course of fire.

TARGETS: 4 IPSC targets, 2 USPSA Poppers and 2 USPSA Mini Poppers.

SCORED HITS: Best 2 per IPSC, steel down = 1A

START-STOP: Audible - Last shot

PENALTIES: Per the current edition of the USPSA Rule Book.

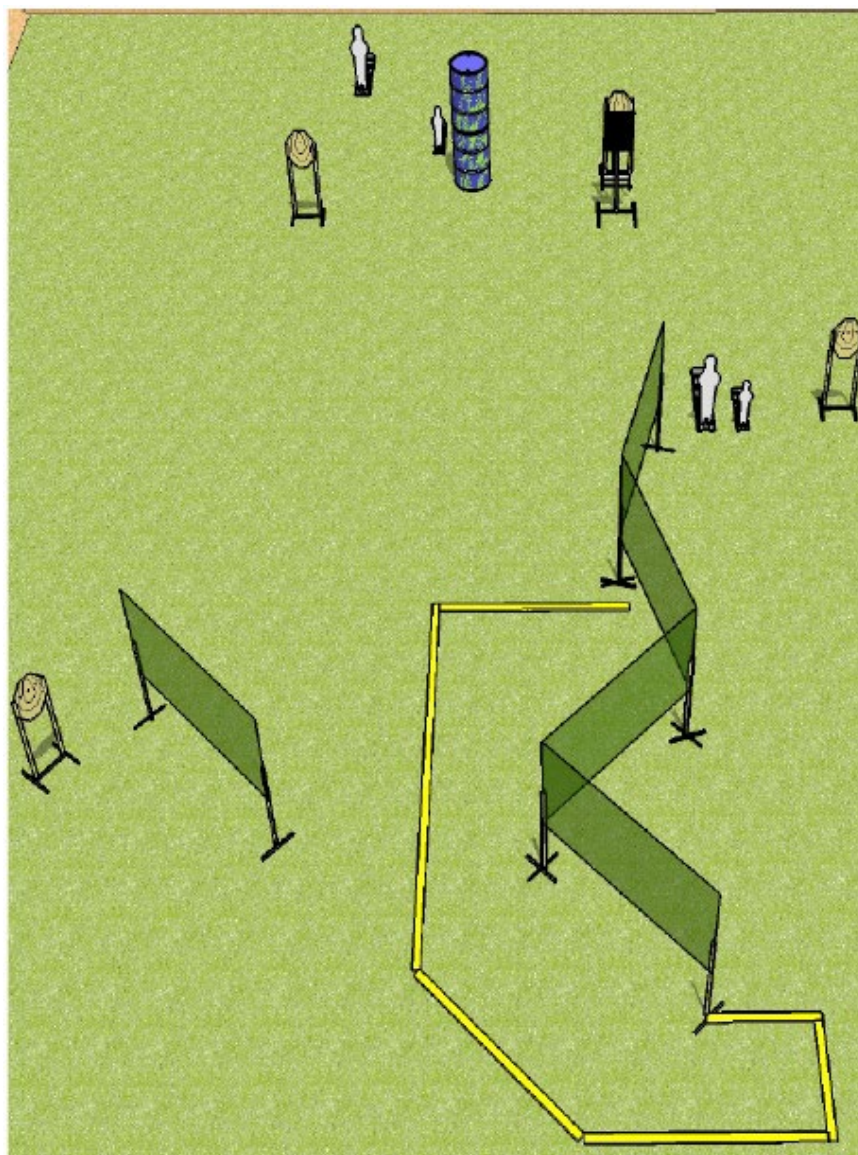
STARTING POSITION: Standing anywhere in the shooting area with wrists below belt.
Handgun is loaded and holstered.

PCC is standing anywhere in the shooting area. PCC is loaded with safety on, held in both hands, stock touching belt and muzzle pointed downrange.

STAGE PROCEDURE: Upon start signal, engage targets from within the shooting area. P2 activates Bobber target that remains visible at rest.

Are there any questions?

You have 5 minutes to walk the stage...good luck!



Stage 3

Well It's Very Impressive

SCORING: This is a 12 round, 60 point, Comstock course of fire.

TARGETS: 6 USPSA targets.

SCORED HITS: Best 2 per USPSA.

START-STOP: Audible - Last shot

PENALTIES: Per the current edition of the USPSA Rule Book.


STARTING POSITION: Standing anywhere in the shooting area with wrists below belt. Handgun is loaded and holstered.

PCC is standing anywhere in the shooting area. PCC is loaded with safety on, held in both hands, stock touching belt and muzzle pointed downrange.

STAGE PROCEDURE: Upon start signal, engage targets from within the shooting area.

Are there any questions?

You have 5 minutes to walk the stage...good luck!



Stage 4

A Tragic Blimp Accident

SCORING: This is a 14 round, 70 point, Comstock course of fire.

TARGETS: 7 IPSC targets.

SCORED HITS: Best 2 per IPSC target.

START-STOP: Audible - Last shot

PENALTIES: Per the current edition of the USPSA Rule Book.

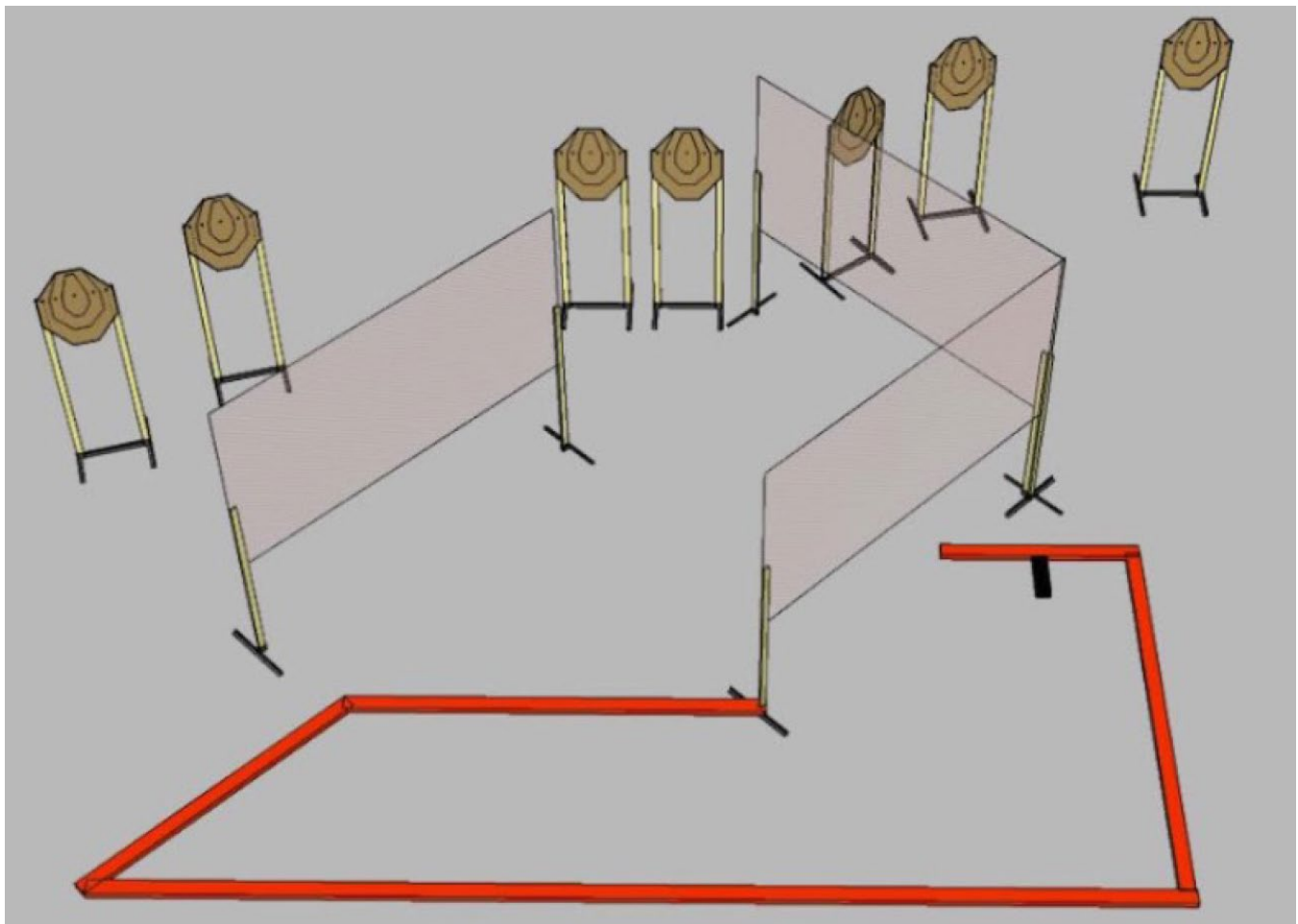
STARTING POSITION: Facing downrange, with feet straddling Start Stick and wrists below belt. Handgun is loaded and holstered.

PCC is facing downrange, with feet straddling Start Stick. PCC is loaded with safety on, held in both hands, stock touching belt and muzzle pointed downrange.

STAGE PROCEDURE: Upon start signal, engage targets from within the shooting area.

Are there any questions?

You have 5 minutes to walk the stage...good luck!



Stage 5

I Just Think of Baseball

SCORING: This is a 16 round, 80 point, Comstock course of fire.

TARGETS: 8 USPSA targets.

SCORED HITS: Best 2 per USPSA

START-STOP: Audible - Last shot

PENALTIES: Per the current edition of the USPSA Rule Book.

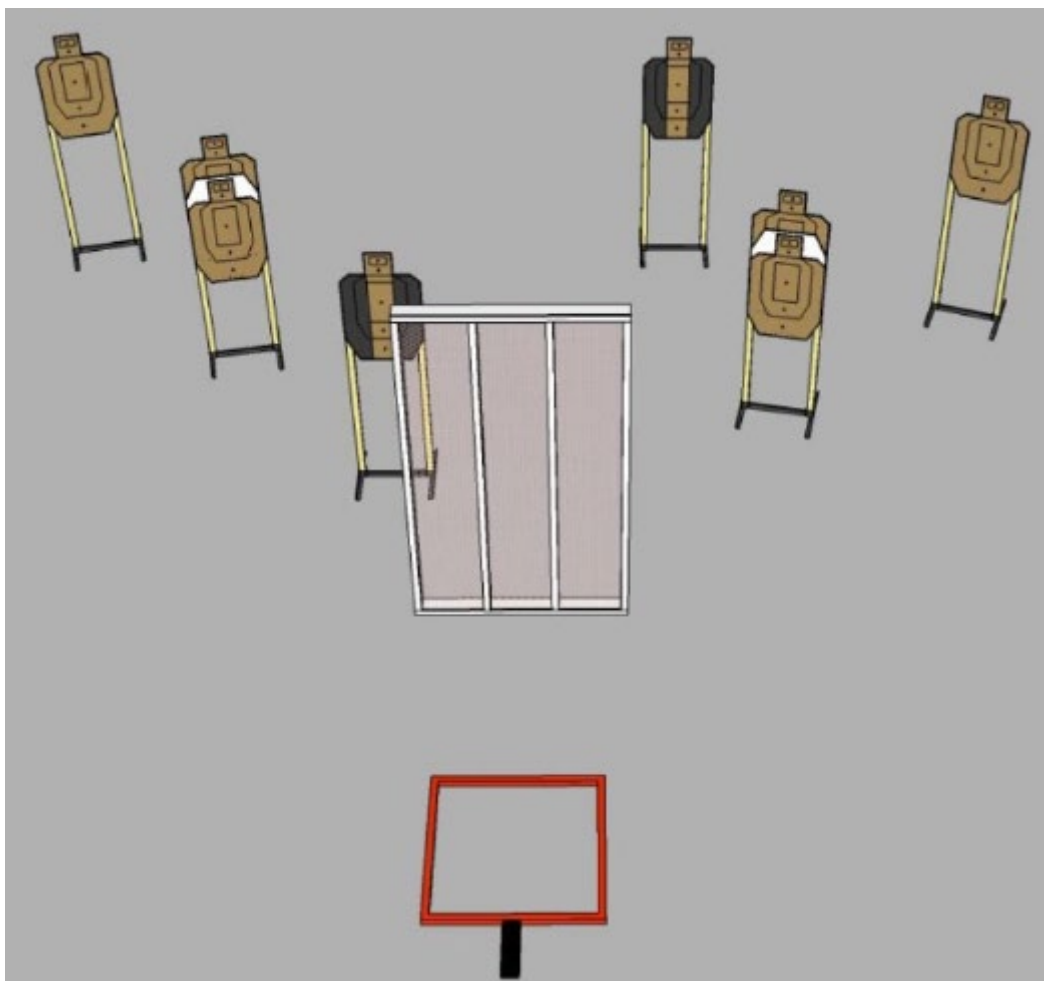
STARTING POSITION: Standing completely outside the shooting area, straddling the Start Stick with heels touching the rear fault line. Handgun is loaded and holstered with wrists above shoulders.

PCC is standing completely outside the shooting area straddling the Start Stick with toes of both feet touching the rear fault line. PCC is loaded with safety on, held in both hands with wrists above shoulders and muzzle pointed safely downrange.

STAGE PROCEDURE: Upon start signal, engage targets from within the shooting area.

Are there any questions?

You have 5 minutes to walk the stage...good luck!



Stage 6

Goodyear? No the Worst

SCORING: This is a 13 round, 65 point, Comstock course of fire.

TARGETS: 6 USPSA targets and 1 USPSA Popper.

SCORED HITS: Best 2 per USPSA, steel down = 1A

START-STOP: Audible - Last shot

PENALTIES: Per the current edition of the USPSA Rule Book.

STARTING POSITION: Standing anywhere in the shooting area with wrists below belt. Handgun is loaded and holstered.

PCC is standing anywhere in the shooting area. PCC is loaded with safety on, held in both hands, stock touching belt and muzzle pointed downrange.

STAGE PROCEDURE: Upon start signal, engage targets from within the shooting area. P1 activates swinging target that remains visible at rest.

Are there any questions?

You have 5 minutes to walk the stage...good luck!

