



CM 99-10

Times Two

RULES: USPSA Handgun Competition Rules, current edition **COURSE DESIGNER:** US Design Team

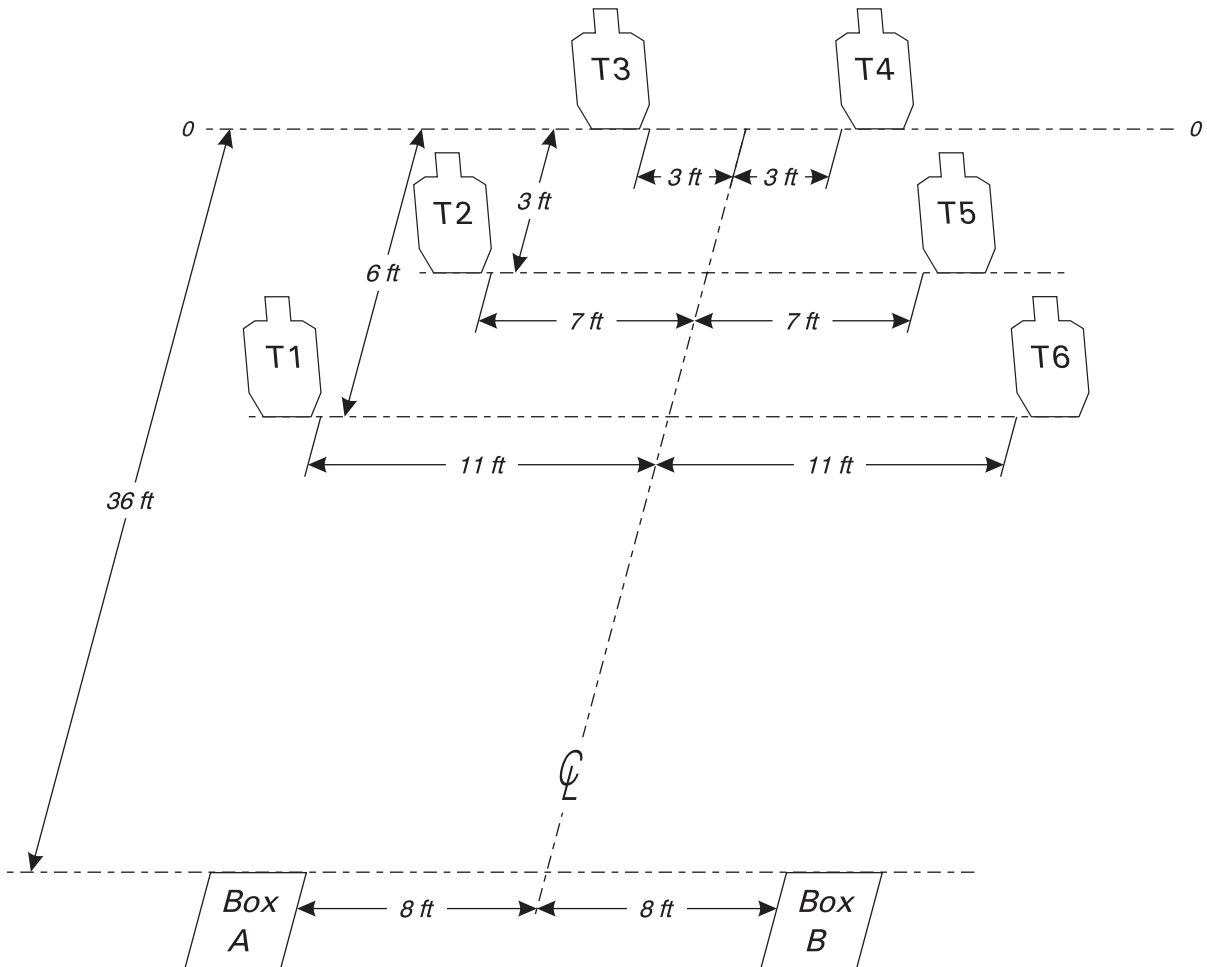
START POSITION: Standing in either Box A or Box B, both arms hanging relaxed at sides. Handgun is loaded and holstered as per ready condition in rule 8.1.1 and 8.1.2.

STAGE PROCEDURE

From Box A engage only T1-T3 with two rounds each.
From Box B engage only T4-T6 with two rounds each. Start in either Box A or Box B. Upon start signal, from the starting box engage the appropriate targets. Move to the remaining box and engage the appropriate targets.

SCORING

SCORING: Comstock, 12 rounds, 60 points
TARGETS: 6 Metric
SCORED HITS: Best 2/paper
START - STOP: Audible - Last shot
PENALTIES: Per current edition USPSA Handgun Competition Rules



SETUP NOTES: Set paper targets to 5 feet high at shoulders. Shooting boxes are 3 feet by 3 feet.



CM 99-10 Times Two

Written Stage Briefing

Times Two is a 12 round, 60 point, Comstock classifier course. There are 6 metric targets. The best two hits per target will score. The start signal is audible.

The start position is standing in either box A or box B, facing downrange, hands relaxed at sides. Handgun is loaded and holstered.

PCC start position is standing in Box A, facing downrange, stock on belt, muzzle downrange, loaded carbine held in both hands with safety on.

Upon the start signal, from within the fault lines of the starting box engage the appropriate targets with at least 2 rounds each. Move to the remaining box and from within the fault lines engage the appropriate targets with at least 2 rounds each. Engage T1-T3 only from box A and T4-T6 only from box B.



Stage 2

Fly Away

SCORING: This is a 22 round, 110 point, Comstock course of fire.

TARGETS: 10 USPSA targets and 2 USPSA Poppers.

SCORED HITS: Best 2 per USPSA, steel down = 1A

START-STOP: Audible - Last shot

PENALTIES: Per the current edition of the USPSA Rule Book.

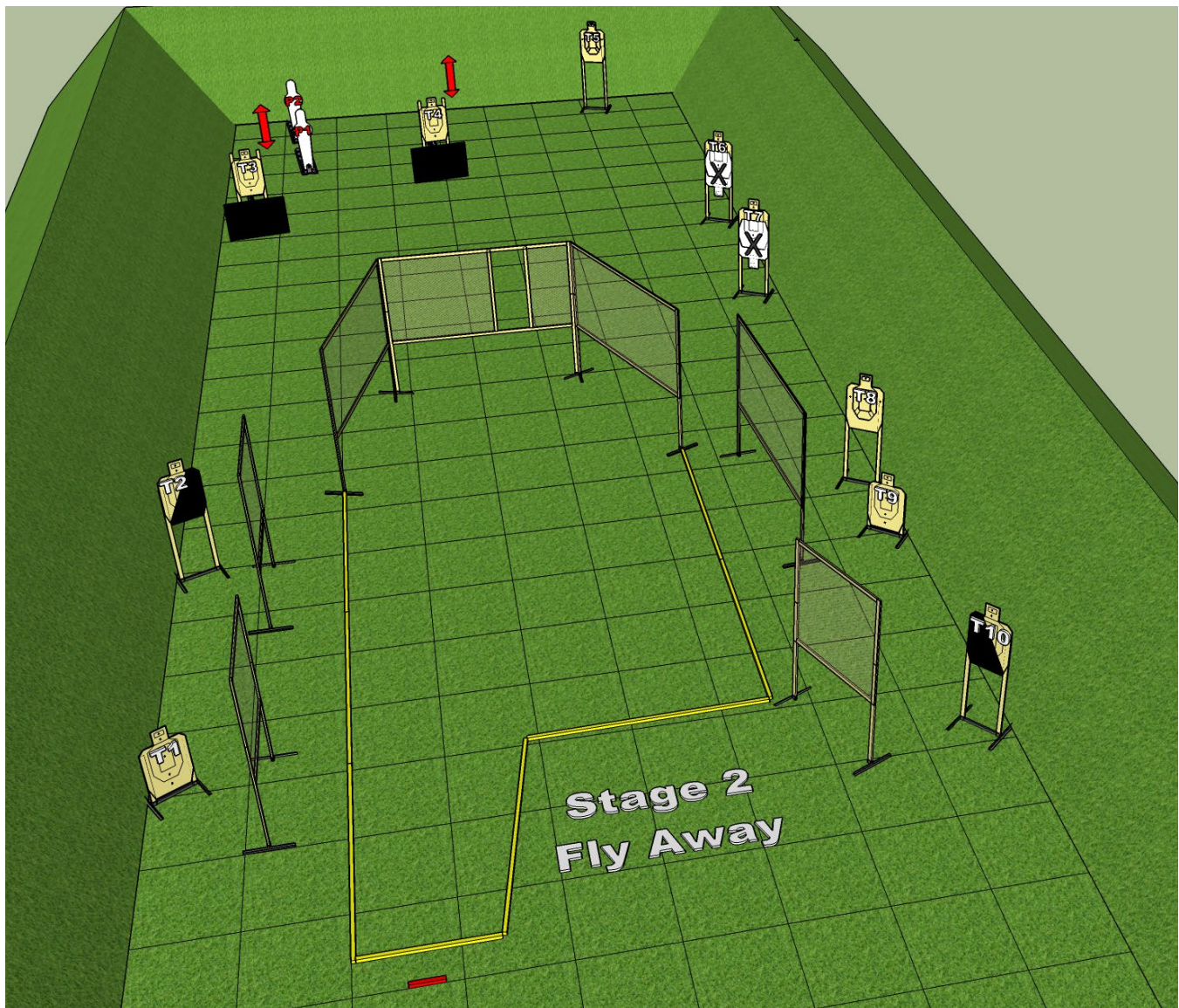
STARTING POSITION: Facing downrange, with toes of both feet touching Start Stick. Handgun is loaded and holstered.

PCC is facing downrange with toes of both feet touching Start Stick. PCC is loaded with safety on, held in both hands, stock touching belt and muzzle pointed downrange.

STAGE PROCEDURE: Upon start signal, engage targets from within the shooting area. P1 activates Bobber T3 and P2 activates Bobber T4.

Are there any questions?

You have 5 minutes to walk the stage...good luck!



Stage 3

Where Are We Running

SCORING: This is a 17 round, 85 point, Comstock course of fire.

TARGETS: 6 USPSA targets and 5 Plates.

SCORED HITS: Best 2 per USPSA, steel down = 1A

START-STOP: Audible - Last shot

PENALTIES: Per the current edition of the USPSA Rule Book.

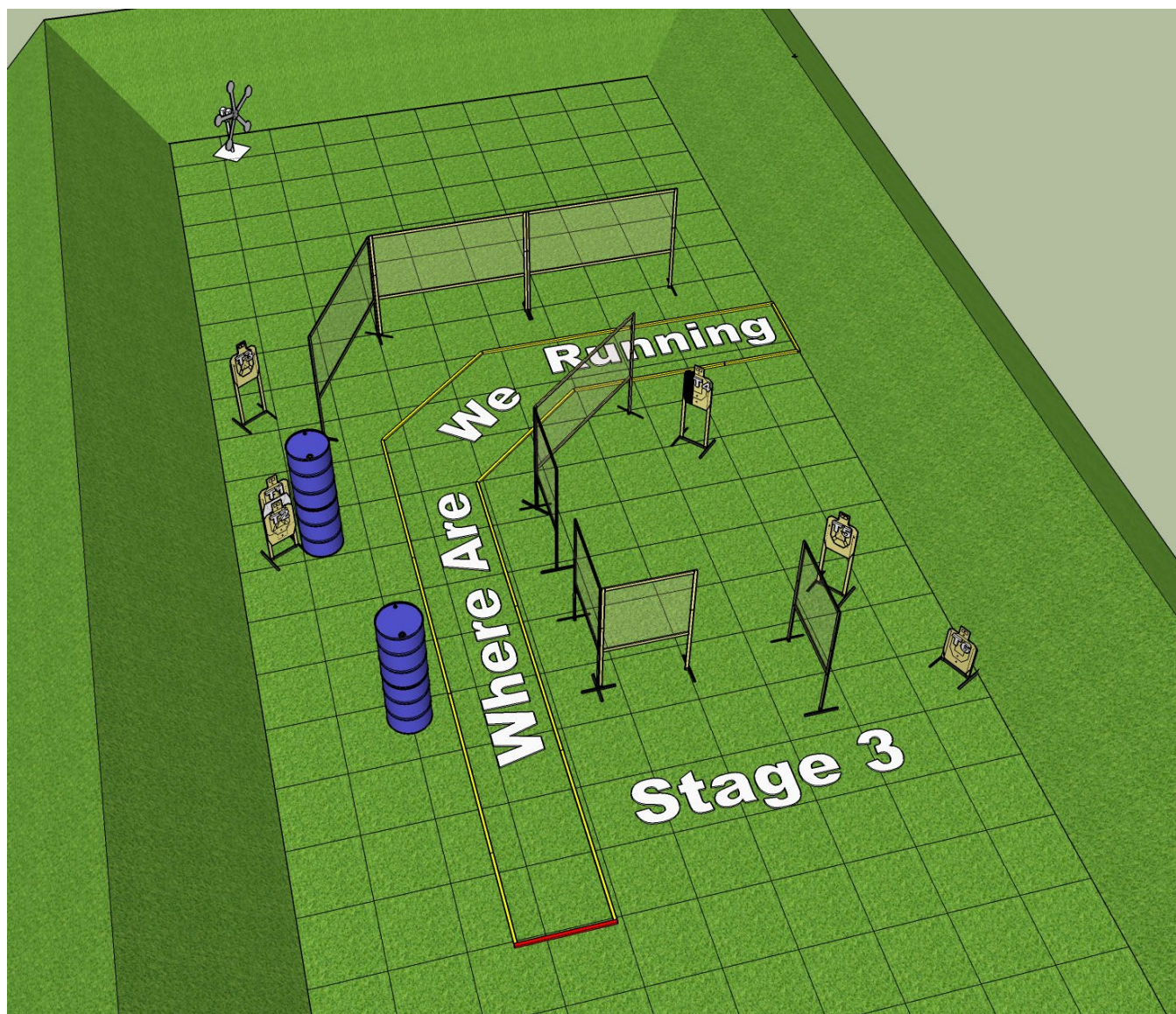
STARTING POSITION: Facing downrange, with both feet touching Start Stick. Handgun is unloaded and holstered.

PCC is facing downrange with both feet touching Start Stick. PCC is unloaded with safety on, held in both hands, stock touching belt and muzzle pointed downrange.

STAGE PROCEDURE: Upon start signal, engage targets from within the shooting area.

Are there any questions?

You have 5 minutes to walk the stage...good luck!



Stage 4

Are You Going My Way?

SCORING: This is a 22 round, 110 point, Comstock course of fire.

TARGETS: 10 USPSA targets, 1 USPSA Mini Popper and 1 Colt Speed Steel.

SCORED HITS: Best 2 per USPSA target, steel down = 1A

START-STOP: Audible - Last shot

PENALTIES: Per the current edition of the USPSA Rule Book.

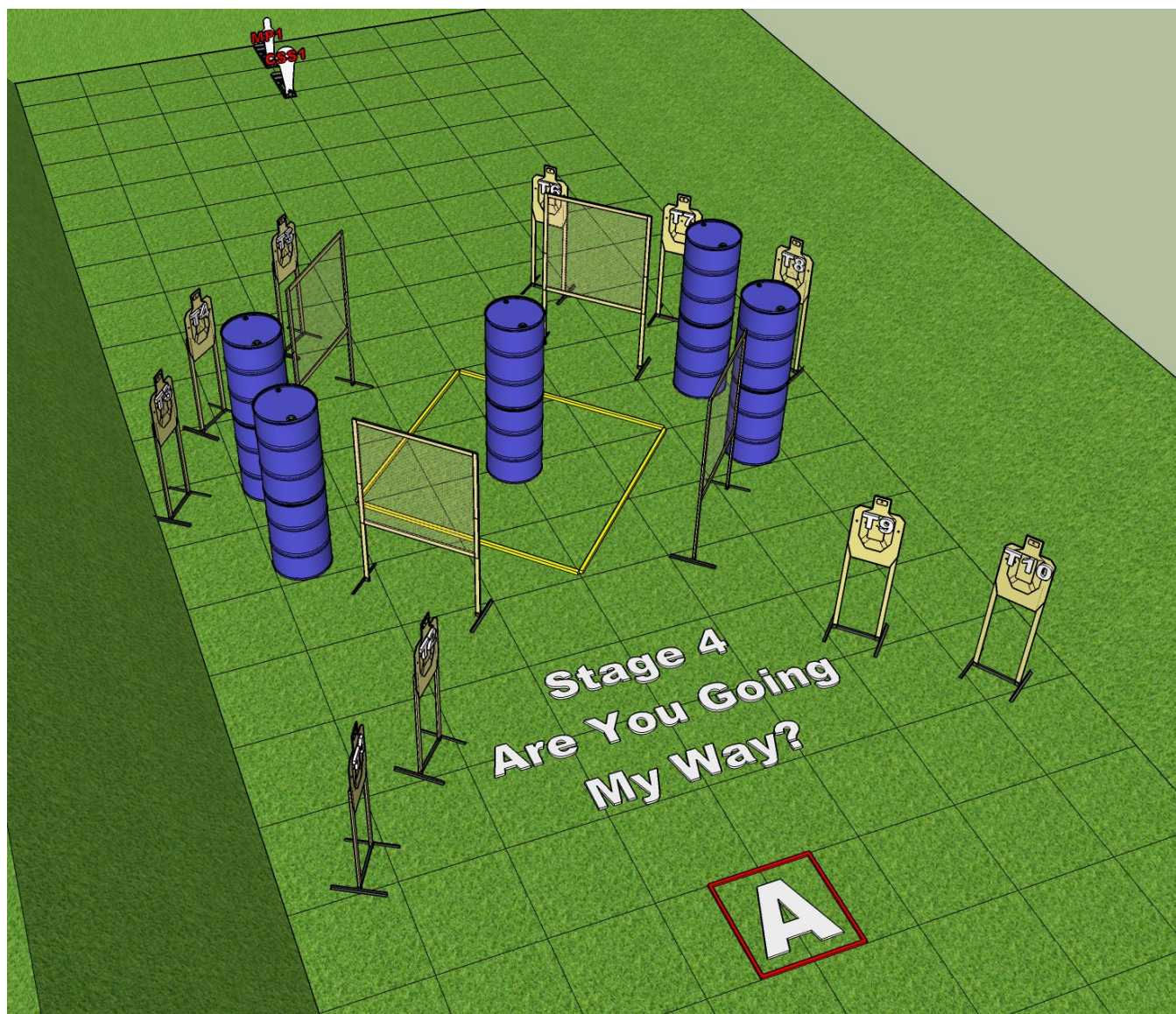
STARTING POSITION: Facing downrange standing in Box A. Handgun is loaded and holstered.

PCC is facing downrange standing in Box A. PCC is loaded with safety on, held in both hands, stock touching belt and muzzle pointed downrange.

STAGE PROCEDURE: Upon start signal, engage targets from within the shooting area.

Are there any questions?

You have 5 minutes to walk the stage...good luck!



Stage 5

May Blazer

SCORING: This is a 20 round, 100 point, Comstock course of fire.

TARGETS: 10 USPSA targets.

SCORED HITS: Best 2 per USPSA target.

START-STOP: Audible - Last shot

PENALTIES: Per the current edition of the USPSA Rule Book.

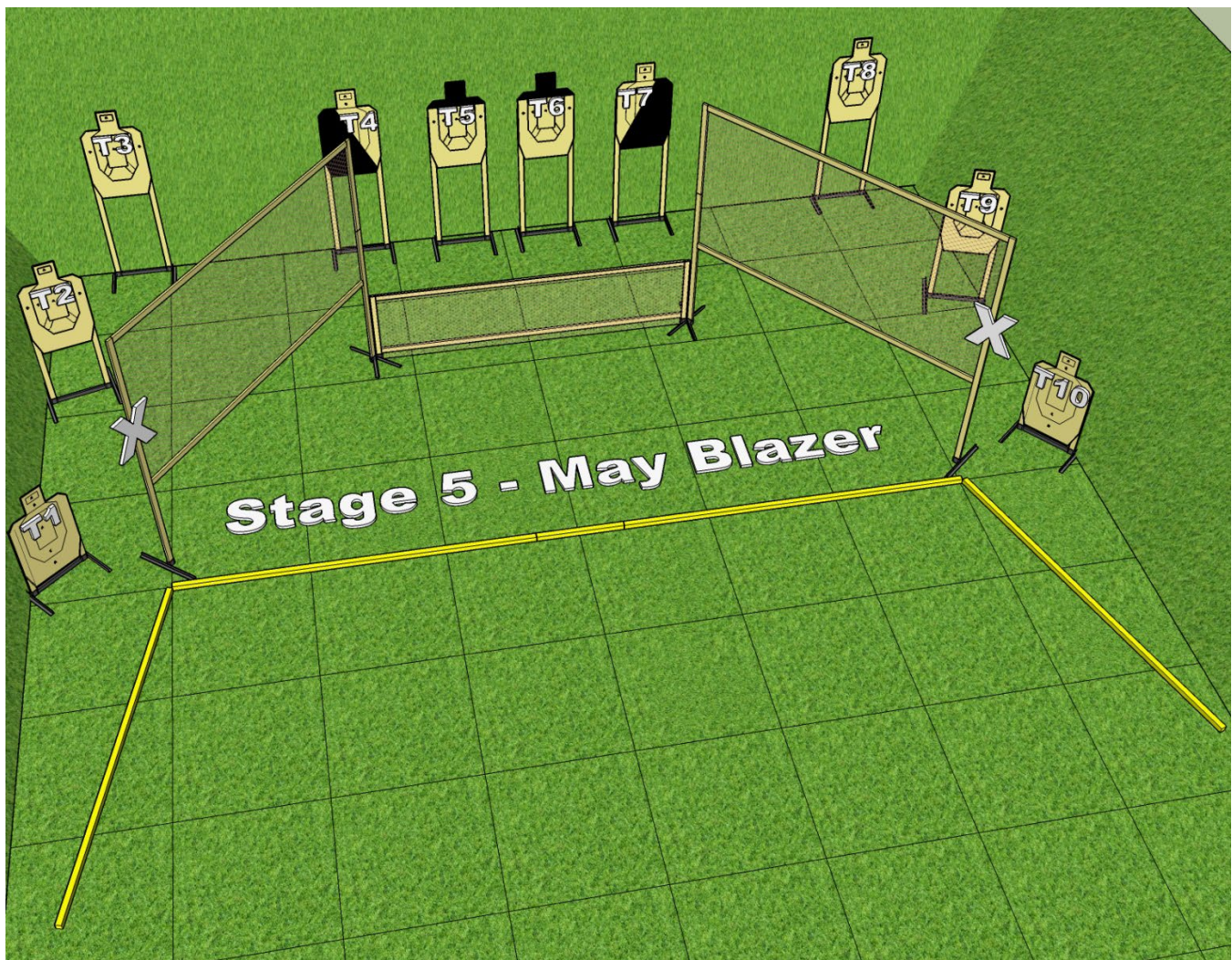
STARTING POSITION: Facing downrange, with strong hand touching either mark. Handgun is loaded and holstered.

PCC is facing downrange with toes of both feet touching Start Stick. PCC is loaded with safety on, held in both hands, stock touching belt and muzzle touching either mark.

STAGE PROCEDURE: Upon start signal, engage targets from within the shooting area.

Are there any questions?

You have 5 minutes to walk the stage...good luck!



Stage 6

What Could Have Been

SCORING: This is an 18 round, 90 point, Virginia Count course of fire.

TARGETS: 6 USPSA targets.

SCORED HITS: Best 3 per USPSA target.

START-STOP: Audible - Last shot

PENALTIES: Per the current edition of the USPSA Rule Book.

STARTING POSITION: Facing downrange, with both feet touching either rear Start Stick or Front Fault Line. Handgun is loaded and holstered.

PCC is facing downrange with both feet touching either rear Start Stick or Front Fault Line. PCC is loaded with safety on, held in both hands, stock touching belt and muzzle pointed downrange.

STAGE PROCEDURE: Upon start signal, engage all targets with two (2) rounds each from within the shooting area. Perform a Mandatory Reload and engage all targets with one (1) round each Strong Hand only from within the shooting area.

Are there any questions? You have 5 minutes to walk the stage...good luck!

