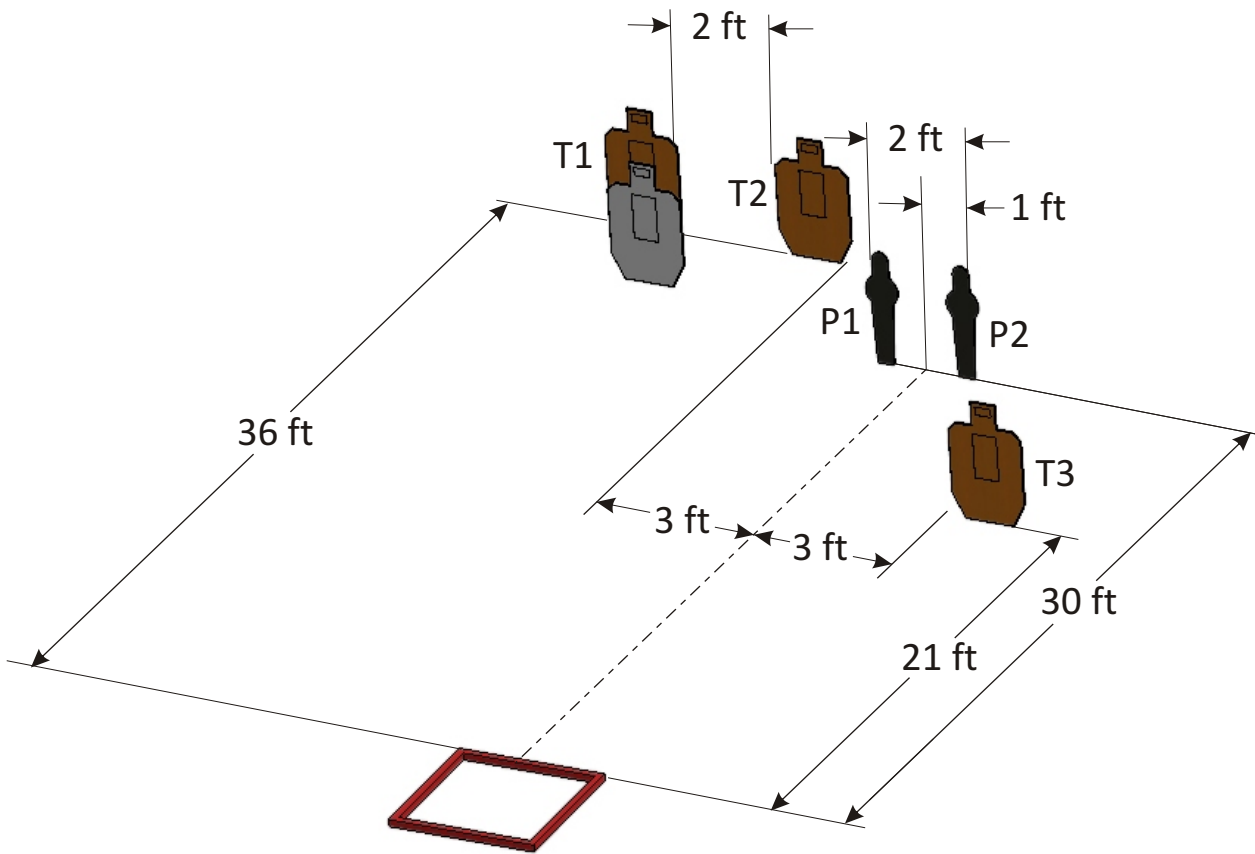




# CM 18-07 Someone Is Always Willing To Pay

RULES: USPSA Handgun Competition Rules, current edition. Course Designer: Nationals Design Team

|   |   |
|---|---|
| <p><b>STAGE PROCEDURE</b></p> <p>From within box engage T1-3 or P1-P2 then perform a mandatory reload and engage remaining targets.</p> | <p><b>Scoring:</b> Comstock, 8 rounds, 40 points</p> <p><b>Targets:</b> 3 USPSA Targets, 2 USPSA Mini Poppers.</p> <p><b>Scored Hits:</b> Best 2/paper, steel must fall.</p> <p><b>Start - Stop:</b> Audible - Last Shot</p> <p><b>Penalties:</b> Per current edition of USPSA Handgun Competition Rules.</p> |
|---|---|



**SETUP NOTES:** Set targets 5 feet to top. Box is 3 feet by 3 feet. Left edge of no-shoot is lined up with left edge of A-zone, top of no-shoot (not the scoring zone line) is lined up with bottom of target lettering.



## CM 18-07 Someone Is Always Willing To Pay

Someone Is Always Willing To Pay is a 8 round, 40-point, Comstock Speed Shoot. There are 3 USPSA targets and 2 USPSA Mini poppers. The best 2 hits per paper will score and steel must fall to score.

The handgun start position is standing inside shooting area, facing downrange, wrists below belt with handgun loaded and holstered.

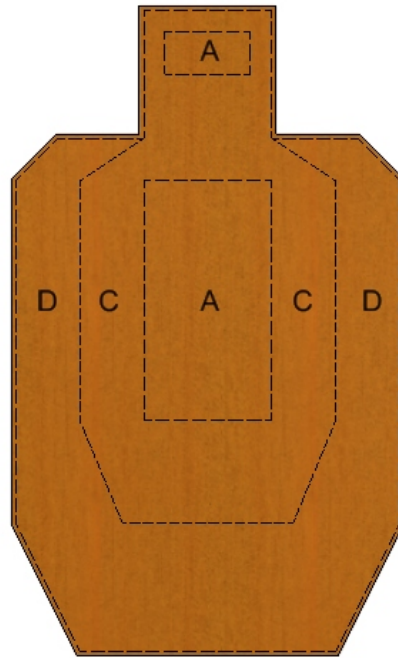
The PCC start position is standing inside shooting area, facing downrange, holding loaded PCC, stock on belt, and muzzle pointing downrange.

On the audible start signal from within shooting area, engage T1-T3 or P1 & P2, perform a mandatory reload, and engage remaining targets.

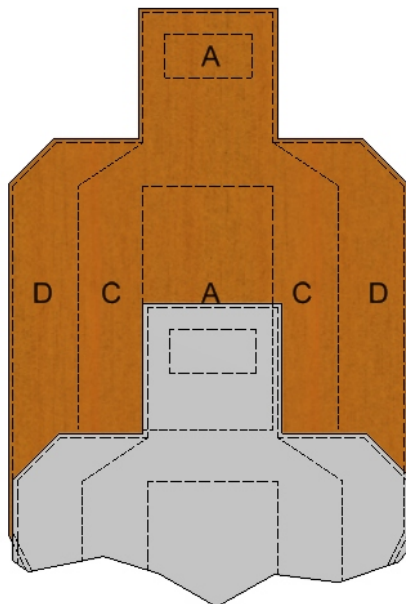




# CM 18-07 Someone Is Always Willing To Pay



All Targets are USPSA



NO-SHOOT DETAIL



# Stage 2

# Double Stacked

**SCORING:** This is a 24 round, 120 point, Comstock course of fire.

**TARGETS:** 12 USPSA targets

**SCORED HITS:** Best 2 per USPSA

**START-STOP:** Audible - Last shot

**PENALTIES:** Per the current edition of the USPSA Rule Book.

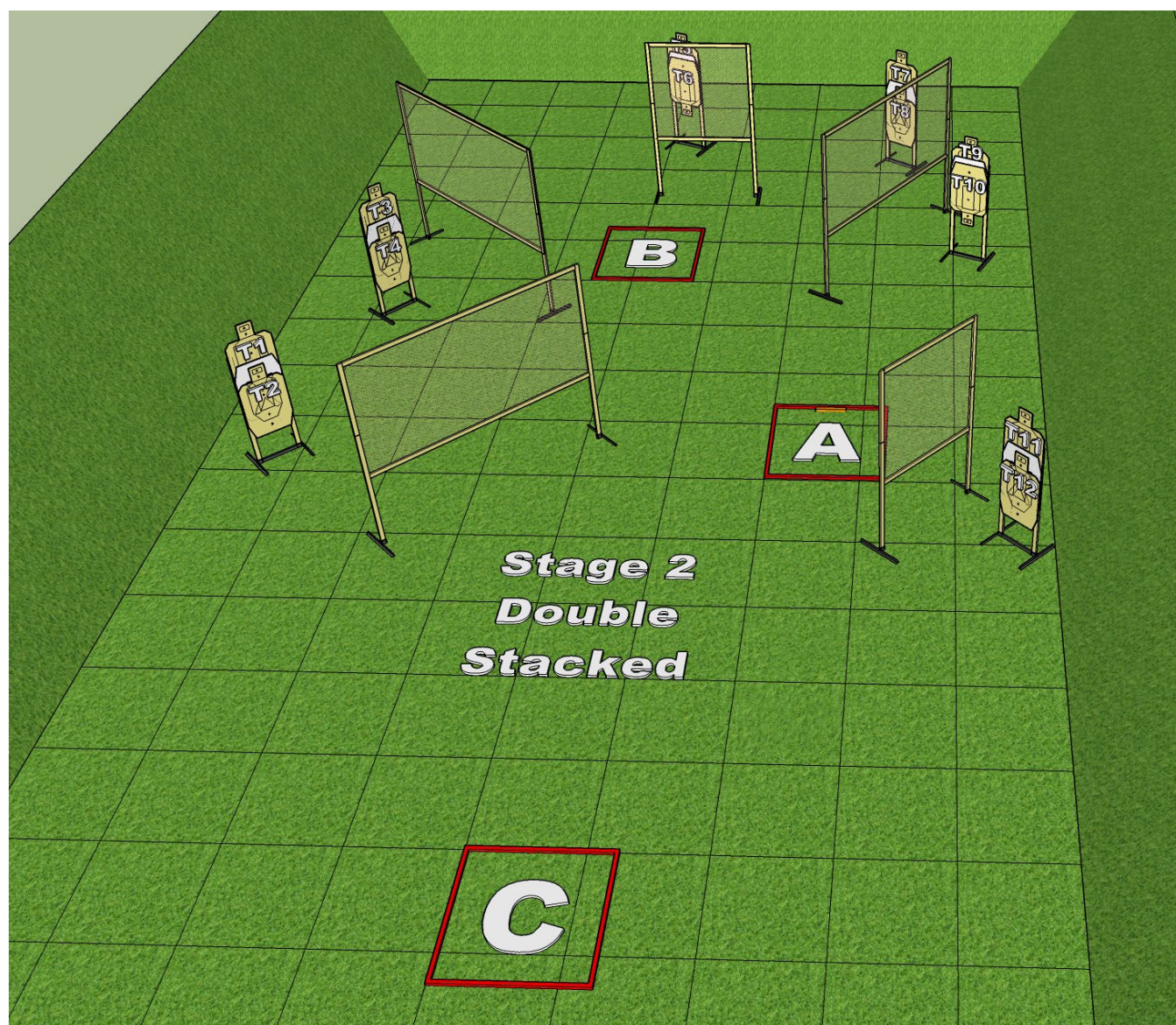
**STARTING POSITION:** Facing downrange, with toes touching Start Stick in Box A. Handgun is loaded and holstered.

PCC is facing downrange with toes touching Start Stick in Box A. PCC is loaded with safety on, held in both hands, stock touching belt and muzzle pointed downrange.

**STAGE PROCEDURE:** Upon start signal, engage targets from within the shooting areas.

Are there any questions?

You have 5 minutes to walk the stage...good luck!



# Stage 3

# 25 Rounds of Bliss

**SCORING:** This is a 25 round, 125 point, Comstock course of fire.

**TARGETS:** 10 USPSA targets, 5 and Plates.

**SCORED HITS:** Best 2 per USPSA, steel down = 1A

**START-STOP:** Audible - Last shot

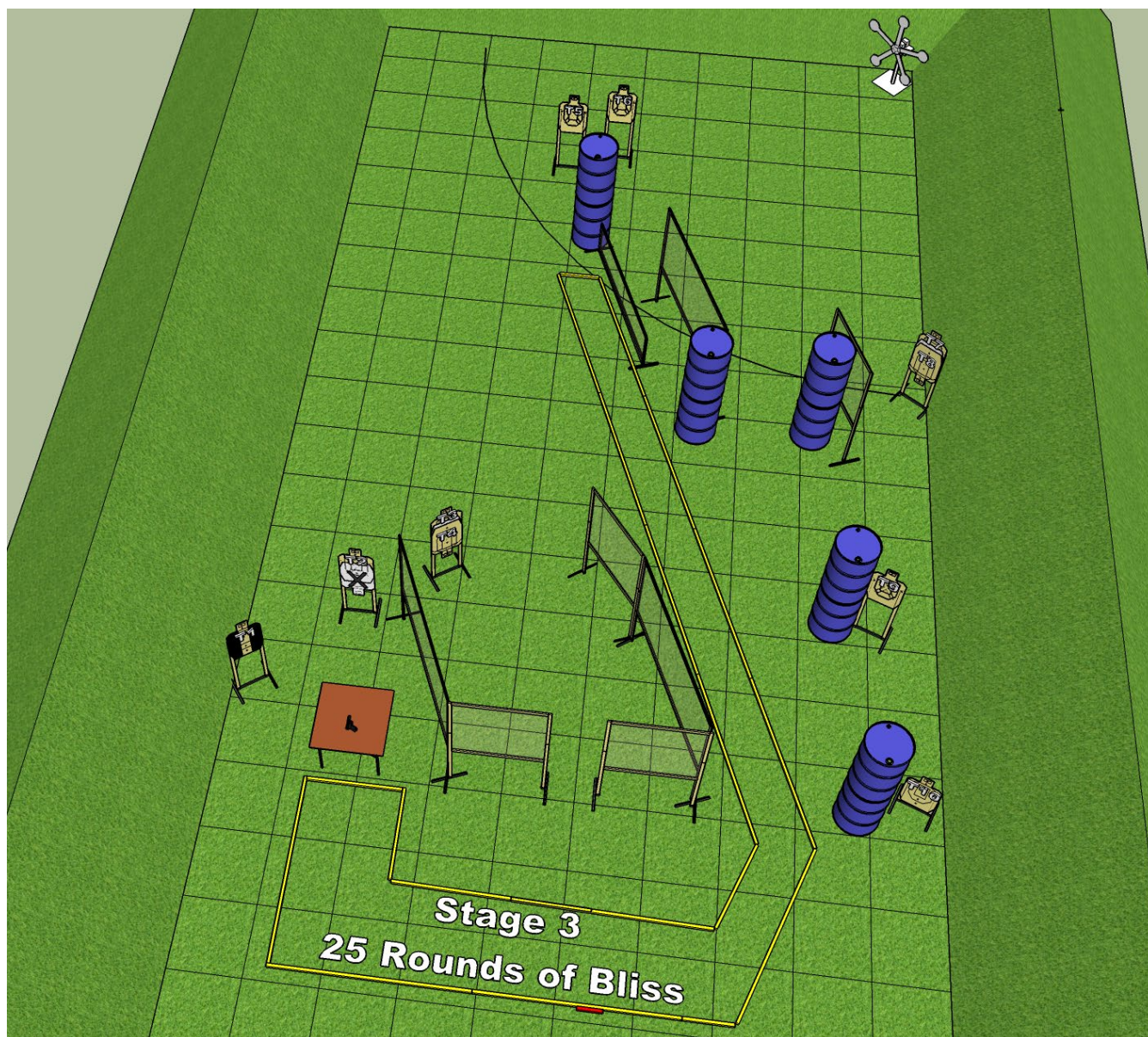
**PENALTIES:** Per the current edition of the USPSA Rule Book.

**STARTING POSITION:** Facing downrange, with toes of both feet touching Start Stick. Firearm is unloaded and placed on table with trigger guard over the mark. First loading device must come from table and cannot be used to prop the firearm.

**STAGE PROCEDURE:** Upon start signal, engage targets from within the shooting area.

Are there any questions?

You have 5 minutes to walk the stage...good luck!



# Stage 4

# Quick Draw

**SCORING:** This is a 8 round, 40 point, Virginia Count course of fire.

**TARGETS:** 4 USPSA targets

**SCORED HITS:** Best 2 per USPSA target

**START-STOP:** Audible - Last shot

**PENALTIES:** Per the current edition of the USPSA Rule Book.

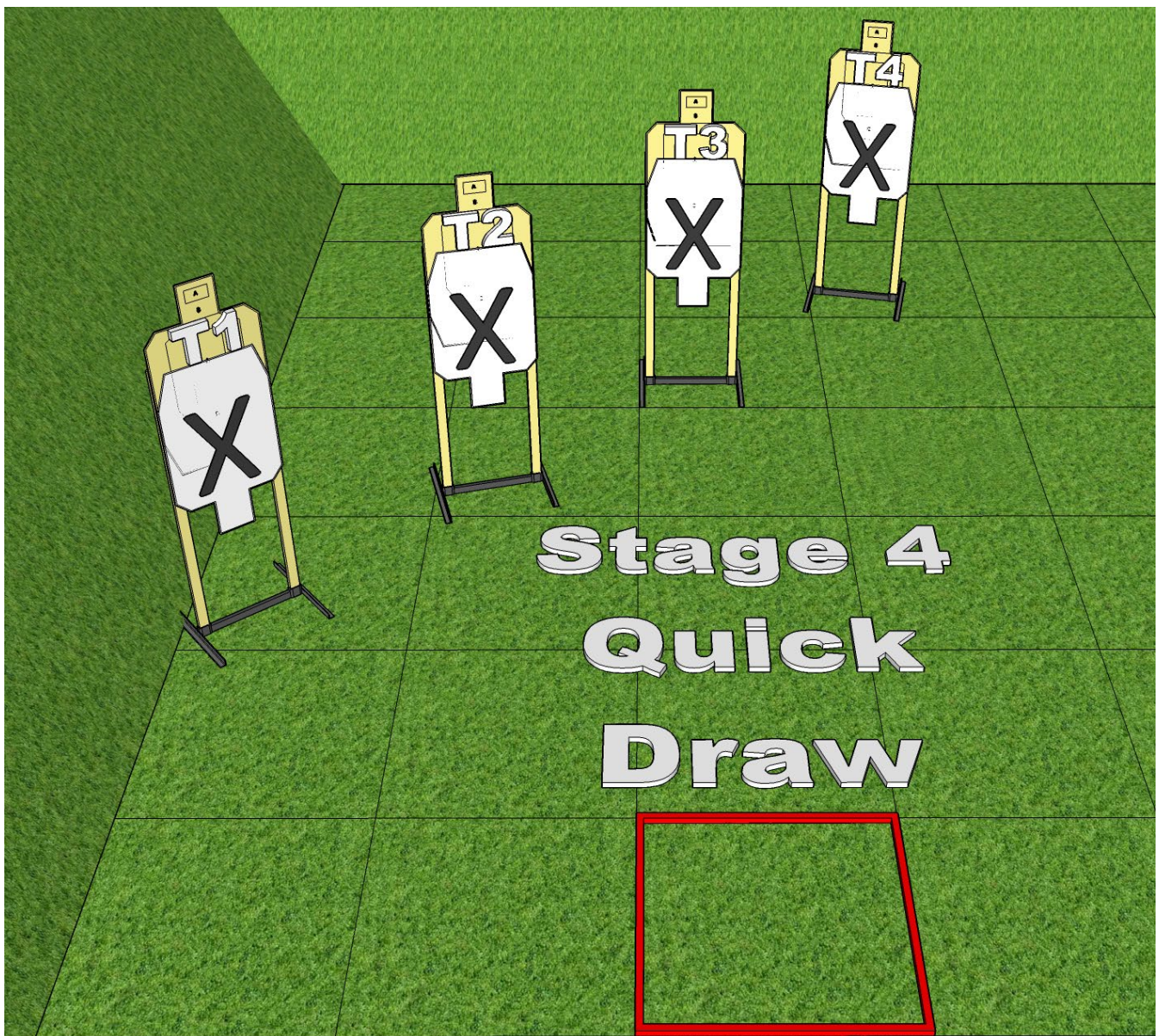
**STARTING POSITION:** Facing downrange in box and wrists below belt. Handgun is loaded and holstered.

PCC is facing downrange in box. PCC is loaded with safety on, held in both hands, stock touching belt and muzzle pointed downrange.

**STAGE PROCEDURE:** Upon start signal, engage targets from within the shooting area.

Are there any questions?

You have 5 minutes to walk the stage...good luck!



# Stage 5

# Mr. Smiley

**SCORING:** This is a 22 round, 110 point, Comstock course of fire.

**TARGETS:** 9 USPSA targets, 4 USPSA Poppers.

**SCORED HITS:** Best 2 per USPSA, steel down = 1A

**START-STOP:** Audible - Last shot

**PENALTIES:** Per the current edition of the USPSA Rule Book.

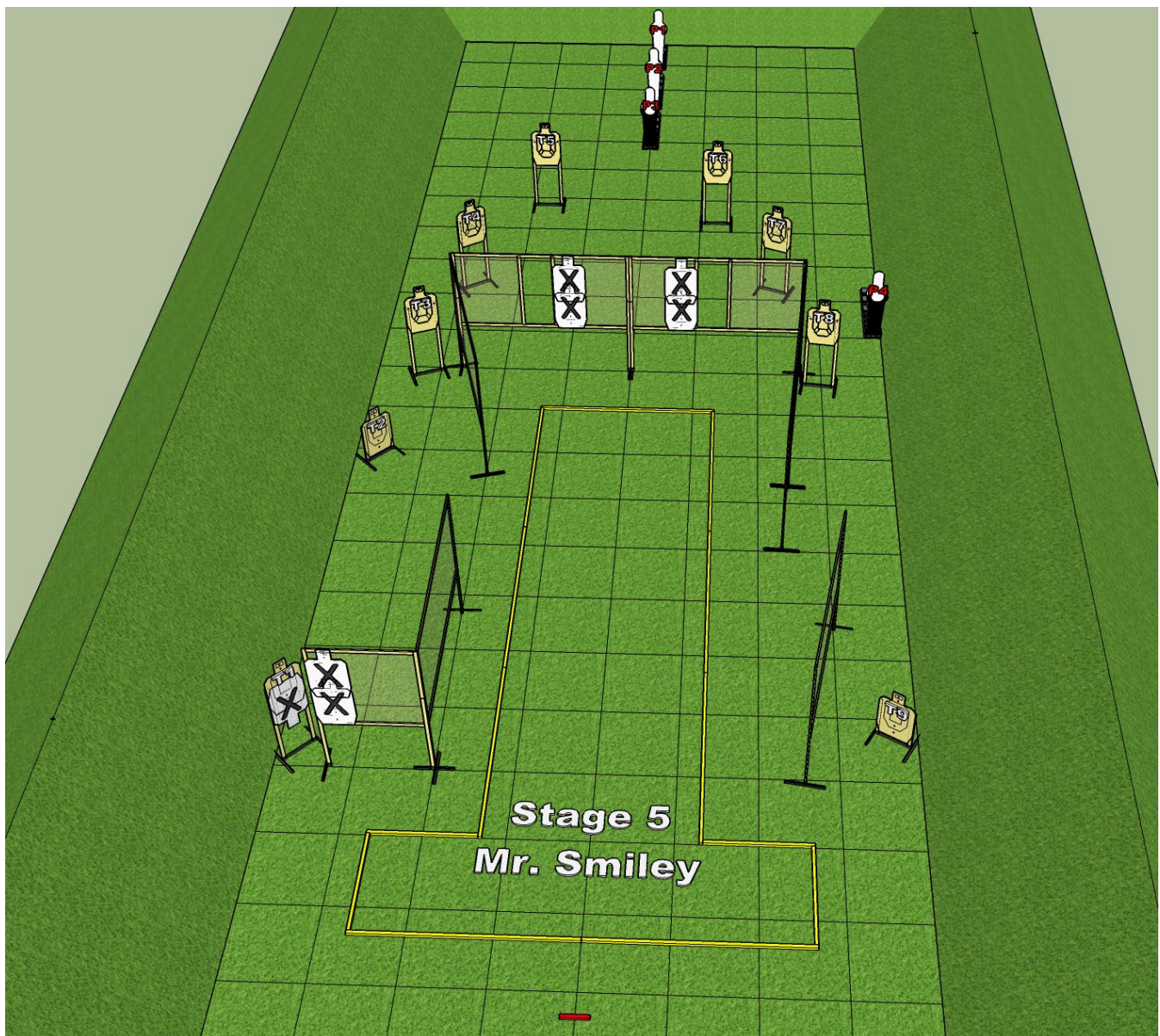
**STARTING POSITION:** Facing downrange, with toes touching Start Stick and wrists below belt. Handgun is loaded and holstered.

PCC is facing downrange with toes touching Start Stick. PCC is loaded with safety on, held in both hands, stock touching belt and muzzle pointed downrange.

**STAGE PROCEDURE:** Upon start signal, engage targets from within the shooting area.

Are there any questions?

You have 5 minutes to walk the stage...good luck!



# Stage 6

# April Mini Blazer

**SCORING:** This is a 22 round, 110 point, Comstock course of fire.

**TARGETS:** 10 USPSA targets, 1 USPSA Poppers and 1 USPSA Mini Poppers.

**SCORED HITS:** Best 2 per USPSA, steel down = 1A

**START-STOP:** Audible - Last shot

**PENALTIES:** Per the current edition of the USPSA Rule Book.

**STARTING POSITION:** Facing downrange and standing anywhere in the shooting area with wrists below belt. Handgun is loaded and holstered.

PCC is facing downrange and standing anywhere in the shooting area. PCC is loaded with safety on, held in both hands, stock touching belt and muzzle pointed downrange.

**STAGE PROCEDURE:** Upon start signal, engage targets from within the shooting area.

Are there any questions?

You have 5 minutes to walk the stage...good luck!

