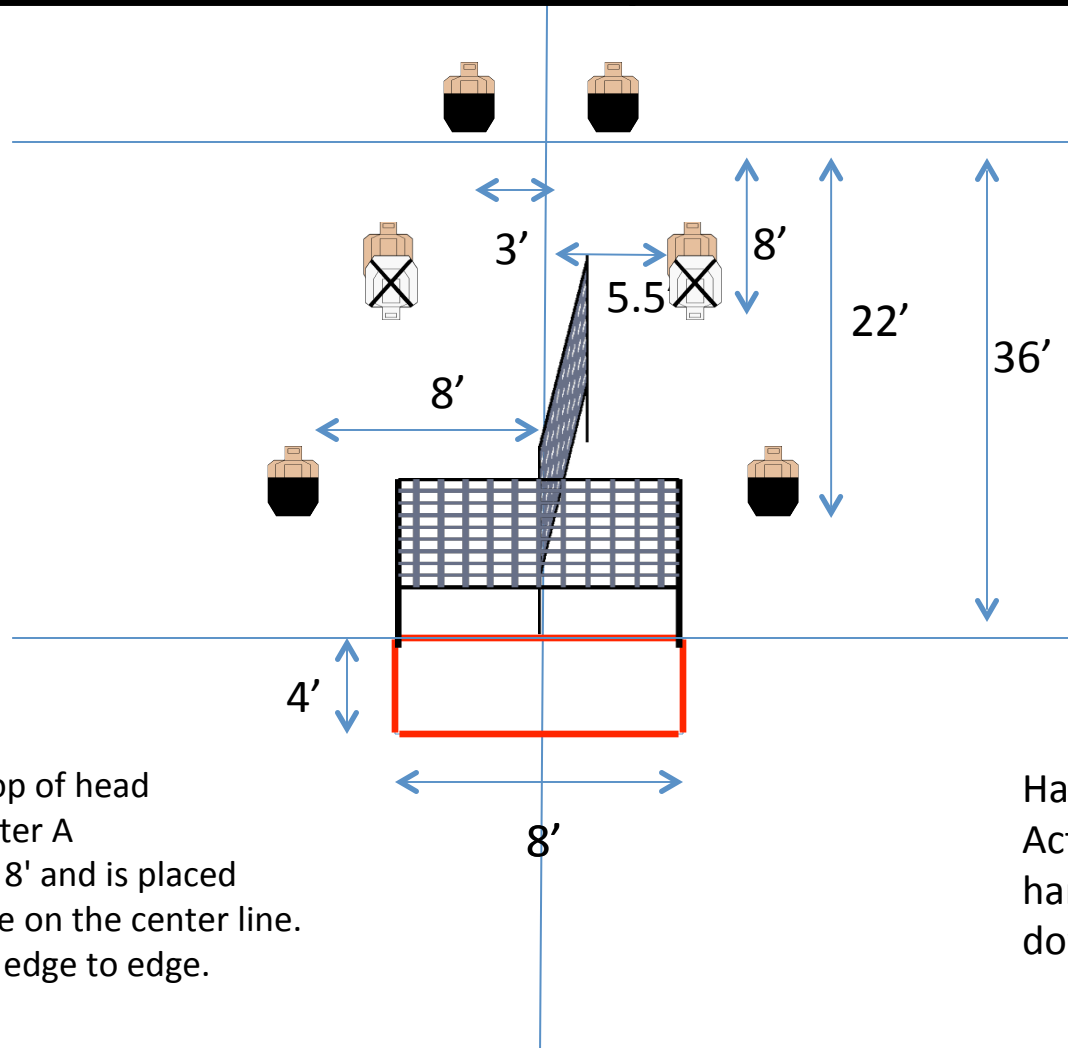


CM 19-03 Hi'er Love
 Course Designer: Jake from State Farm
 Rules: per USPSA Rules



START POSITION: Standing in the shooting area, wrist below belt, heels touching rear faultline	
GUN READY CONDITION: Loaded and holstered	SCORING: Comstock 12 Rounds, TARGETS: 6 USPSA SCORED HITS: Best 2 Steel 1 A START-STOP: Audible - Last shot PENALTIES: Per USPSA Rules
STAGE PROCEDURE: On signal engage targets as available.	



Targets are 5' to top of head
 NS to bottom of letter A
 Down range wall is 8' and is placed
 straight down range on the center line.
 Targets are spaced edge to edge.

Hardcover targets are the
 Action Target "half"
 hardcover, which is 5"
 down from shoulder perf

CM 19-03 HI'er Love

Written Stage Briefing

HI'er Love is a 12 round, 60-point, Comstock Short Course. There are 6 USPSA targets. The best 2 hits per cardboard will score.

The handgun start position is standing inside shooting area with heels touching anywhere on rear fault line, wrists below belt with handgun loaded and holstered.

The PCC start position is standing inside shooting area with heels touching anywhere on rear fault line, holding loaded PCC with safety on, stock on belt, and muzzle pointing downrange.

On the audible start signal, engage targets as they become available from within the shooting area.



Stage 2

Tell Tale

SCORING: This is a 22 round, 110 point, Comstock course of fire.

TARGETS: 8 USPSA targets, 4 USPSA Poppers and 2 USPSA Mini Poppers.

SCORED HITS: Best 2 per USPSA, steel down = 1A

START-STOP: Audible - Last shot

PENALTIES: Per the current edition of the USPSA Rule Book.

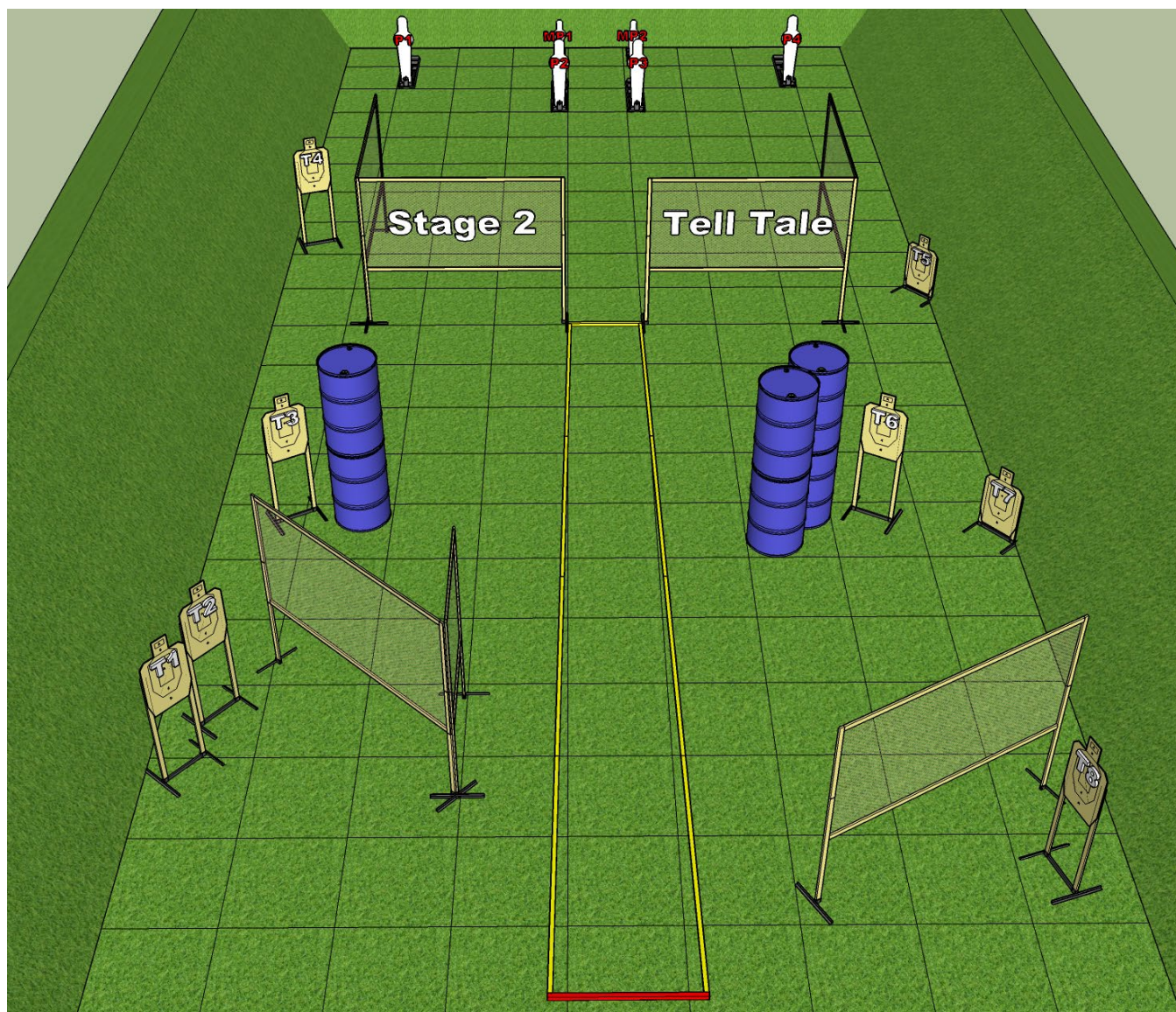
STARTING POSITION: Facing downrange, with heels touching Start Stick and wrists below belt. Handgun is loaded and holstered.

PCC is facing downrange with heels touching Start Stick. PCC is loaded with safety on, held in both hands, stock touching belt and muzzle pointed downrange.

STAGE PROCEDURE: Upon start signal, engage targets from within the shooting area.

Are there any questions?

You have 5 minutes to walk the stage...good luck!



Stage 3

Ziggy Stardust

SCORING: This is a 16 round, 80 point, Comstock course of fire.

TARGETS: 6 USPSA targets, 2 USPSA Poppers and 2 USPSA Mini Poppers.

SCORED HITS: Best 2 per USPSA, steel down = 1A

START-STOP: Audible - Last shot

PENALTIES: Per the current edition of the USPSA Rule Book.

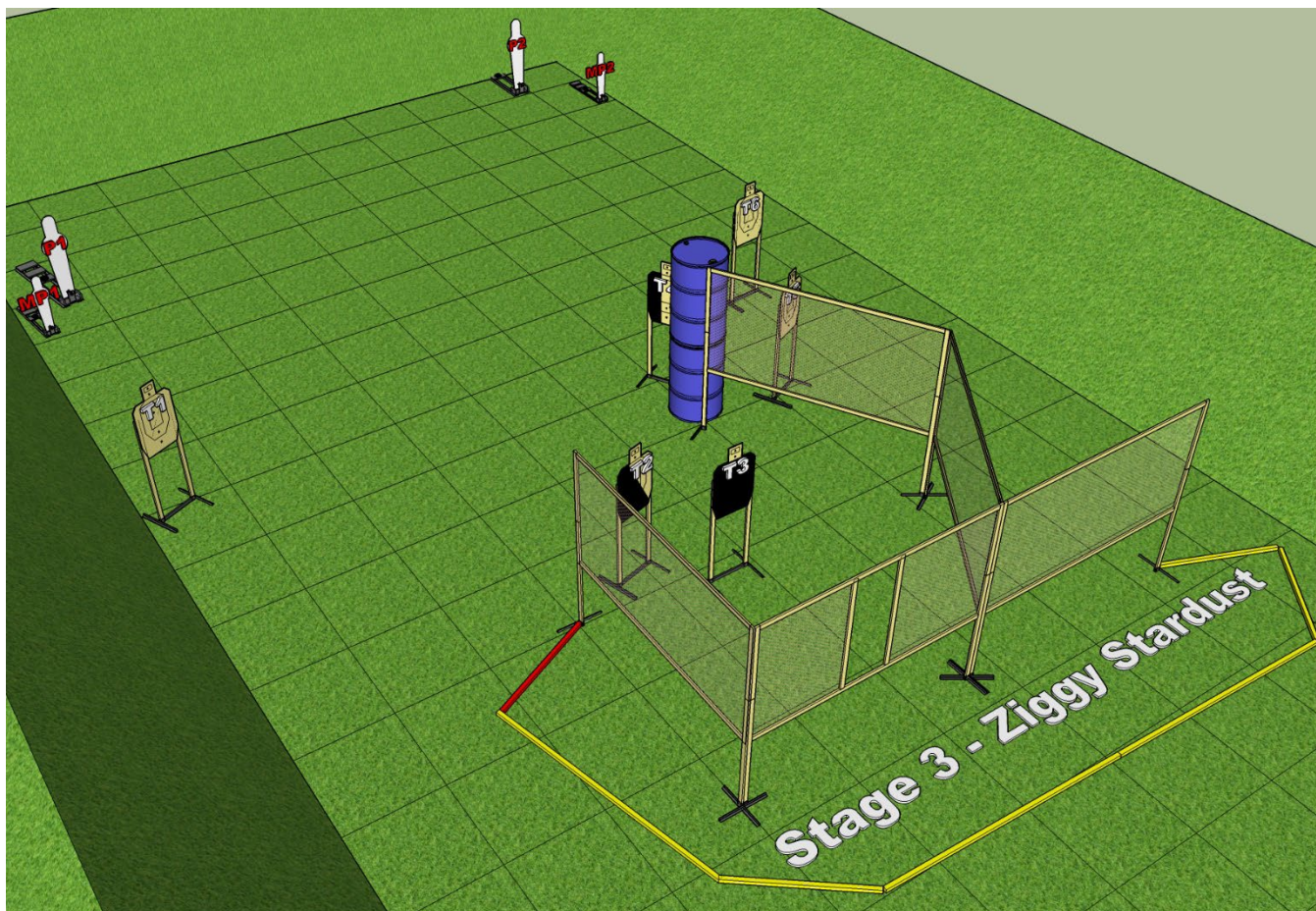
STARTING POSITION: Standing completely outside the shooting area, with heels touching Start Stick and wrists below belt. Handgun is loaded and holstered.

PCC is standing completely outside the shooting area, with heels touching Start Stick. PCC is loaded with safety on, held in both hands, stock touching belt and muzzle pointed downrange.

STAGE PROCEDURE: Upon start signal, engage targets from within the shooting area.

Are there any questions?

You have 5 minutes to walk the stage...good luck!



[22-04] Calm Before the Storm

Written Stage Briefing

Calm Before the Storm is a 16 round Virginia Count, Speed Shoot. There are 4 USPSA cardboard targets. The best 4 hits per target will score.

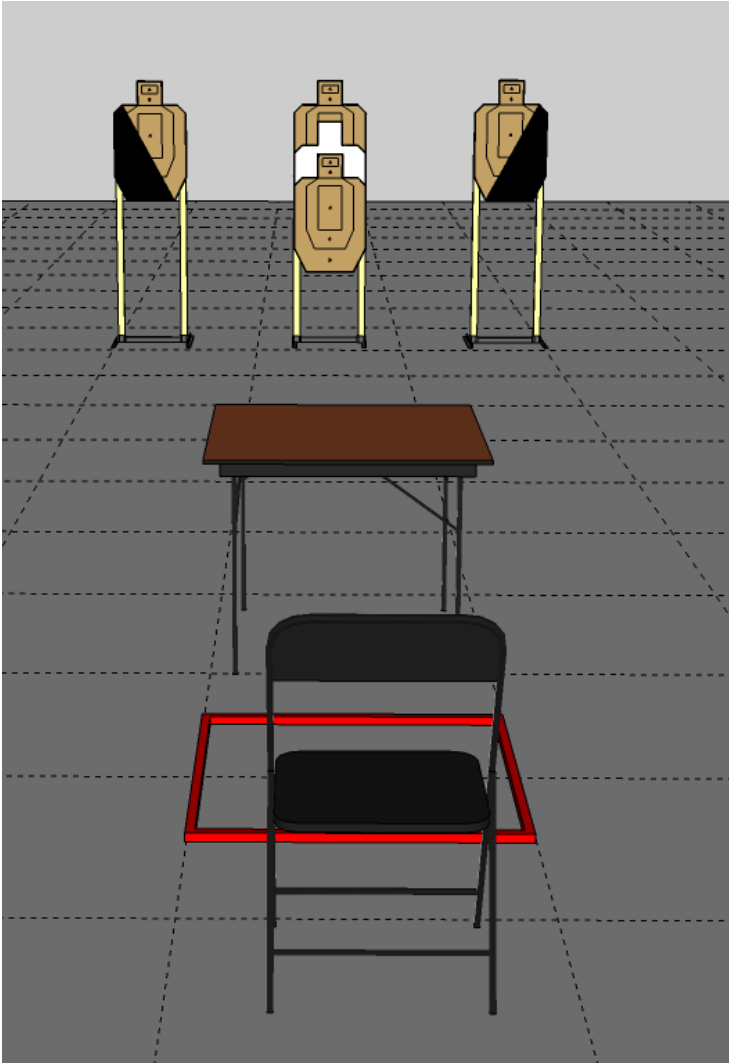
The start position is completely outside the shooting area, seated in chair, hands on knees, toes touching rear fault line. Firearm is loaded and lying flat on table, not propped, muzzle generally downrange. All loading devices to be used must be staged on table.

On audible start signal, engage any two targets with four rounds each, then perform a mandatory reload, and engage the remaining two targets with four rounds each from within the shooting area.

Are there any questions? You have five minutes to inspect the stage.

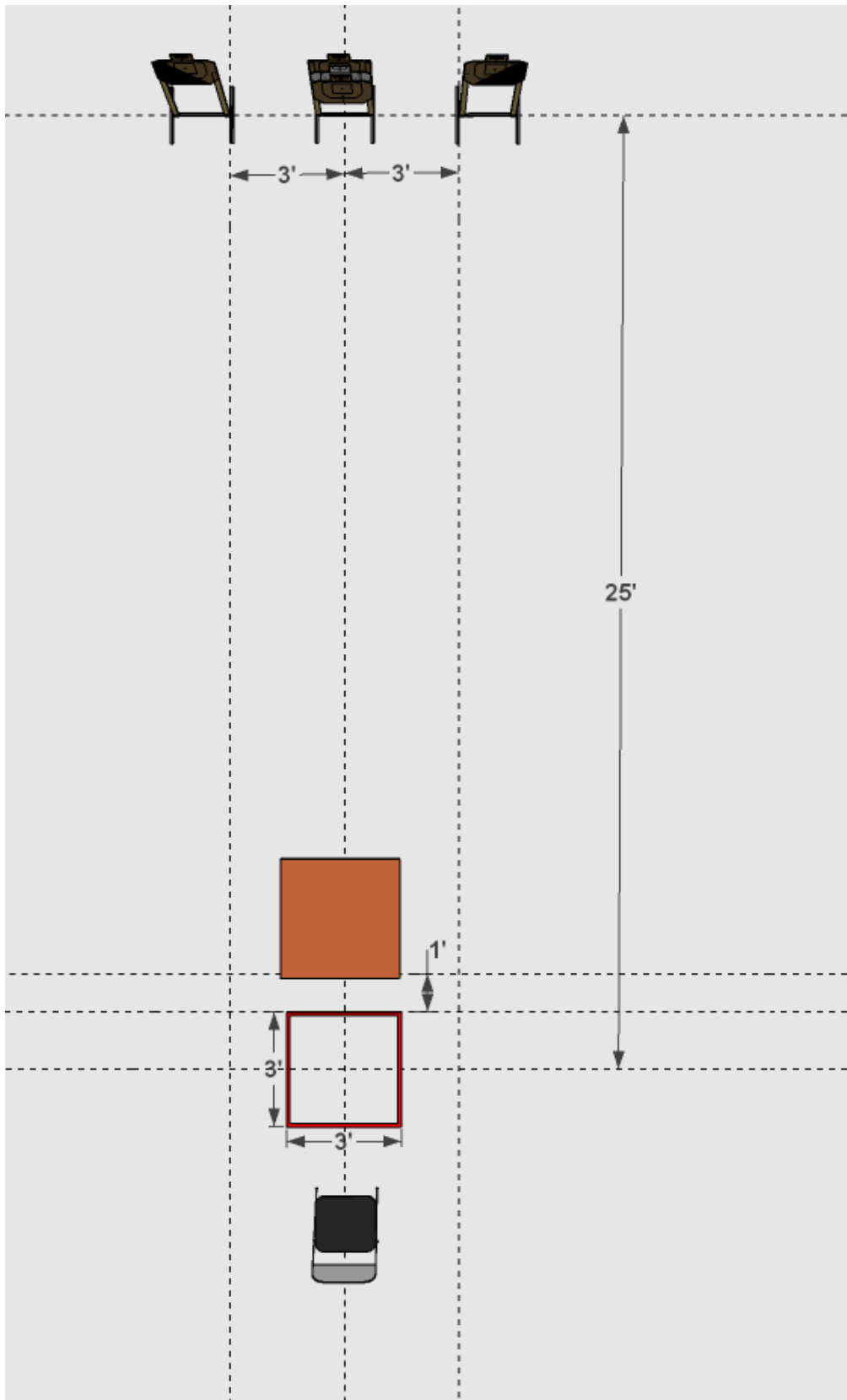


Calm Before the Storm Setup (3 ft x 3 ft grid)



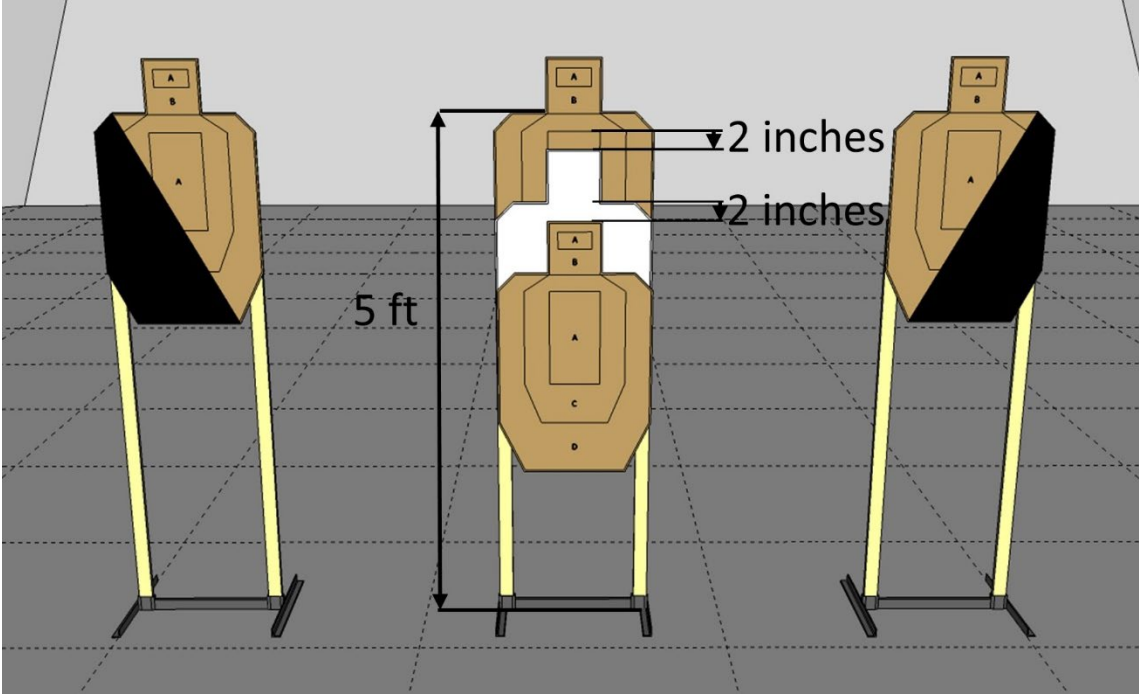
Overhead view

Edge of table is 1 foot away from shooting area.



Target Detail

All targets are 5 foot high at top of shoulders. For the center array, the top of the no-shoot is 2 inches below the top of the lower A-zone perforation. The top of the bottom scoring target is 2 inches below the shoulder of the no-shoot.



Stage 5

It's A Sickness

SCORING: This is a 10 round, 50 point, Comstock course of fire.

TARGETS: 5 USPSA targets

SCORED HITS: Best 2 per USPSA

START-STOP: Audible - Last shot

PENALTIES: Per the current edition of the USPSA Rule Book.

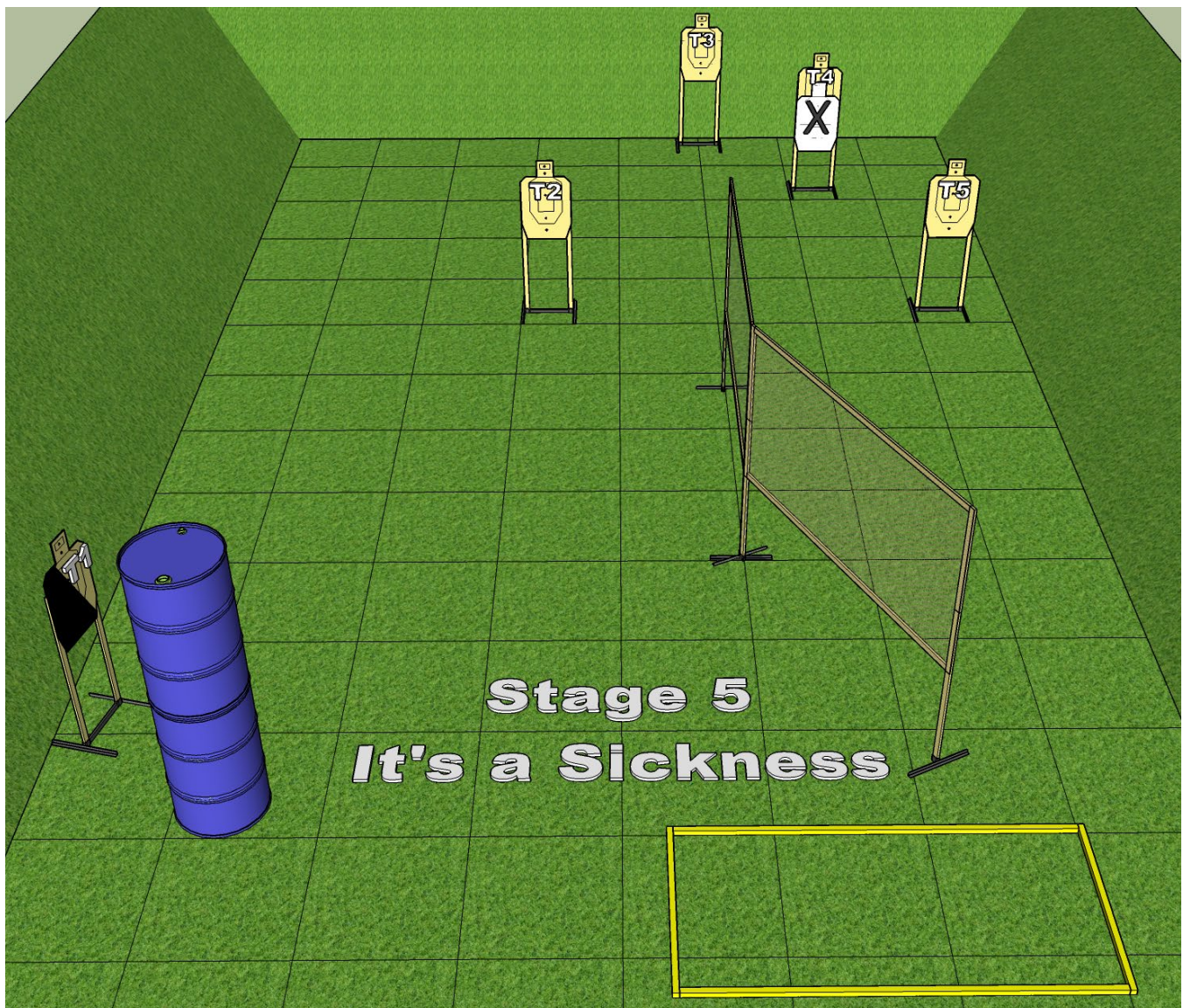
STARTING POSITION: Standing anywhere in the shooting area, with wrists below belt. Handgun is loaded and holstered.

PCC is standing anywhere in the shooting area. PCC is loaded with safety on, held in both hands, stock touching belt and muzzle pointed downrange.

STAGE PROCEDURE: Upon start signal, engage targets from within the shooting area.

Are there any questions?

You have 5 minutes to walk the stage...good luck!



Stage 6

Once In A Blue Moon

SCORING: This is a 12 round, 60 point, Comstock course of fire.

TARGETS: 6 USPSA targets

SCORED HITS: Best 2 per USPSA

START-STOP: Audible - Last shot

PENALTIES: Per the current edition of the USPSA Rule Book.

STARTING POSITION: Standing completely outside the shooting area with feet touching Start Stick and wrists below belt. Handgun is loaded and holstered.

PCC is standing completely outside the shooting area with feet touching Start Stick. PCC is loaded with safety on, held in both hands, stock touching belt and muzzle pointed downrange.

STAGE PROCEDURE: Upon start signal, engage targets from within the shooting area.

Are there any questions?

You have 5 minutes to walk the stage...good luck!

