



## CM 20-03 Déjà vu All Over Again

### Written Stage Briefing

Déjà vu All Over Again is a 12 round, 60-point, Comstock Classifier course. There are 4 USPSA targets, 2 USPSA Poppers, and 2 USPSA Mini-Poppers.

The handgun start position is standing anywhere in the shooting area, wrists below belt, handgun loaded and holstered.

The PCC start position is standing anywhere in the shooting area, loaded PCC held in both hands, safety on, stock on belt, muzzle generally downrange.

On the audible start signal, engage targets as available from within the shooting area.



# Stage 2

# Gone Awry

**SCORING:** This is a 21 round, 105 point, Comstock course of fire.

**TARGETS:** 8 USPSA targets, 5 Plates.

**SCORED HITS:** Best 2 per USPSA, steel down = 1A

**START-STOP:** Audible - Last shot

**PENALTIES:** Per the current edition of the USPSA Rule Book.

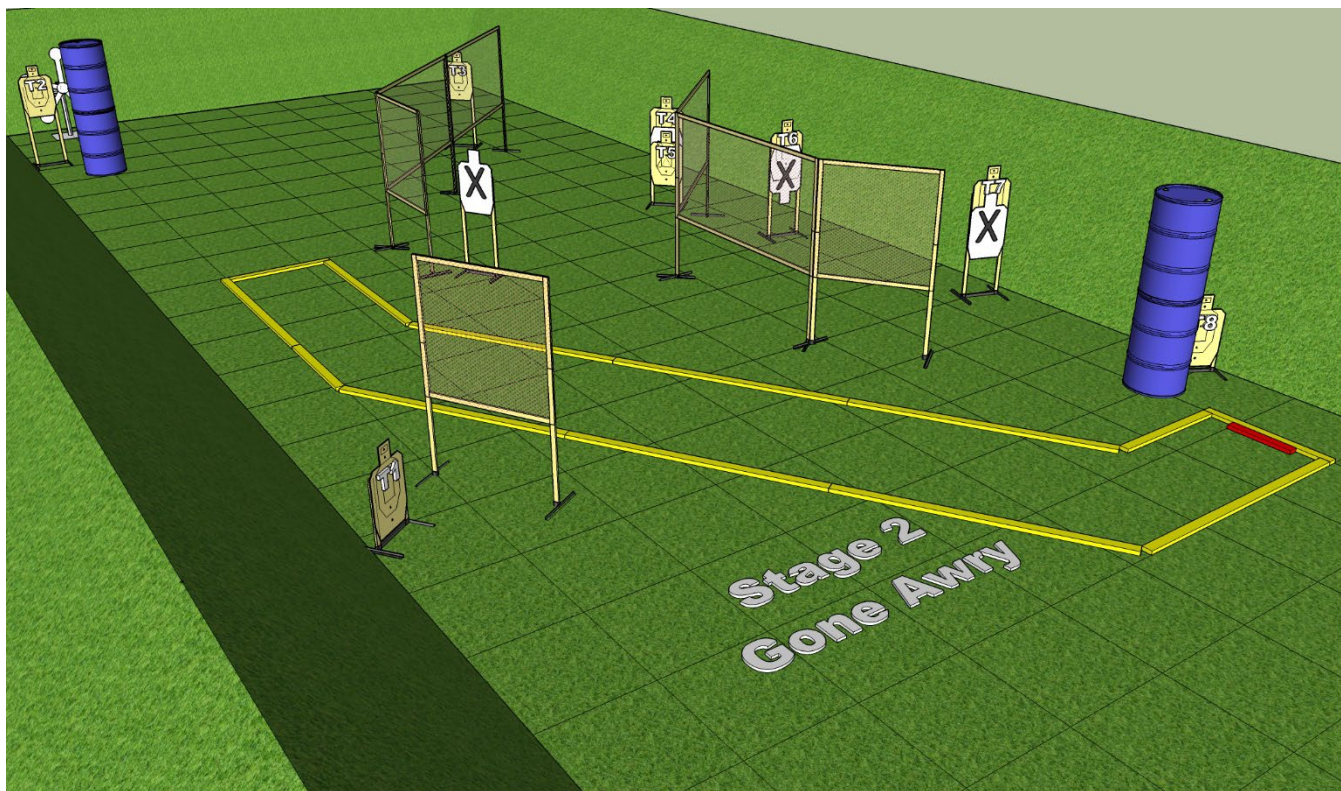
**STARTING POSITION:** Facing downrange, with toes touching Start Stick and wrists below belt. Handgun is loaded and holstered.

PCC is facing downrange with toes touching Start Stick. PCC is loaded with safety on, held in both hands, stock touching belt and muzzle pointed downrange.

**STAGE PROCEDURE:** Upon start signal, engage targets from within the shooting area.

Are there any questions?

You have 5 minutes to walk the stage...good luck!



# Stage 3

# Kids Not Allright

**SCORING:** This is a 22 round, 110 point, Comstock course of fire.

**TARGETS:** 11 USPSA targets.

**SCORED HITS:** Best 2 per USPSA

**START-STOP:** Audible - Last shot

**PENALTIES:** Per the current edition of the USPSA Rule Book.

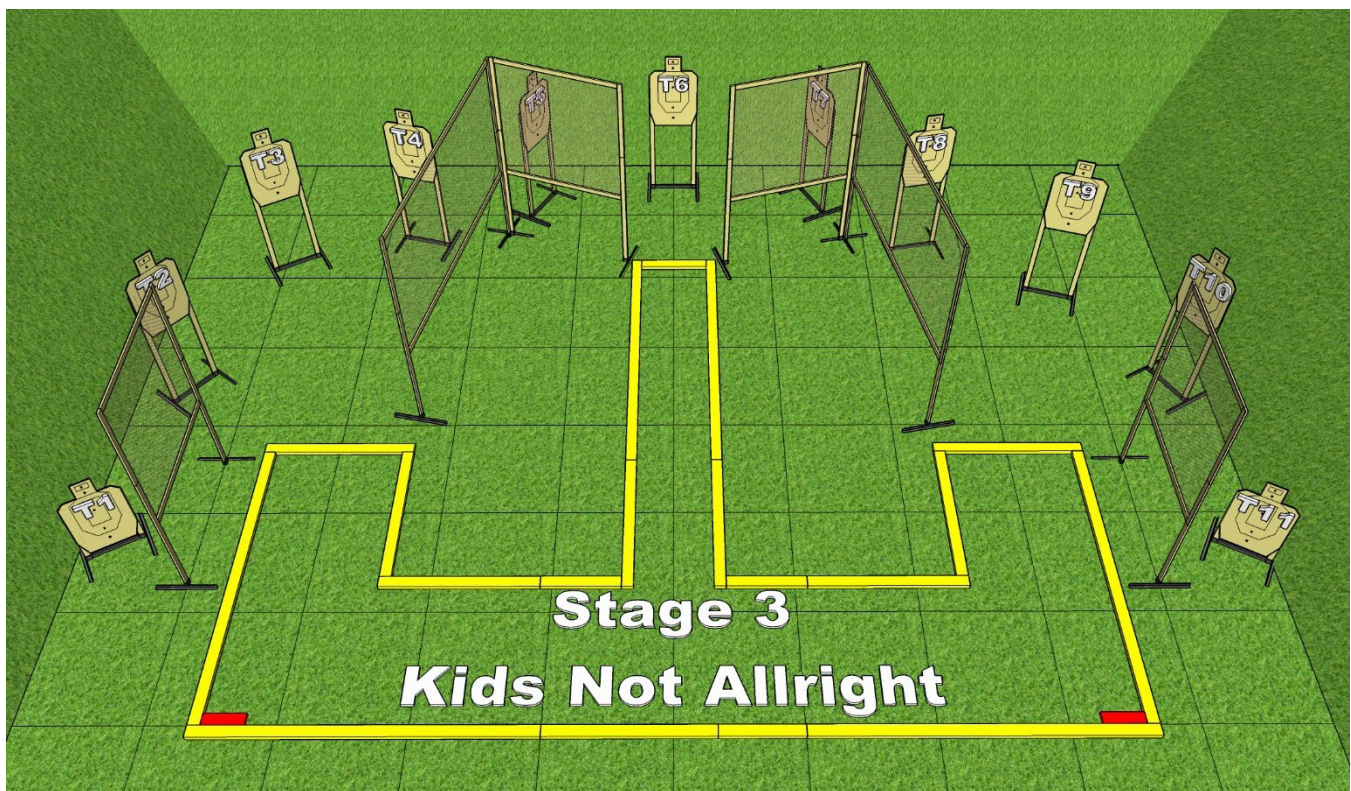
**STARTING POSITION:** Facing downrange, with both heels touching either Start Stick and wrists below belt. Handgun is loaded and holstered.

PCC is facing downrange with both heels touching Start Stick. PCC is loaded with safety on, held in both hands, stock touching belt and muzzle pointed downrange.

**STAGE PROCEDURE:** Upon start signal, engage targets from within the shooting area.

Are there any questions?

You have 5 minutes to walk the stage...good luck!



# Stage 4

# All I Want

**SCORING:** This is a 26 round, 130 point, Comstock course of fire.

**TARGETS:** 13 USPSA targets.

**SCORED HITS:** Best 2 per USPSA

**START-STOP:** Audible - Last shot

**PENALTIES:** Per the current edition of the USPSA Rule Book.

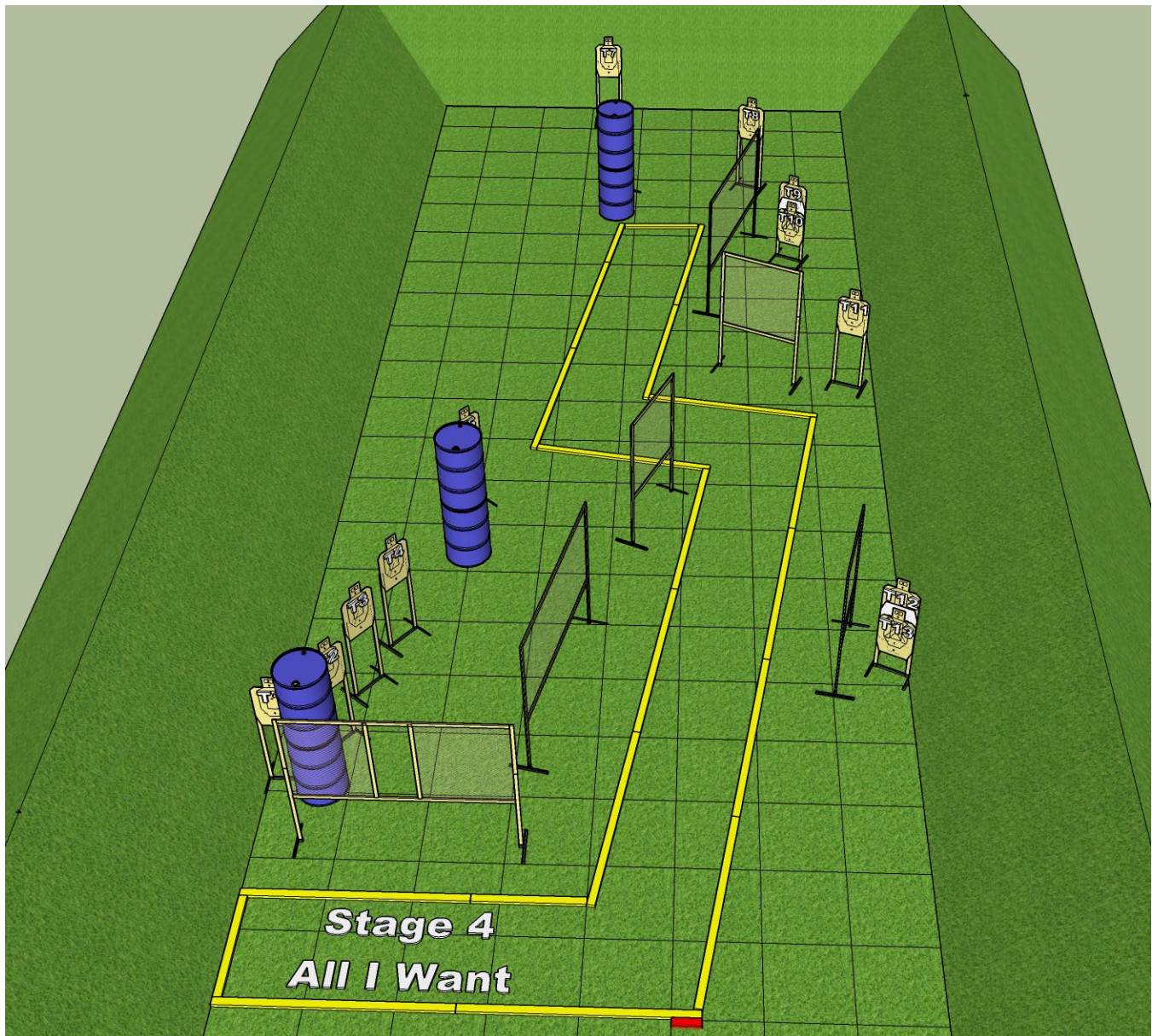
**STARTING POSITION:** Facing downrange, with toes touching Start Stick and wrists below belt. Handgun is loaded and holstered.

PCC is facing downrange with toes touching Start Stick. PCC is loaded with safety on, held in both hands, stock touching belt and muzzle pointed downrange.

**STAGE PROCEDURE:** Upon start signal, engage targets from within the shooting area.

Are there any questions?

You have 5 minutes to walk the stage...good luck!



# Stage 5

# Self Esteem

**SCORING:** This is a 23 round, 115 point, Comstock course of fire.

**TARGETS:** 7 USPSA targets and 2 USPSA Poppers.

**SCORED HITS:** Best 3 per USPSA, steel down = 1A

**START-STOP:** Audible - Last shot

**PENALTIES:** Per the current edition of the USPSA Rule Book.

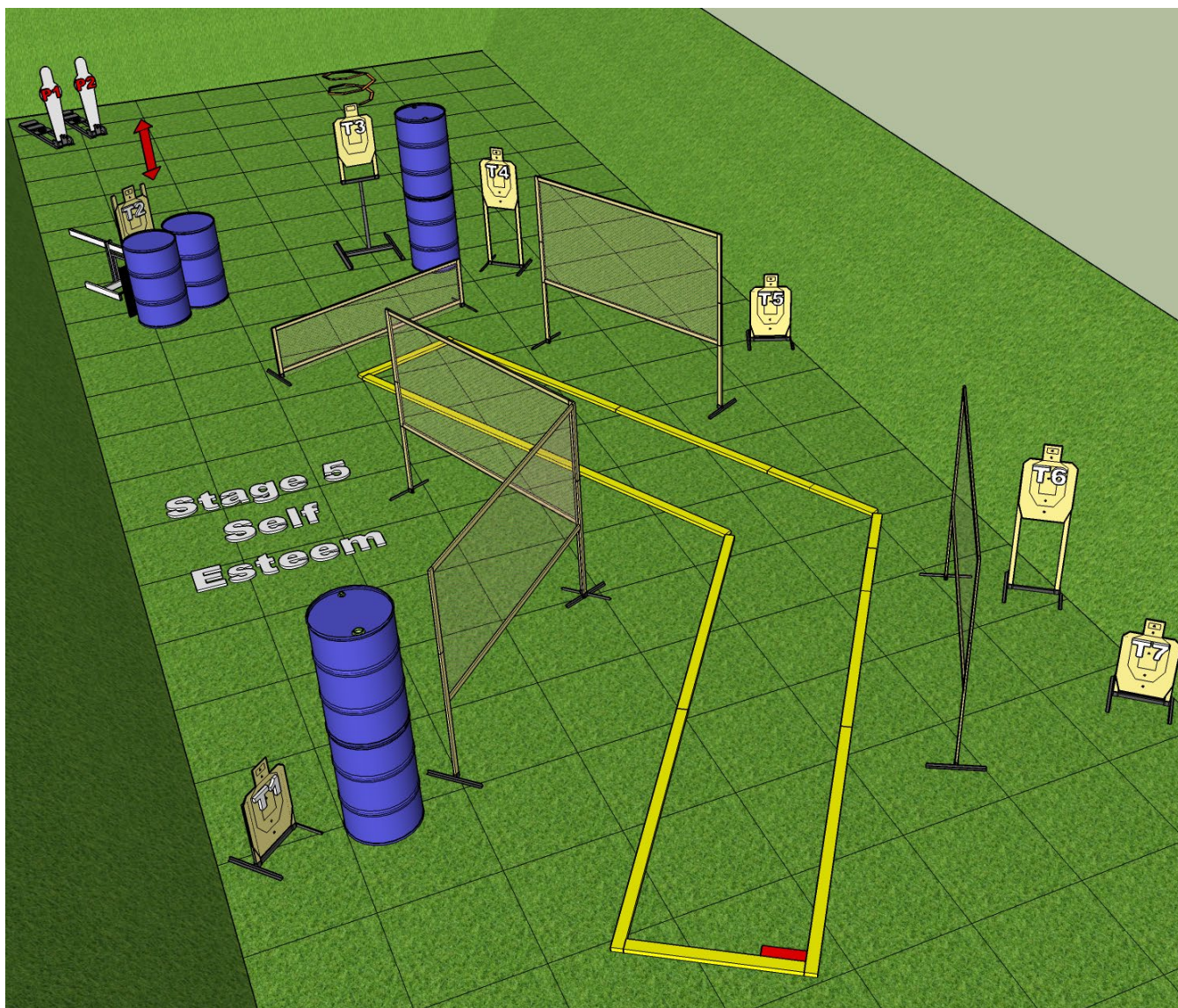
**STARTING POSITION:** Facing downrange, with both feet touching Start Stick and wrists below belt. Handgun is loaded and holstered.

PCC is facing downrange with both feet touching Start Stick. PCC is loaded with safety on, held in both hands, stock touching belt and muzzle pointed downrange.

**STAGE PROCEDURE:** Upon start signal, engage targets from within the shooting area. P1 activates Bobber T2 which remains visible at rest. P2 activates Drop Turner T3 which disappears and will incur No Penalty Mikes (NPM).

Are there any questions?

You have 5 minutes to walk the stage...good luck!



# Stage 6

# Jennifer Lost The War

**SCORING:** This is a 22 round, 110 point, Comstock course of fire.

**TARGETS:** 10 USPSA targets and 2 USPSA Mini Poppers.

**SCORED HITS:** Best 2 per USPSA, steel down = 1A

**START-STOP:** Audible - Last shot

**PENALTIES:** Per the current edition of the USPSA Rule Book.

**STARTING POSITION:** Facing downrange, with toes touching Start Stick and wrists below belt. Handgun is loaded and holstered.

PCC is facing downrange with toes touching Start Stick. PCC is loaded with safety on, held in both hands, stock touching belt and muzzle pointed downrange.

**STAGE PROCEDURE:** Upon start signal, engage targets from within the shooting area.

Are there any questions?

You have 5 minutes to walk the stage...good luck!

