



CM 06-01

Big Barricade

RULES: USPSA Handgun Competition Rules, current edition **COURSE DESIGNER:** Nationals Design Team

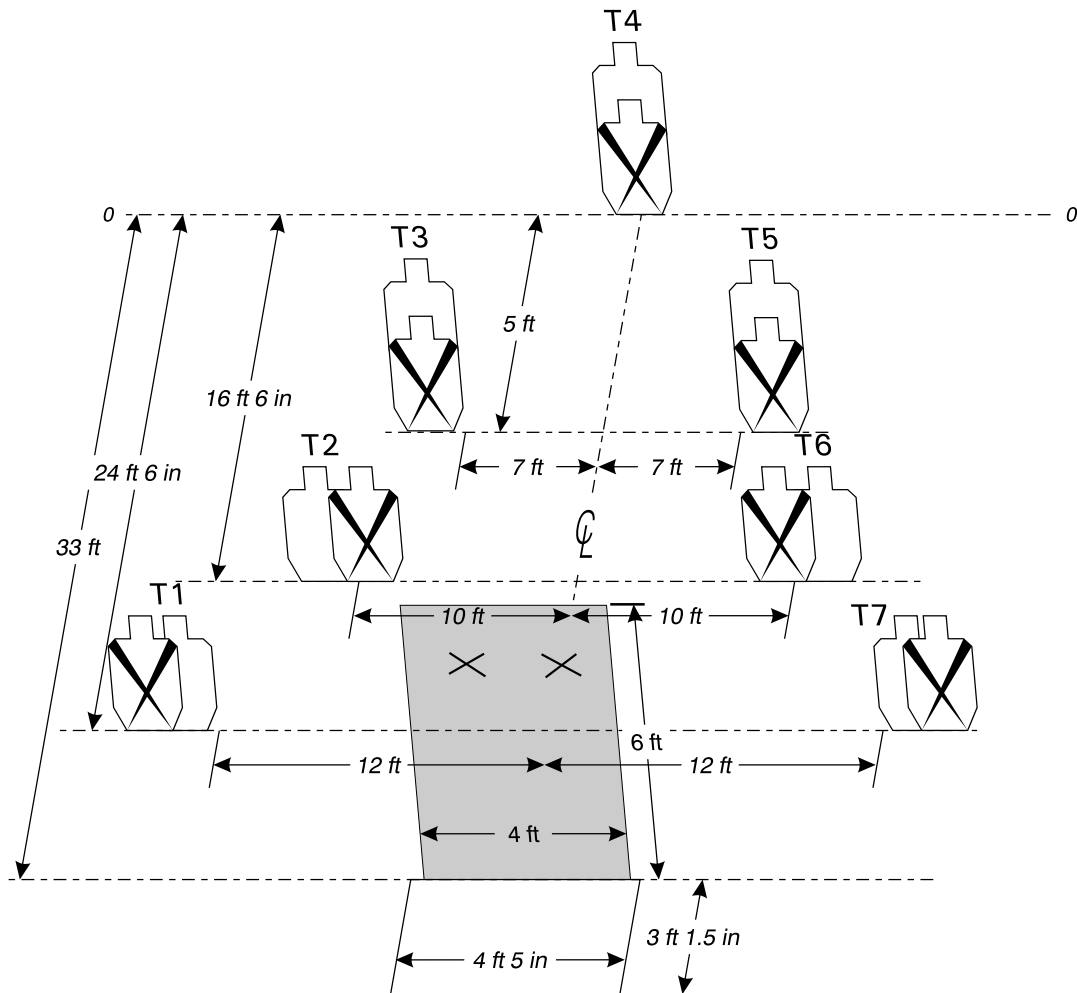
START POSITION: Standing behind barricade, hands on X's. Handgun is loaded and holstered as per ready condition in rule 8.1.1 and 8.1.2.

STAGE PROCEDURE

Upon start signal, engage all targets as visible from behind barricade. All rounds must be fired within the confines of the fault lines.

SCORING

SCORING: Comstock, 14 rounds, 70 points
TARGETS: 7 Metric
SCORED HITS: Best 2/paper
START - STOP: Audible - Last shot
PENALTIES: Per current edition of USPSA Handgun Competition Rules



SETUP NOTES: Set paper targets to 5 feet high at shoulders. X's on barricade are 64 inches up from bottom, centered on barricade and 12 inches apart. No-shoots on T1 and T7 cover half the A zones. Perfs of non-scoring borders of no-shoots on T2 and T6 overlay



perfs of A zones. Tops of no-shoots on T3, T4, and T5 are 5 1/2 inches down from top perforation of the lower A zones. The measurement of 10 feet on T2 and T6 is from the center line to the inner edge of target, not no-shoot.

CM 06-01 Big Barricade

Written Stage Briefing

Big Barricade is a 14 round, 70 point, Comstock classifier course. There are 7 metric targets. The best 2 hits per paper will score. The start signal is audible.

The start position is standing behind the barricade, facing downrange, hands on X's. Your handgun is loaded and holstered.

PCC start position is standing behind the barricade, facing downrange, loaded carbine held in both hands with stock on belt, muzzle touching mark in center of barricade, safety on.

On the audible start signal, engage targets from within the fault lines.

Note: The mark for PCC is 3 feet above ground, centered on barricade.





CM 06-01 Big Barricade

TGT	A	B	C	D	M	
T1						2
T2						2
T3						2
T4						2
T5						2
T6						2
T7						2

USE NUMBERS - NOT HASHMARKS

TOTAL HITS						14
MAJ	X5	X4	X4	X2	X-10	
MIN	X5	X3	X3	X1	X-10	

COMSTOCK PENALTIES

PROCEDURAL (-10 EACH)

NO-SHOOT HIT (-10 EACH)

TIME

TOTAL TIME

.

STATS ONLY

+ + + - =

MINUS PENALTIES OF

EQUALS TOTAL SCORE

DIVIDED BY TIME OF

HIT FACTOR =

(4 DECIMAL PLACES)



Shooter:

RO:

REMARKS

SHOOTER NUMBER

Open Lim. Lim. 10 Prod. Rev. Sing. St. MAJOR minor

NAME _____ USPSA _____

Stage 2

I Want To Hit That

SCORING: This is a 20 round, 100 point, Comstock course of fire.

TARGETS: 4 USPSA targets, 5 USPSA Poppers and 7 USPSA Mini Poppers.

SCORED HITS: Best 2 per USPSA, steel down = 1A

START-STOP: Audible - Last shot

PENALTIES: Per the current edition of the USPSA Rule Book.

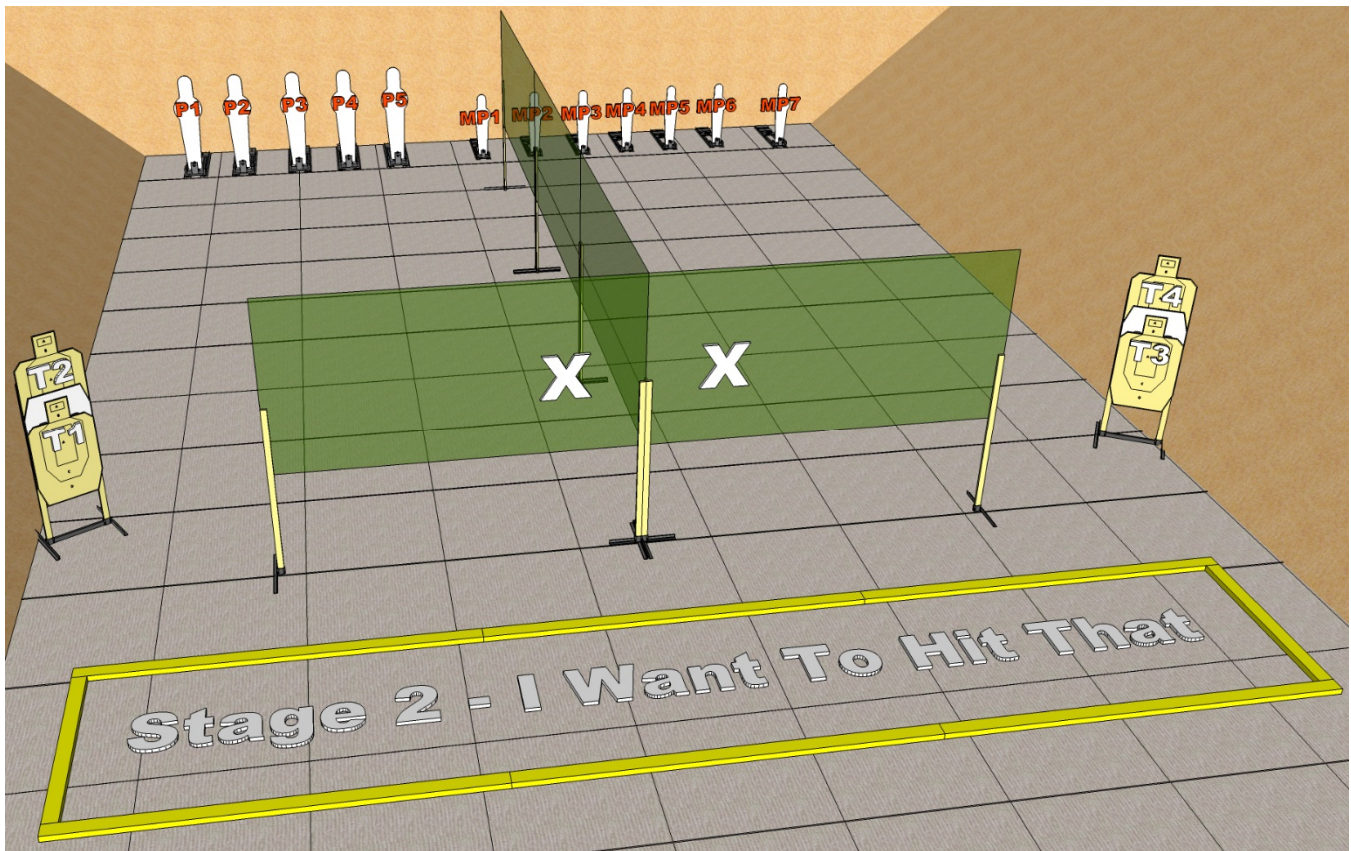
STARTING POSITION: Facing downrange, with Strong hand on either mark. Handgun is loaded and holstered.

PCC is facing downrange. PCC is loaded, held in both hands, stock touching belt and muzzle pointed downrange touching either mark.

STAGE PROCEDURE: Upon start signal, engage targets from within the shooting area.

Are there any questions?

You have 5 minutes to walk the stage...good luck!



Stage 2

I Want To Hit That

USE NUMBERS - NOT HASH MARKS

TGT	A	C	D	M	
T1	<input type="text"/>	<input type="text"/>	<input type="text"/>	<input type="text"/>	2
T2	<input type="text"/>	<input type="text"/>	<input type="text"/>	<input type="text"/>	2
T3	<input type="text"/>	<input type="text"/>	<input type="text"/>	<input type="text"/>	2
T4	<input type="text"/>	<input type="text"/>	<input type="text"/>	<input type="text"/>	2
STL	<input type="text"/>			<input type="text"/>	12
TOTAL HITS	<input type="text"/>	<input type="text"/>	<input type="text"/>	<input type="text"/>	20
MAJ	X5	X4	X2	X-10	
MIN	X5	X3	X1	X-10	

COMSTOCK PENALTIES

PROCEDURAL (-10 EACH)

NO-SHOOT HIT (-10 EACH)

TIME

TOTAL TIME

•

STATS ONLY

=

MINUS PENALTIES OF

EQUALS TOTAL SCORE

DIVIDED BY TIME OF

HIT FACTOR =

(3 DECIMAL PLACES)

SHOOTER NUMBER **Open Limited L-10 SS Prod Carry Optics PCC Revolver** MAJOR minor

NAME _____ USPSA # _____

Stage 3

Long Walk Off Short Stage

SCORING: This is a 25 round, 125 point, Comstock course of fire.

TARGETS: 12 USPSA targets, 1 USPSA Popper

SCORED HITS: Best 2 per USPSA, steel down = 1A

START-STOP: Audible - Last shot

PENALTIES: Per the current edition of the USPSA Rule Book.

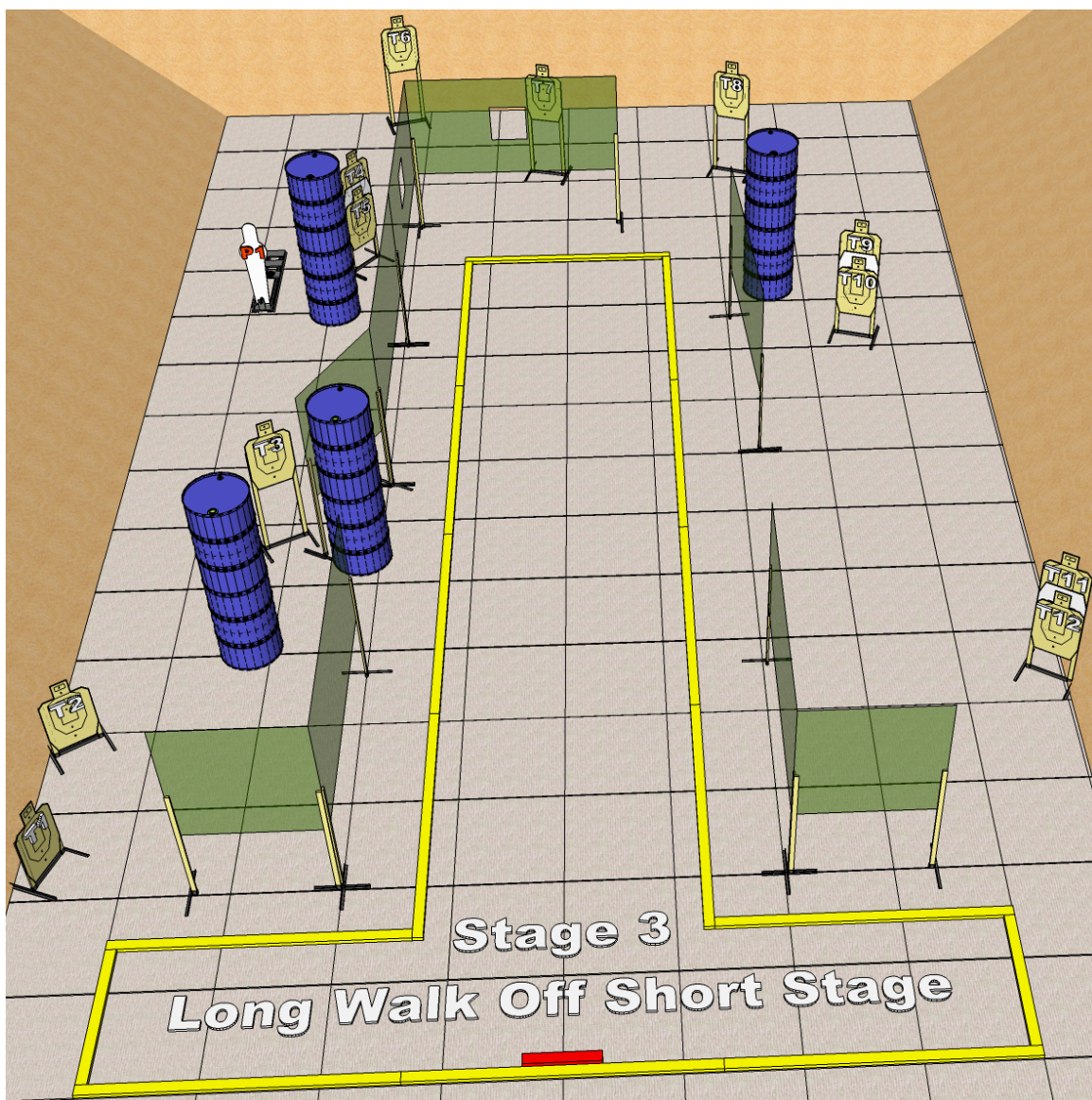
STARTING POSITION: Facing downrange, with feet touching Start Stick and wrists below belt. Handgun is loaded and holstered.

PCC is facing downrange with feet touching Start Stick. PCC is loaded, held in both hands, stock touching belt and muzzle pointed downrange.

STAGE PROCEDURE: Upon start signal, engage targets from within the shooting area.

Are there any questions?

You have 5 minutes to walk the stage...good luck!



Stage 3 Long Walk Off Short Stage

TGT	A	C	D	M	
USE NUMBERS - NOT HASH MARKS					
T1	<input type="text"/>	<input type="text"/>	<input type="text"/>	<input type="text"/>	2
T2	<input type="text"/>	<input type="text"/>	<input type="text"/>	<input type="text"/>	2
T3	<input type="text"/>	<input type="text"/>	<input type="text"/>	<input type="text"/>	2
T4	<input type="text"/>	<input type="text"/>	<input type="text"/>	<input type="text"/>	2
T5	<input type="text"/>	<input type="text"/>	<input type="text"/>	<input type="text"/>	2
T6	<input type="text"/>	<input type="text"/>	<input type="text"/>	<input type="text"/>	2
T7	<input type="text"/>	<input type="text"/>	<input type="text"/>	<input type="text"/>	2
T8	<input type="text"/>	<input type="text"/>	<input type="text"/>	<input type="text"/>	2
T9	<input type="text"/>	<input type="text"/>	<input type="text"/>	<input type="text"/>	2
T10	<input type="text"/>	<input type="text"/>	<input type="text"/>	<input type="text"/>	2
T11	<input type="text"/>	<input type="text"/>	<input type="text"/>	<input type="text"/>	2
T12	<input type="text"/>	<input type="text"/>	<input type="text"/>	<input type="text"/>	2
STL	<input type="text"/>			<input type="text"/>	1

TOTAL HITS	<input type="text"/>	<input type="text"/>	<input type="text"/>	<input type="text"/>	25
MAJ	X5	X4	X2	X-10	
MIN	X5	X3	X1	X-10	

STATS ONLY

<input type="text"/>	<input type="text"/>	<input type="text"/>	<input type="text"/>	=	<input type="text"/>
MINUS PENALTIES OF					
EQUALS TOTAL SCORE					
DIVIDED BY TIME OF					
HIT FACTOR =					
(3 DECIMAL PLACES)					

COMSTOCK PENALTIES

PROCEDURAL (-10 EACH)

NO-SHOOT HIT (-10 EACH)

TIME

TOTAL TIME

SHOOTER NUMBER **Open Limited L-10 SS Prod Carry Optics PCC Revolver** MAJOR minor

NAME _____ USPSA # _____

Stage 4

Turtle Power

SCORING: This is a 32 round, 160 point, Comstock course of fire.

TARGETS: 15 IPSC targets, 2 USPSA Poppers

SCORED HITS: Best 2 per IPSC, steel down = 1A

START-STOP: Audible - Last shot

PENALTIES: Per the current edition of the USPSA Rule Book.

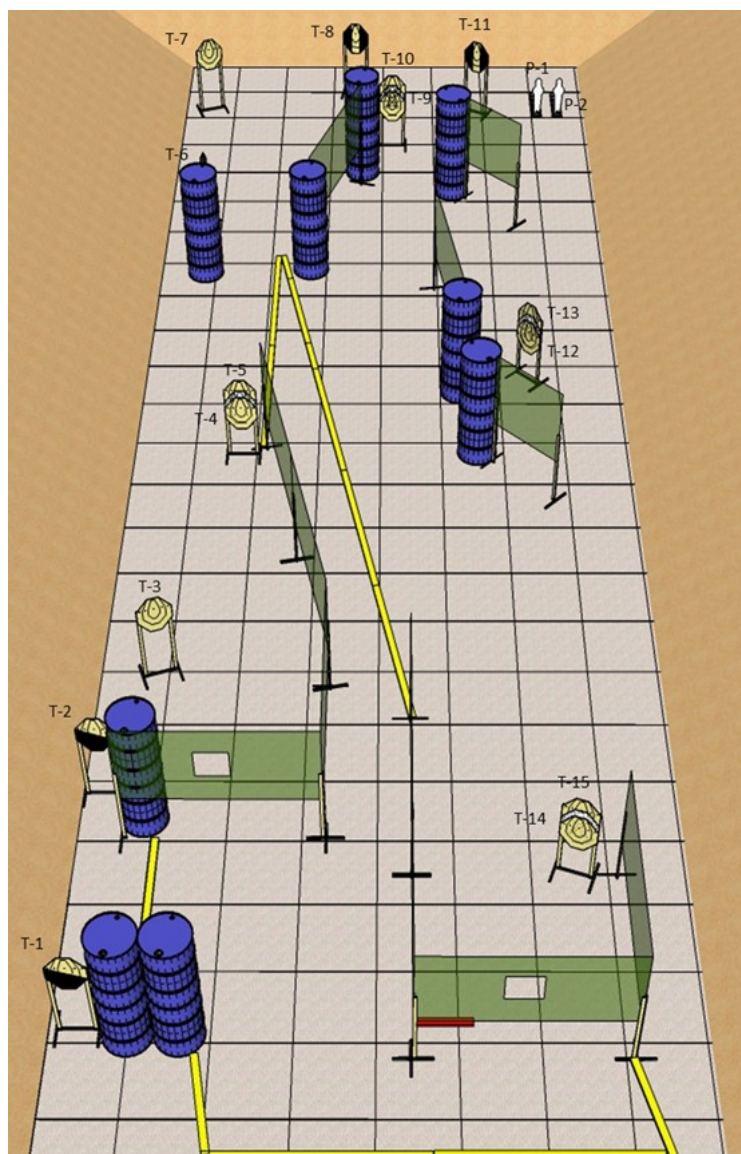
STARTING POSITION: Facing downrange, with both hands touching Start Stick. Handgun is loaded and holstered.

PCC is facing downrange with toes on marks. PCC is loaded, held in both hands, stock touching belt and muzzle touching Start Stick.

STAGE PROCEDURE: Upon start signal, engage targets from within the shooting area.

Are there any questions?

You have 5 minutes to walk the stage...good luck!



Stage 4

Turtle Power

TGT	A	C	D	M	
USE NUMBERS - NOT HASH MARKS					
T1	<input type="text"/>	<input type="text"/>	<input type="text"/>	<input type="text"/>	2
T2	<input type="text"/>	<input type="text"/>	<input type="text"/>	<input type="text"/>	2
T3	<input type="text"/>	<input type="text"/>	<input type="text"/>	<input type="text"/>	2
T4	<input type="text"/>	<input type="text"/>	<input type="text"/>	<input type="text"/>	2
T5	<input type="text"/>	<input type="text"/>	<input type="text"/>	<input type="text"/>	2
T6	<input type="text"/>	<input type="text"/>	<input type="text"/>	<input type="text"/>	2
T7	<input type="text"/>	<input type="text"/>	<input type="text"/>	<input type="text"/>	2
T8	<input type="text"/>	<input type="text"/>	<input type="text"/>	<input type="text"/>	2
T9	<input type="text"/>	<input type="text"/>	<input type="text"/>	<input type="text"/>	2
T10	<input type="text"/>	<input type="text"/>	<input type="text"/>	<input type="text"/>	2
T11	<input type="text"/>	<input type="text"/>	<input type="text"/>	<input type="text"/>	2
T12	<input type="text"/>	<input type="text"/>	<input type="text"/>	<input type="text"/>	2
T13	<input type="text"/>	<input type="text"/>	<input type="text"/>	<input type="text"/>	2
T14	<input type="text"/>	<input type="text"/>	<input type="text"/>	<input type="text"/>	2
T15	<input type="text"/>	<input type="text"/>	<input type="text"/>	<input type="text"/>	2
STL	<input type="text"/>			<input type="text"/>	2

TOTAL HITS	<input type="text"/>	<input type="text"/>	<input type="text"/>	<input type="text"/>	32
MAJ	X5	X4	X2	X-10	
MIN	X5	X3	X1	X-10	

COMSTOCK PENALTIES

PROCEDURAL (-10 EACH)

NO-SHOOT HIT (-10 EACH)

TIME

TOTAL TIME

STATS ONLY =

MINUS PENALTIES OF

EQUALS TOTAL SCORE

DIVIDED BY TIME OF

HIT FACTOR =

(3 DECIMAL PLACES)

SHOOTER NUMBER **Open Limited L-10 SS Prod Carry Optics PCC Revolver** **MAJOR** **minor**

NAME _____ USPSA # _____

Stage 5 Don't Be Bringing Skate Boards

SCORING: This is a 30 round, 150 point, Comstock course of fire.

TARGETS: 15 USPSA targets

SCORED HITS: Best 2 per USPSA

START-STOP: Audible - Last shot

PENALTIES: Per the current edition of the USPSA Rule Book.

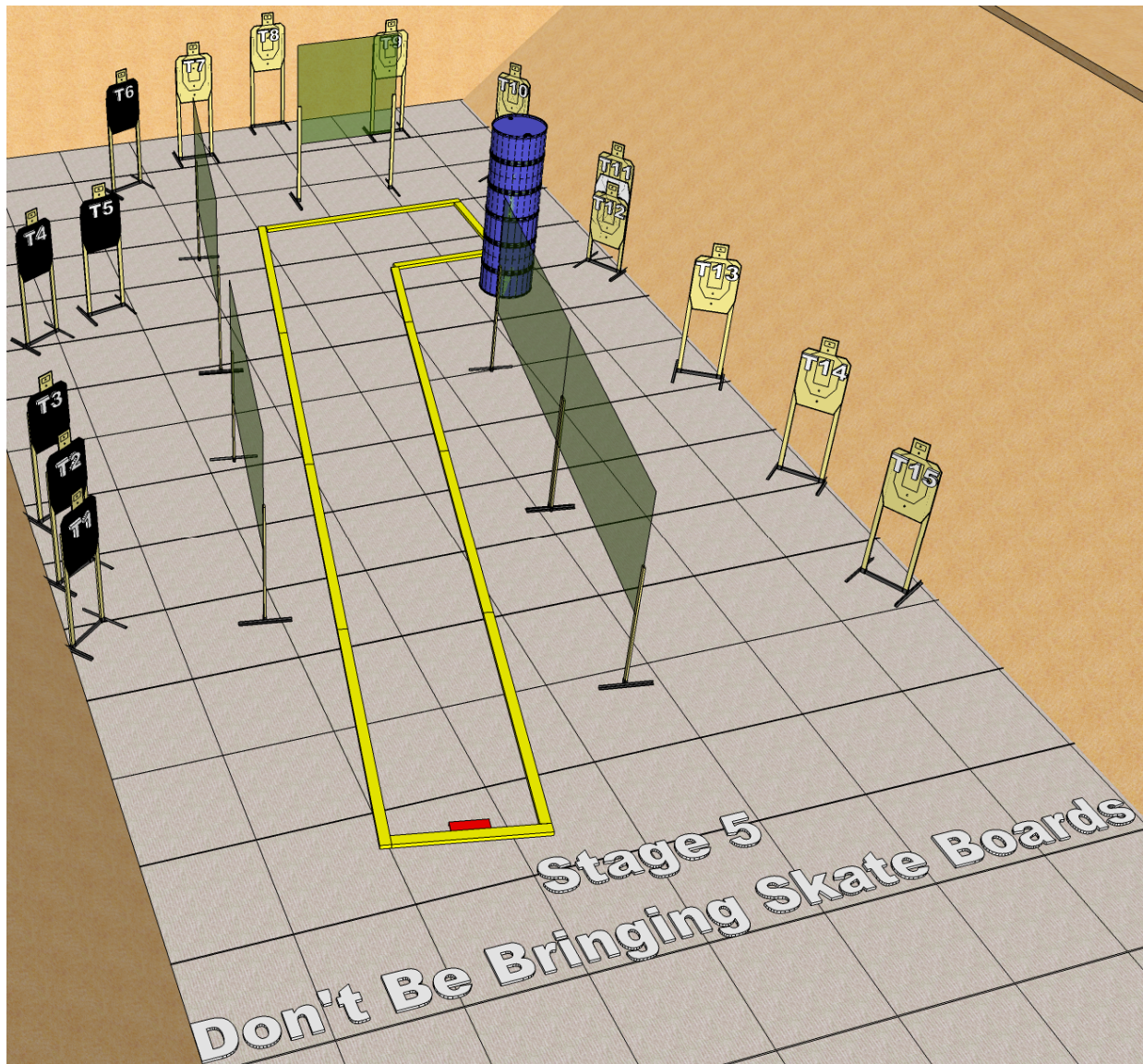
STARTING POSITION: Facing downrange, with feet touching Start Stick and wrists below belt. Handgun is loaded and holstered.

PCC is facing downrange with feet touching Start Stick. PCC is loaded, held in both hands, stock touching belt and muzzle pointed downrange.

STAGE PROCEDURE: Upon start signal, engage targets from within the shooting area.

Are there any questions?

You have 5 minutes to walk the stage...good luck!



Stage 5 Don't Be Bringing Skate Boards

TGT	A	C	D	M	
USE NUMBERS - NOT HASH MARKS					
T1	<input type="text"/>	<input type="text"/>	<input type="text"/>	<input type="text"/>	2
T2	<input type="text"/>	<input type="text"/>	<input type="text"/>	<input type="text"/>	2
T3	<input type="text"/>	<input type="text"/>	<input type="text"/>	<input type="text"/>	2
T4	<input type="text"/>	<input type="text"/>	<input type="text"/>	<input type="text"/>	2
T5	<input type="text"/>	<input type="text"/>	<input type="text"/>	<input type="text"/>	2
T6	<input type="text"/>	<input type="text"/>	<input type="text"/>	<input type="text"/>	2
T7	<input type="text"/>	<input type="text"/>	<input type="text"/>	<input type="text"/>	2
T8	<input type="text"/>	<input type="text"/>	<input type="text"/>	<input type="text"/>	2
T9	<input type="text"/>	<input type="text"/>	<input type="text"/>	<input type="text"/>	2
T10	<input type="text"/>	<input type="text"/>	<input type="text"/>	<input type="text"/>	2
T11	<input type="text"/>	<input type="text"/>	<input type="text"/>	<input type="text"/>	2
T12	<input type="text"/>	<input type="text"/>	<input type="text"/>	<input type="text"/>	2
T13	<input type="text"/>	<input type="text"/>	<input type="text"/>	<input type="text"/>	2
T14	<input type="text"/>	<input type="text"/>	<input type="text"/>	<input type="text"/>	2
T15	<input type="text"/>	<input type="text"/>	<input type="text"/>	<input type="text"/>	2

TOTAL HITS	<input type="text"/>	<input type="text"/>	<input type="text"/>	<input type="text"/>	30
MAJ	X5	X4	X2	X-10	
MIN	X5	X3	X1	X-10	

COMSTOCK PENALTIES

PROCEDURAL (-10 EACH)

NO-SHOOT HIT (-10 EACH)

TIME

TOTAL TIME

STATS ONLY =

MINUS PENALTIES OF

EQUALS TOTAL SCORE

DIVIDED BY TIME OF

HIT FACTOR =

(3 DECIMAL PLACES)

SHOOTER NUMBER **Open Limited L-10 SS Prod Carry Optics PCC Revolver** MAJOR minor

NAME _____ USPSA # _____

Stage 6

Over & Under

SCORING: This is a 16 round, 80 point, Comstock course of fire.

TARGETS: 8 USPSA targets

SCORED HITS: Best 2 per USPSA, steel down = 1A

START-STOP: Audible - Last shot

PENALTIES: Per the current edition of the USPSA Rule Book.

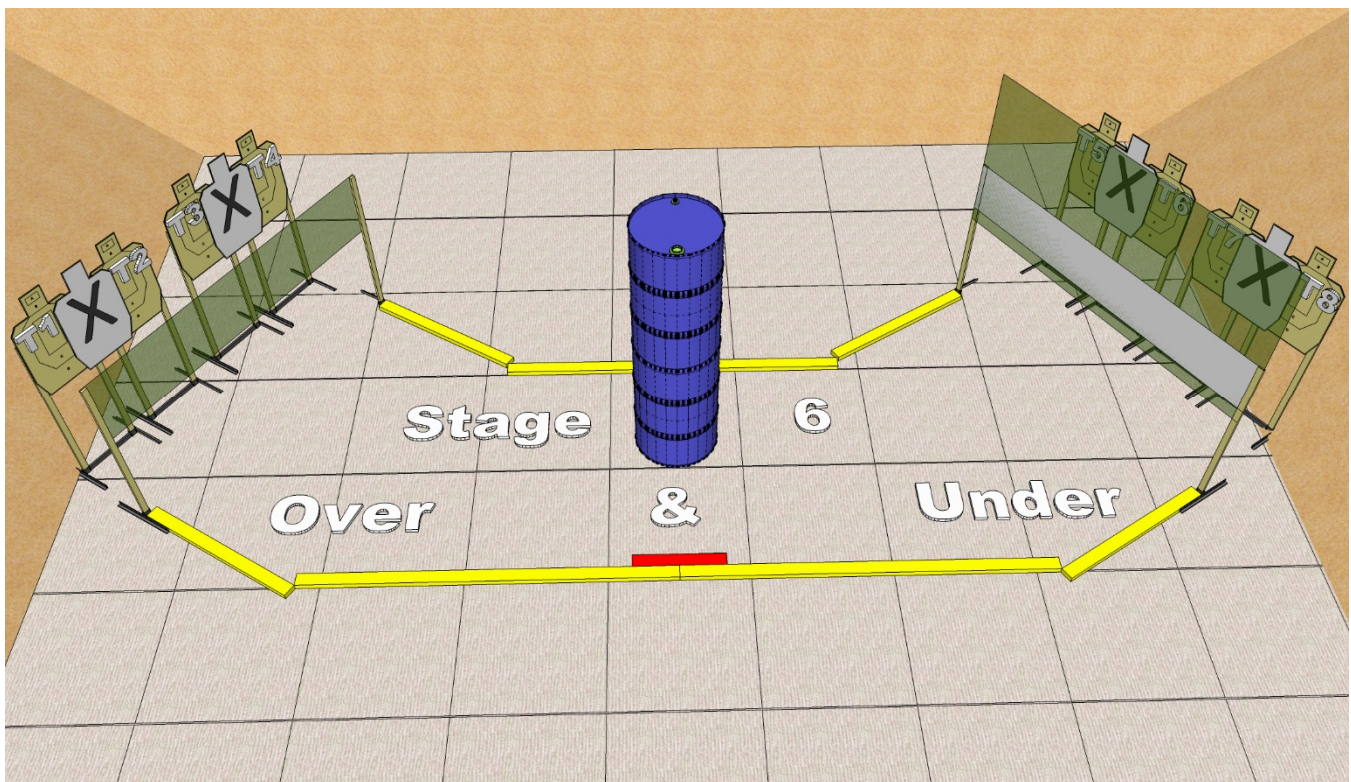
STARTING POSITION: Facing downrange, with feet touching Start Stick and wrists below belt. Handgun is loaded and holstered.

PCC is facing downrange with feet touching Start Stick. PCC is loaded, held in both hands, stock touching belt and muzzle pointed downrange.

STAGE PROCEDURE: Upon start signal, engage targets from within the shooting area.

Are there any questions?

You have 5 minutes to walk the stage...good luck!



Stage 6

Over & Under

TGT	A	C	D	M	
T1	<input type="text"/>	<input type="text"/>	<input type="text"/>	<input type="text"/>	2
T2	<input type="text"/>	<input type="text"/>	<input type="text"/>	<input type="text"/>	2
T3	<input type="text"/>	<input type="text"/>	<input type="text"/>	<input type="text"/>	2
T4	<input type="text"/>	<input type="text"/>	<input type="text"/>	<input type="text"/>	2
T5	<input type="text"/>	<input type="text"/>	<input type="text"/>	<input type="text"/>	2
T6	<input type="text"/>	<input type="text"/>	<input type="text"/>	<input type="text"/>	2
T7	<input type="text"/>	<input type="text"/>	<input type="text"/>	<input type="text"/>	2
T8	<input type="text"/>	<input type="text"/>	<input type="text"/>	<input type="text"/>	2

USE NUMBERS - NOT HASH MARKS

TOTAL HITS	<input type="text"/>	<input type="text"/>	<input type="text"/>	<input type="text"/>	16
MAJ	X5	X4	X2	X-10	
MIN	X5	X3	X1	X-10	

COMSTOCK PENALTIES

PROCEDURAL (-10 EACH)

NO-SHOOT HIT (-10 EACH)

TIME

TOTAL TIME

.

STATS ONLY

<input type="text"/>	<input type="text"/>	<input type="text"/>	<input type="text"/>	=	<input type="text"/>
----------------------	----------------------	----------------------	----------------------	---	----------------------

MINUS PENALTIES OF

EQUALS TOTAL SCORE

DIVIDED BY TIME OF

HIT FACTOR =

(3 DECIMAL PLACES)

SHOOTER NUMBER	Open Limited L-10 SS Prod Carry Optics PCC Revolver	MAJOR minor
----------------	---	-------------

	NAME _____	USPSA # _____
--	------------	---------------