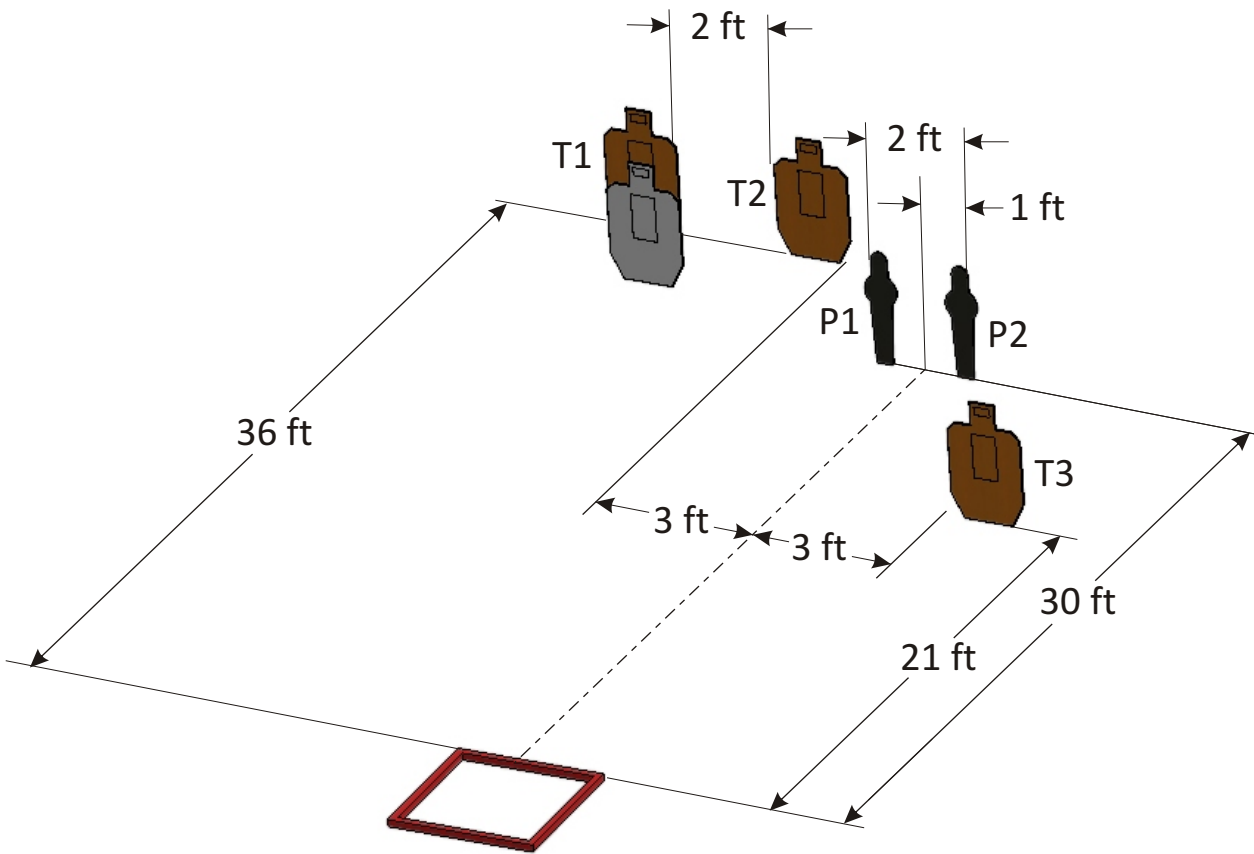




CM 18-07 Someone Is Always Willing To Pay

RULES: USPSA Handgun Competition Rules, current edition. Course Designer: Nationals Design Team

<p>STAGE PROCEDURE</p> <p>From within box engage T1-3 or P1-P2 then perform a mandatory reload and engage remaining targets.</p>	<p>Scoring: Comstock, 8 rounds, 40 points</p> <p>Targets: 3 USPSA Targets, 2 USPSA Mini Poppers.</p> <p>Scored Hits: Best 2/paper, steel must fall.</p> <p>Start - Stop: Audible - Last Shot</p> <p>Penalties: Per current edition of USPSA Handgun Competition Rules.</p>
---	---



SETUP NOTES: Set targets 5 feet to top. Box is 3 feet by 3 feet. Left edge of no-shoot is lined up with left edge of A-zone, top of no-shoot (not the scoring zone line) is lined up with bottom of target lettering.



CM 18-07 Someone Is Always Willing To Pay

Someone Is Always Willing To Pay is a 8 round, 40-point, Comstock Speed Shoot. There are 3 USPSA targets and 2 USPSA Mini poppers. The best 2 hits per paper will score and steel must fall to score.

The handgun start position is standing inside shooting area, facing downrange, wrists below belt with handgun loaded and holstered.

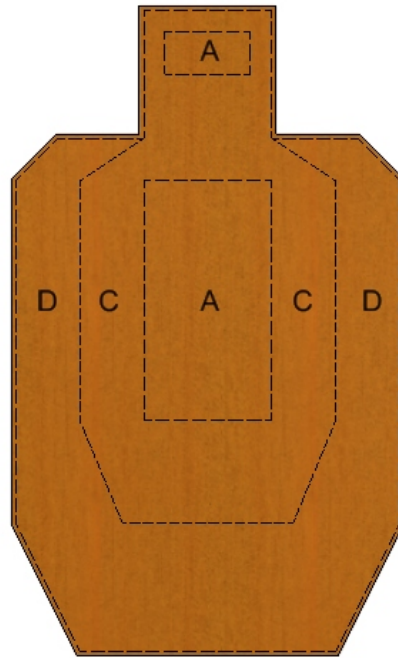
The PCC start position is standing inside shooting area, facing downrange, holding loaded PCC, stock on belt, and muzzle pointing downrange.

On the audible start signal from within shooting area, engage T1-T3 or P1 & P2, perform a mandatory reload, and engage remaining targets.

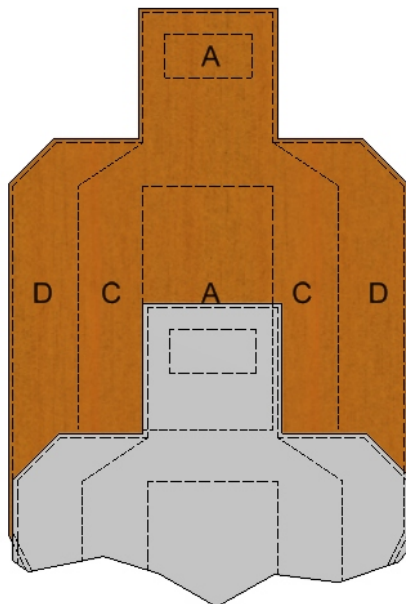




CM 18-07 Someone Is Always Willing To Pay



All Targets are USPSA



NO-SHOOT DETAIL



Stage 2

Speedy Paper

RULES: Practical Shooting Handbook, Latest Edition **COURSE DESIGNER:** Bretton Rebol


START POSITION: Standing anywhere in shooting area. Handgun is loaded and holstered.
PCC is loaded and held in both hands, with butt on belt and muzzle pointed safely downrange.

STAGE PROCEDURE

On start signal, engage T1-T4 with two (2) rounds each.
Perform a mandatory reload and engage T1-T4 with two (2) rounds each weak hand or weak shoulder only.

SCORING

SCORING: Comstock, 16 rounds, 80 points
TARGETS: 4 USPSA
SCORED HITS: Best 4 per USPSA
START-STOP: Audible - Last shot
PENALTIES: Procedural. -10
No-shoot hit. -10
Miss. -10



SETUP NOTES: Setup No Shoots so that there is no place to engage all four targets from one spot.
Shooting area is 8' x 2'.

RO NOTES: Check the No Shoots FIRST!

Stage 2

Speedy Paper

TGT	A	C	D	M	
USE NUMBERS - NOT HASH MARKS					
T1	<input type="text"/>	<input type="text"/>	<input type="text"/>	<input type="text"/>	4
T2	<input type="text"/>	<input type="text"/>	<input type="text"/>	<input type="text"/>	4
T3	<input type="text"/>	<input type="text"/>	<input type="text"/>	<input type="text"/>	4
T4	<input type="text"/>	<input type="text"/>	<input type="text"/>	<input type="text"/>	4
TOTAL HITS	<input type="text"/>	<input type="text"/>	<input type="text"/>	<input type="text"/>	16
MAJ	X5	X4	X2	X-10	
MIN	X5	X3	X1	X-10	

COMSTOCK PENALTIES

PROCEDURAL (-10 EACH)

NO-SHOOT HIT (-10 EACH)

TIME

TOTAL TIME

.

STATS ONLY

<input type="text"/>	<input type="text"/>	<input type="text"/>	<input type="text"/>	=	<input type="text"/>
----------------------	----------------------	----------------------	----------------------	---	----------------------

MINUS PENALTIES OF

EQUALS TOTAL SCORE

DIVIDED BY TIME OF

HIT FACTOR =

(3 DECIMAL PLACES)

SHOOTER NUMBER Open Limited L-10 SS Prod Carry Optics PCC Revolver MAJOR minor

NAME _____ USPSA # _____

Stage 3

Double Stacked

RULES: Practical Shooting Handbook, Latest Edition **COURSE DESIGNER:** Bretton Rebol

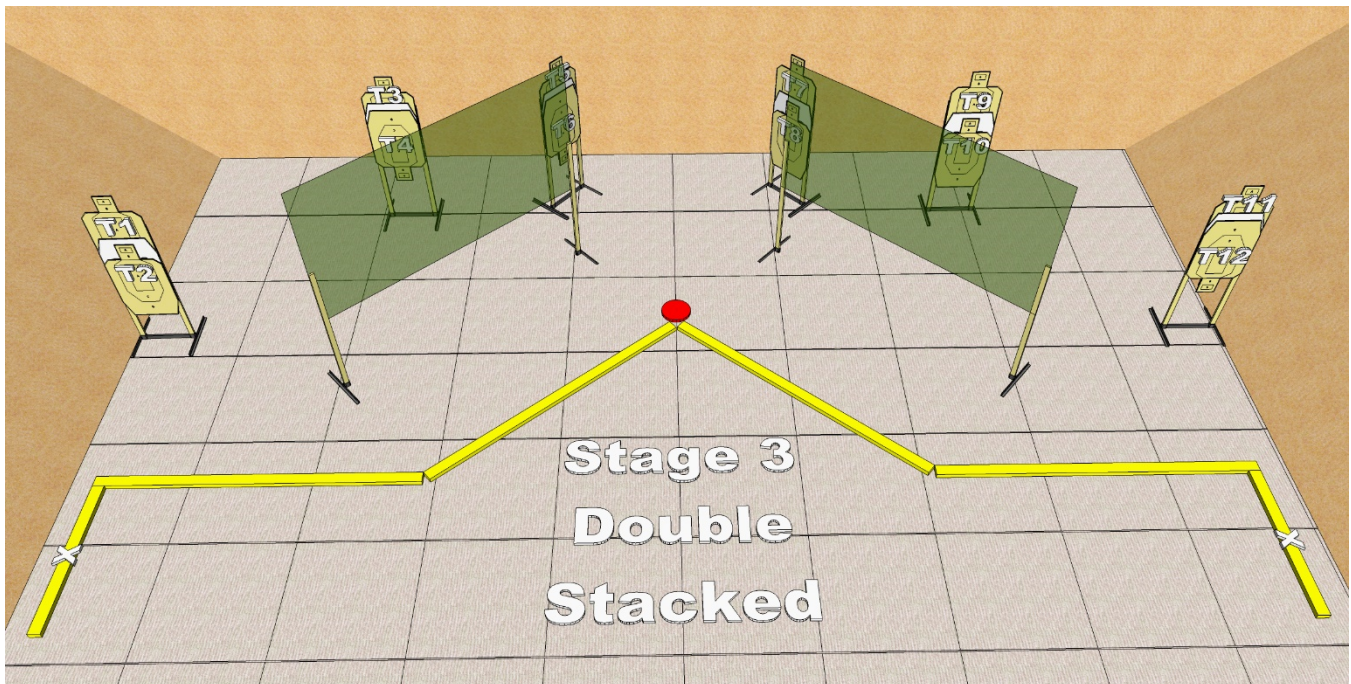
START POSITION: Standing with heels touching Fault Line on opposite sides of marks. Handgun is loaded and holstered.
PCC is loaded and held in both hands, with butt on belt and muzzle pointed at cone.

STAGE PROCEDURE

On start signal, engage T1-T12 with two (2) rounds each from within the shooting area.

SCORING

SCORING: Comstock, 24 rounds, 120 points
TARGETS: 12 USPSA
SCORED HITS: Best 2 per USPSA
START-STOP: Audible - Last shot
PENALTIES: Procedural. -10
No-shoot hit. -10
Miss. -10



SETUP NOTES: Use the diagram. T3-T10 are behind the walls to force the shooter to both ends of the shooting area.

RO NOTES: Watch the 180 and Foot Faults.

Stage 3

Double Stacked

TGT A C D M
 USE NUMBERS - NOT HASH MARKS

T1					2
T2					2
T3					2
T4					2
T5					2
T6					2
T7					2
T8					2
T9					2
T10					2
T11					2
T12					2
TOTAL HITS					24
MAJ	X5	X4	X2	X-10	
MIN	X5	X3	X1	X-10	

COMSTOCK PENALTIES

PROCEDURAL (-10 EACH)

NO-SHOOT HIT (-10 EACH)

TIME

TOTAL TIME

.

STATS ONLY =

MINUS PENALTIES OF

EQUALS TOTAL SCORE

DIVIDED BY TIME OF

HIT FACTOR =

(3 DECIMAL PLACES)

SHOOTER NUMBER MAJOR minor

NAME _____ USPSA # _____

Stage 4

Some What of a Long Shot

RULES: Practical Shooting Handbook, Latest Edition **COURSE DESIGNER:** Bretton Rebol

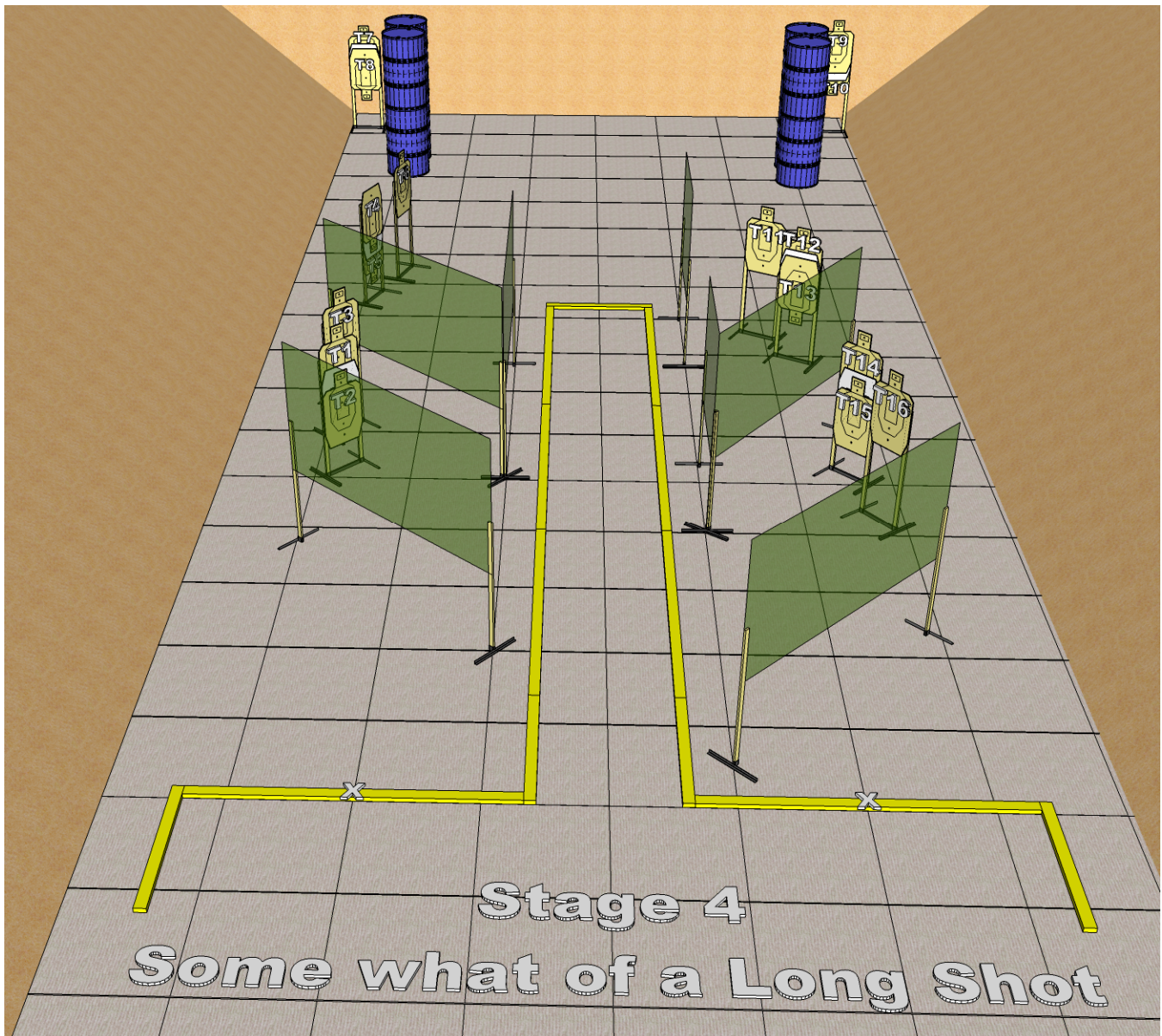
START POSITION: Standing with feet touching the Fault Line on opposite sides of either mark. Handgun is loaded and holstered.
PCC is loaded and held in both hands, with butt on belt and muzzle pointed safely downrange.

STAGE PROCEDURE

On start signal, engage T1-T16 with two (2) rounds each from within the shooting area.

SCORING

SCORING: Comstock, 32 rounds, 160 points
TARGETS: 16 USPSA
SCORED HITS: Best 2 per USPSA
START-STOP: Audible - Last shot
PENALTIES: Procedural. -10
No-shoot hit. -10
Miss. -10



SETUP NOTES: Far targets on both sides are ~50' from the rear Fault Lines. Stagger the walls as shown.

RO NOTES: Watch for Foot Faults.

Stage 4

Some what of a long shot

TGT A C D M
 USE NUMBERS - NOT HASH MARKS

T1					2
T2					2
T3					2
T4					2
T5					2
T6					2
T7					2
T8					2
T9					2
T10					2
T11					2
T12					2
T13					2
T14					2
T15					2
T16					2

TOTAL HITS					32
MAJ	X5	X4	X2	X-10	
MIN	X5	X3	X1	X-10	

COMSTOCK PENALTIES

PROCEDURAL (-10 EACH)

NO-SHOOT HIT (-10 EACH)

TIME

TOTAL TIME

•

STATS ONLY =

MINUS PENALTIES OF

EQUALS TOTAL SCORE

DIVIDED BY TIME OF

HIT FACTOR = (3 DECIMAL PLACES)

SHOOTER NUMBER **Open Limited L-10 SS Prod Carry Optics PCC Revolver** **MAJOR** minor

NAME _____ USPSA # _____

Stage 5

Is it too early for this s**t?

RULES: Practical Shooting Handbook, Latest Edition **COURSE DESIGNER:** Bretton Rebol & Bud Connolly


START POSITION: Standing with both hands “grasping” the port. Handgun is loaded and holstered.
PCC is loaded and held in both hands, with butt on belt and muzzle touching any port.

STAGE PROCEDURE

On start signal, engage T1-T1 with two (2) rounds each and knock down USPSA Popper P1-P3 from within the shooting area.
USPSA Popper P1 activates swinger T2 which remains visible at rest.

SCORING

SCORING: Comstock, 25 rounds, 125 points
TARGETS: 11 USPSA, 3 USPSA Poppers
SCORED HITS: Best 2 per USPSA, steel down = 1A
START-STOP: Audible - Last shot
PENALTIES: Procedural. -10
No-shoot hit. -10
Miss. -10



SETUP NOTES: Set right front fault line even with the right side of the port to prevent shooting around the right side of the wall. Ensure that swinger T2 is visible at rest.

RO NOTES: Watch for Foot Faults.

Stage 5

Is it too early for this s**t?

TGT A C D M
 USE NUMBERS - NOT HASH MARKS

T1	<input type="text"/>	<input type="text"/>	<input type="text"/>	<input type="text"/>	2
T2	<input type="text"/>	<input type="text"/>	<input type="text"/>	<input type="text"/>	2
T3	<input type="text"/>	<input type="text"/>	<input type="text"/>	<input type="text"/>	2
T4	<input type="text"/>	<input type="text"/>	<input type="text"/>	<input type="text"/>	2
T5	<input type="text"/>	<input type="text"/>	<input type="text"/>	<input type="text"/>	2
T6	<input type="text"/>	<input type="text"/>	<input type="text"/>	<input type="text"/>	2
T7	<input type="text"/>	<input type="text"/>	<input type="text"/>	<input type="text"/>	2
T8	<input type="text"/>	<input type="text"/>	<input type="text"/>	<input type="text"/>	2
T9	<input type="text"/>	<input type="text"/>	<input type="text"/>	<input type="text"/>	2
T10	<input type="text"/>	<input type="text"/>	<input type="text"/>	<input type="text"/>	2
T11	<input type="text"/>	<input type="text"/>	<input type="text"/>	<input type="text"/>	2
STL	<input type="text"/>	<input type="text"/>	<input type="text"/>	<input type="text"/>	3
TOTAL HITS	<input type="text"/>	<input type="text"/>	<input type="text"/>	<input type="text"/>	25
MAJ	X5	X4	X2	X-10	
MIN	X5	X3	X1	X-10	

COMSTOCK PENALTIES

PROCEDURAL (-10 EACH)

NO-SHOOT HIT (-10 EACH)

TIME

TOTAL TIME

STATS ONLY =

MINUS PENALTIES OF

EQUALS TOTAL SCORE

DIVIDED BY TIME OF

HIT FACTOR =

(3 DECIMAL PLACES)

SHOOTER NUMBER **Open Limited L-10 SS Prod Carry Optics PCC Revolver** **MAJOR** **minor**

NAME _____ USPSA # _____

Stage 6 We All Draw Something from a Holster

RULES: Practical Shooting Handbook, Latest Edition **COURSE DESIGNER:** Bretton Rebol & Bud Connolly

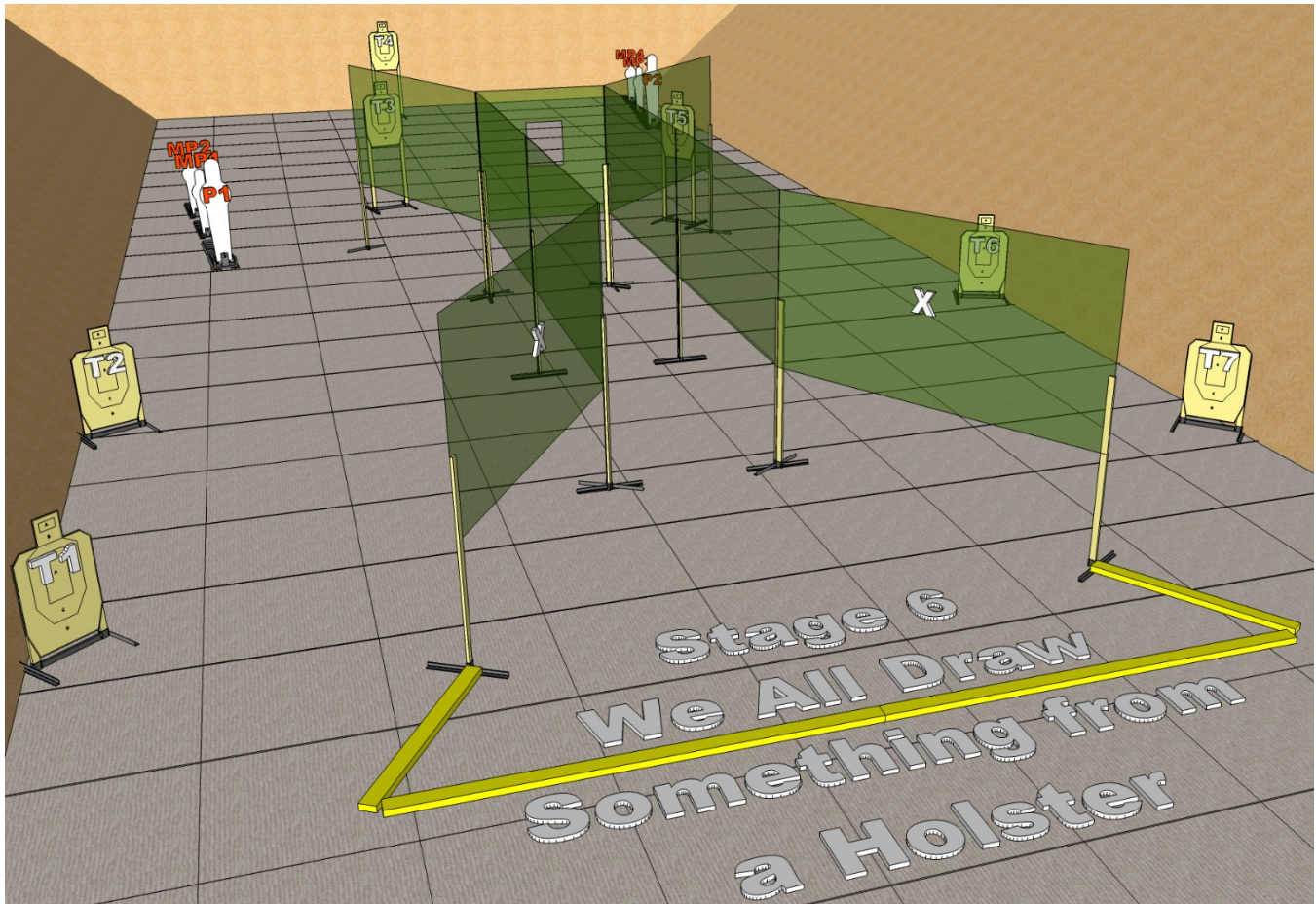
START POSITION: Standing with Strong Hand touching either mark. Handgun is loaded and holstered.
PCC is loaded and held in both hands, with butt on belt and muzzle pointed safely downrange touching either mark.

STAGE PROCEDURE

On start signal, engage T1-T7 with two (2) rounds each and knock down USPSA Popper P1 & P2 and USPSA Mini-Poppers MP1-MP4 from within the shooting area.

SCORING

SCORING: Comstock, 20 rounds, 100 points
TARGETS: 7 USPSA, 2 Poppers, 4 Mini-Poppers
SCORED HITS: Best 2 per USPSA, steel down = 1A
START-STOP: Audible - Last shot
PENALTIES: Procedural. -10
Miss. -10



SETUP NOTES: Line up the Mini-Poppers behind the USPSA Popper to the rear shooting area.

RO NOTES: Watch for Foot Faults and a quick retreat from the front port!

Stage 6 We All Draw Something from a Holster

TGT A C D M
 USE NUMBERS - NOT HASH MARKS

T1	<input type="text"/>	<input type="text"/>	<input type="text"/>	<input type="text"/>	2
T2	<input type="text"/>	<input type="text"/>	<input type="text"/>	<input type="text"/>	2
T3	<input type="text"/>	<input type="text"/>	<input type="text"/>	<input type="text"/>	2
T4	<input type="text"/>	<input type="text"/>	<input type="text"/>	<input type="text"/>	2
T5	<input type="text"/>	<input type="text"/>	<input type="text"/>	<input type="text"/>	2
T6	<input type="text"/>	<input type="text"/>	<input type="text"/>	<input type="text"/>	2
T7	<input type="text"/>	<input type="text"/>	<input type="text"/>	<input type="text"/>	2
STL	<input type="text"/>	<input type="text"/>	<input type="text"/>	<input type="text"/>	6
TOTAL HITS	<input type="text"/>	<input type="text"/>	<input type="text"/>	<input type="text"/>	20
MAJ	X5	X4	X2	X-10	
MIN	X5	X3	X1	X-10	

COMSTOCK PENALTIES

PROCEDURAL (-10 EACH)

TIME

TOTAL TIME

•

STATS ONLY

=

MINUS PENALTIES OF

EQUALS TOTAL SCORE

DIVIDED BY TIME OF

HIT FACTOR =

(3 DECIMAL PLACES)

SHOOTER NUMBER **Open Limited L-10 SS Prod Carry Optics PCC Revolver** **MAJOR** **minor**

NAME _____ USPSA # _____