

# Stage 1

# August Blazer

**RULES:** Practical Shooting Handbook, Latest Edition **COURSE DESIGNER:** Bretton Rebol

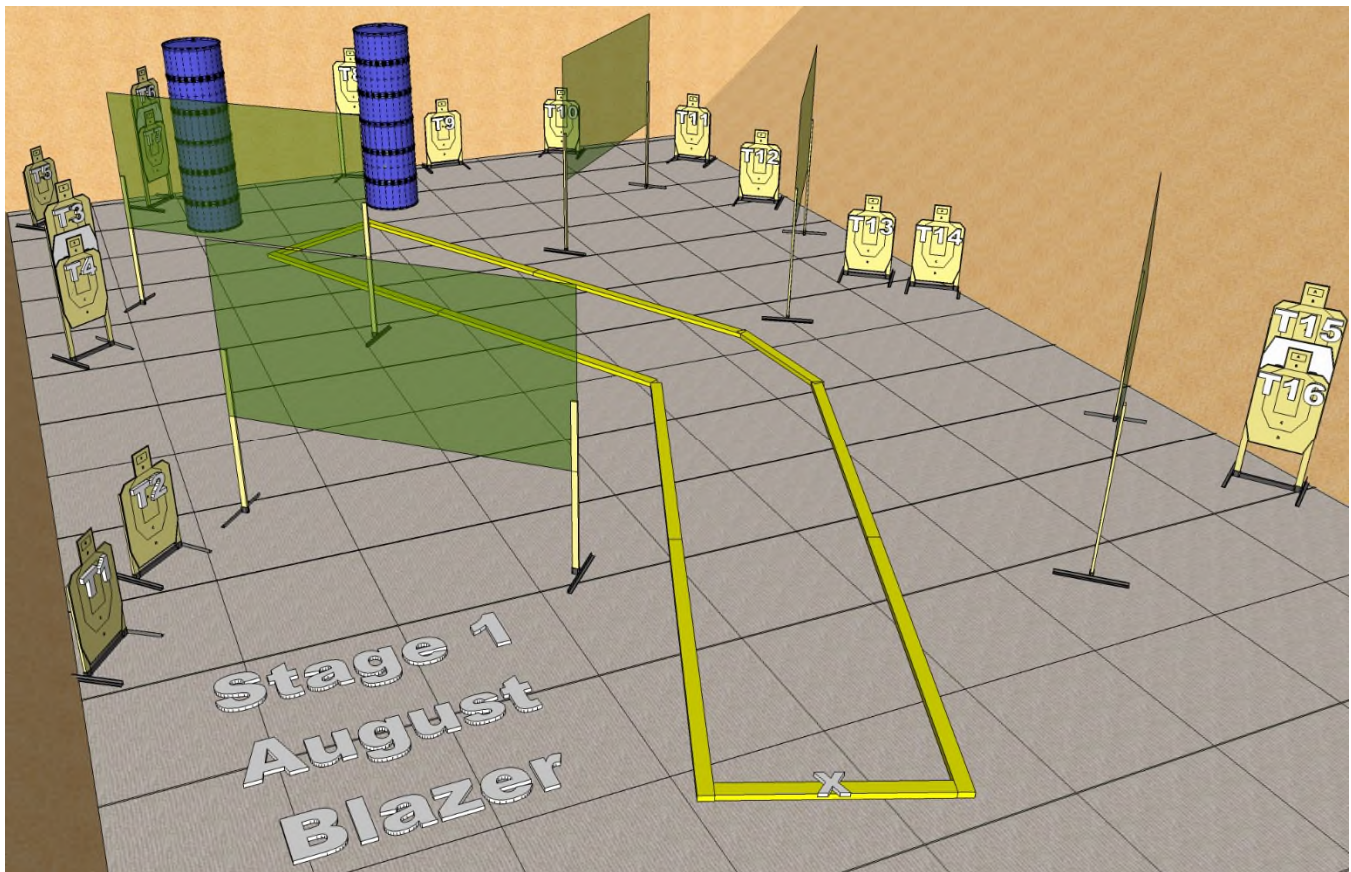
**START POSITION:** Standing with feet touching the fault line on either side of mark. Handgun is loaded and holstered as per ready condition in rule 8.1.  
PCC is unloaded, held in both hands and shouldered with muzzle pointed at the back berm.

### STAGE PROCEDURE

On start signal, engage T1-T16 with two (2) rounds each.  
All walls extend vertically to infinity.

### SCORING

**SCORING:** Comstock, 32 rounds, 160 points  
**TARGETS:** 16 Metric  
**SCORED HITS:** Best 2 per Metric  
**START-STOP:** Audible - Last shot  
**PENALTIES:** Procedural. -10  
No-shoot hit. -10  
Miss. -10



**SETUP NOTES:** T6/T7 & T8 are set behind barrels to force shooter to each corner of the shooting area. Ensure walls are placed to keep targets beyond the 180°.

**RO NOTES:** None

# Stage 2

# You Can Call Bretton Whatever You Want

**RULES:** Practical Shooting Handbook, Latest Edition    **COURSE DESIGNER:** Bretton Rebol

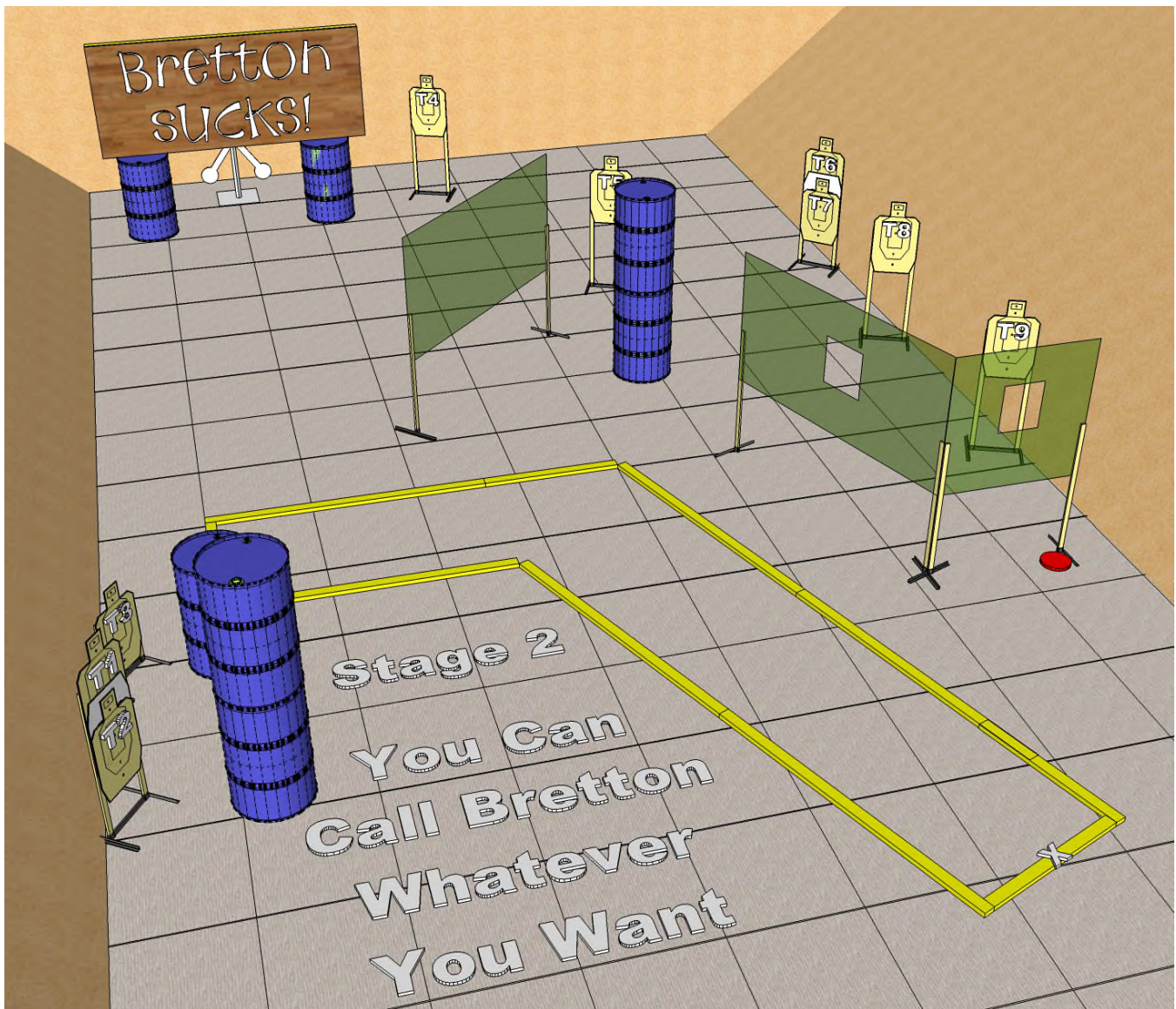
**START POSITION:** Standing with feet touching the fault line on either side of mark. Handgun is loaded and holstered as per ready condition in rule 8.1.  
PCC is loaded with safety on, held in both hands, butt on belt and muzzle pointed at cone.

### STAGE PROCEDURE

On start signal, engage T1-T9 with two (2) rounds each and knock down plates P1-P5 from within the shooting area.  
All walls extend vertically to infinity.

### SCORING

**SCORING:** Comstock, 23 rounds, 115 points  
**TARGETS:** 9 Metric, 5 Plates  
**SCORED HITS:** Best 2 per Metric, steel down = 1A  
**START-STOP:** Audible - Last shot  
**PENALTIES:** Procedural. -10  
No-shoot hit. -10  
Miss. -10



**SETUP NOTES:** Texas star is 8 yards from front Fault Line.  
Barrels next to T1-T3 block the 180°. T9 is set so that it can only be engaged from the first port.

**RO NOTES:** None

# Stage 3

# Because Nick Asked For It

**RULES:** Practical Shooting Handbook, Latest Edition **COURSE DESIGNER:** Bretton Rebol

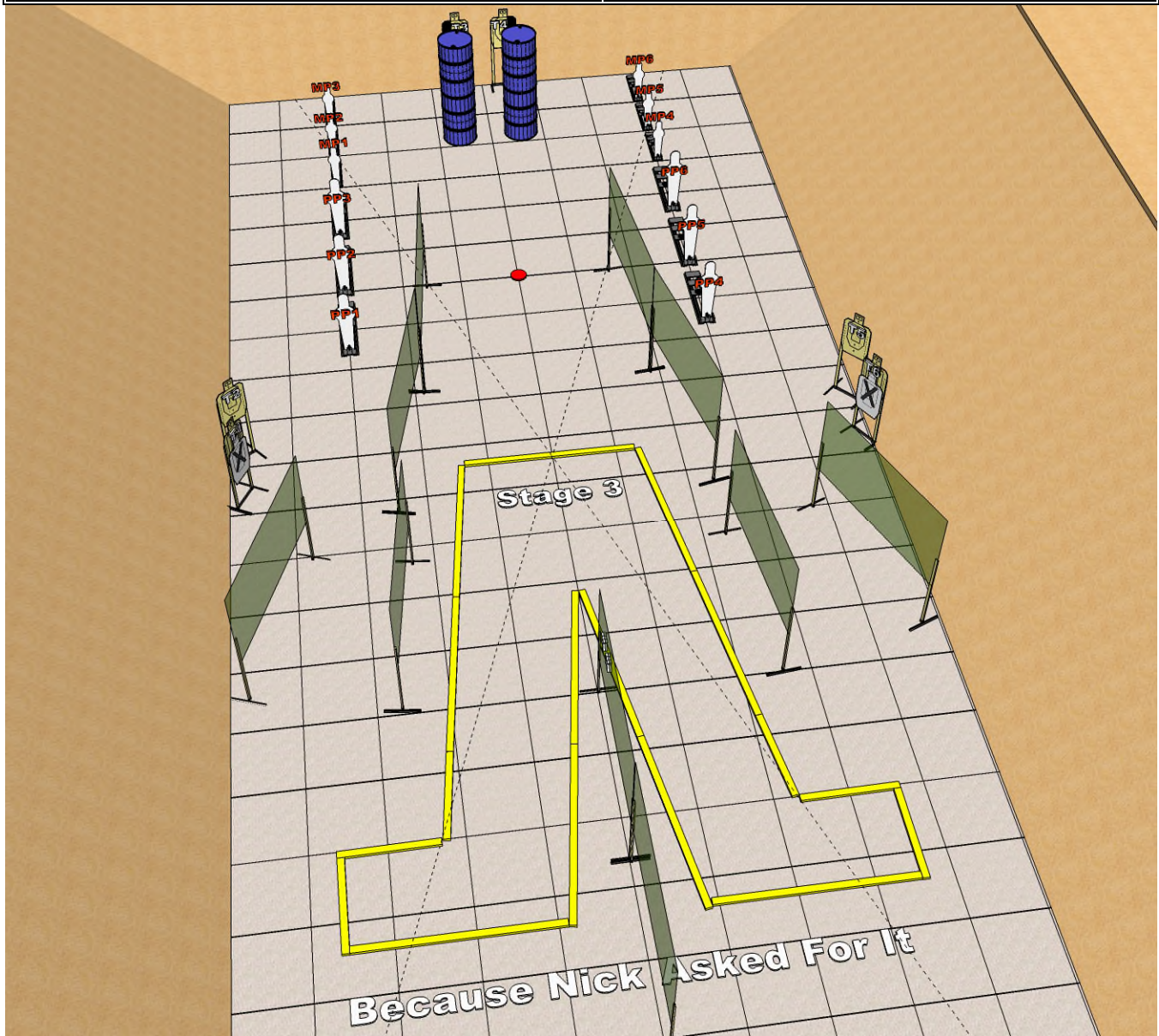
**START POSITION:** Standing with hands on marks (either side of wall). Handgun is loaded and holstered as per ready condition in rule 8.1.  
Facing Downrange next to marks, PCC is unloaded, shouldered and muzzle pointed at cone.

### STAGE PROCEDURE

On start signal, engage T1-T6 with two (2) rounds each and knock down PP1-PP6 & MP1-MP6 from within the shooting area.  
All walls extend vertically to infinity.

### SCORING

**SCORING:** Comstock, 24 rounds, 120 points  
**TARGETS:** 6 Metric, 6 PP, 6 MP  
**SCORED HITS:** Best 2 per Metric, steel down = 1A  
**START-STOP:** Audible - Last shot  
**PENALTIES:** Procedural. -10  
No-shoot hit. -10  
Miss. -10



**SETUP NOTES:** Ensure that there is 28' from the Fault Lines to the nearest popper. Use the guide lines to set the end of the walls. Set T3 & T4 so that shooter must use both corners of shooting area.

**RO NOTES:** Stay behind shooter transiting from side to side. Watch for Foot Faults.

# Stage 4

# Retreat Part 12

**RULES:** Practical Shooting Handbook, Latest Edition **COURSE DESIGNER:** Bretton Rebol

**START POSITION:** Standing with hands grasping port. Handgun is loaded and holstered as per ready condition in rule 8.1.

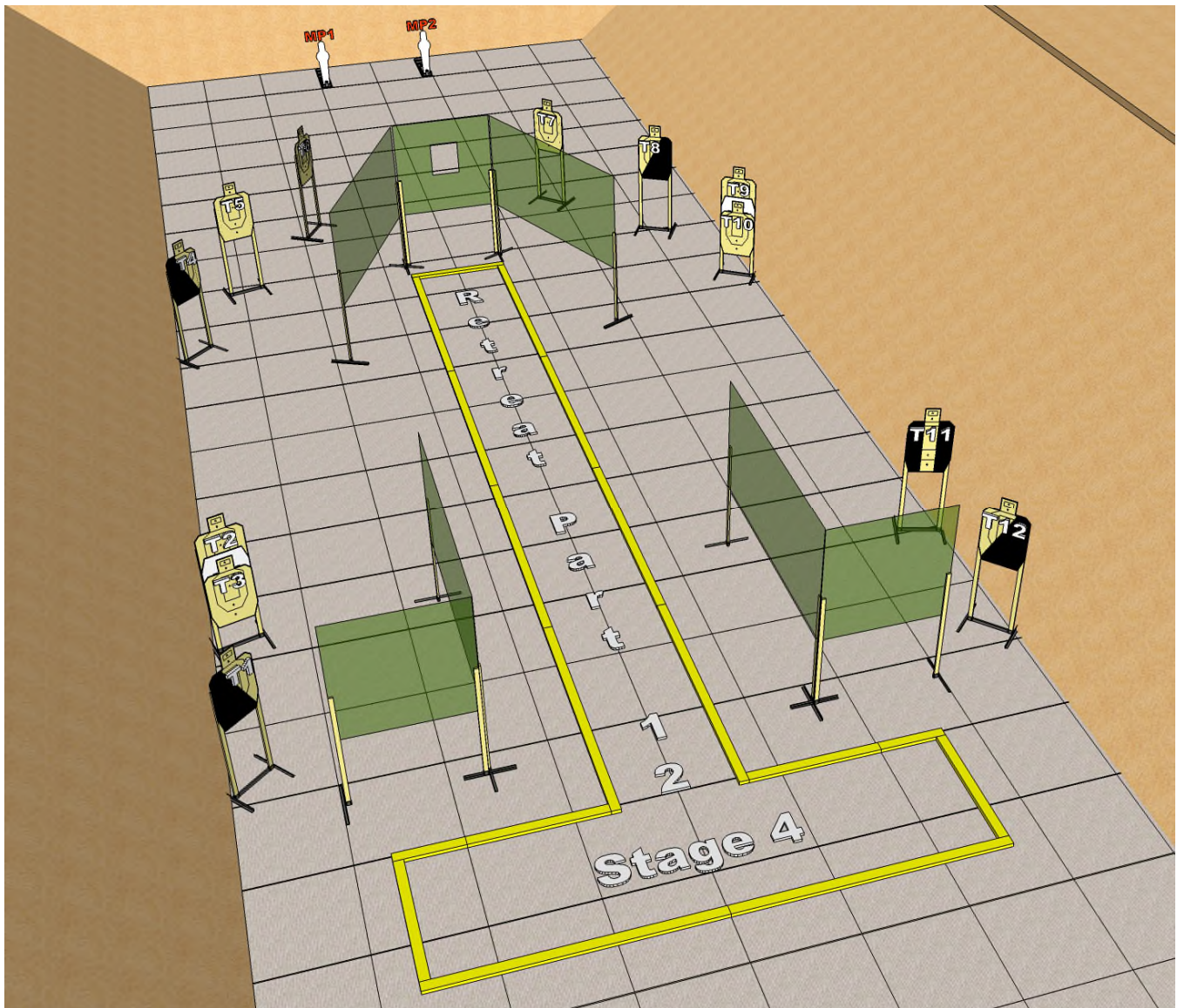
PCC is loaded with safety on, held in both hands, shouldered with muzzle resting on bottom of port.

### STAGE PROCEDURE

On start signal, engage T1-T12 with two (2) rounds each and knock down MP1 & MP2 from within the shooting area.  
All walls extend vertically to infinity.

### SCORING

**SCORING:** Comstock, 26 rounds, 130 points  
**TARGETS:** 12 Metric, 2 MP  
**SCORED HITS:** Best 2 per Metric, steel down = 1A  
**START-STOP:** Audible - Last shot  
**PENALTIES:** Procedural. -10  
No-shoot hit. -10  
Miss. -10



**SETUP NOTES:** Set T6 & T7 so that they can only be engaged from the port and from each corner of the shooting area. MP1 & MP2 are 7 yards from the port.

**RO NOTES:** Stay behind shooter! Give them room to run. Watch for sweeping and 180° violations while retreating.





# CM 99-59

# Lazy Man Standards

**RULES:** USPSA Handgun Competition Rules, current edition    **COURSE DESIGNER:** Jay Worden

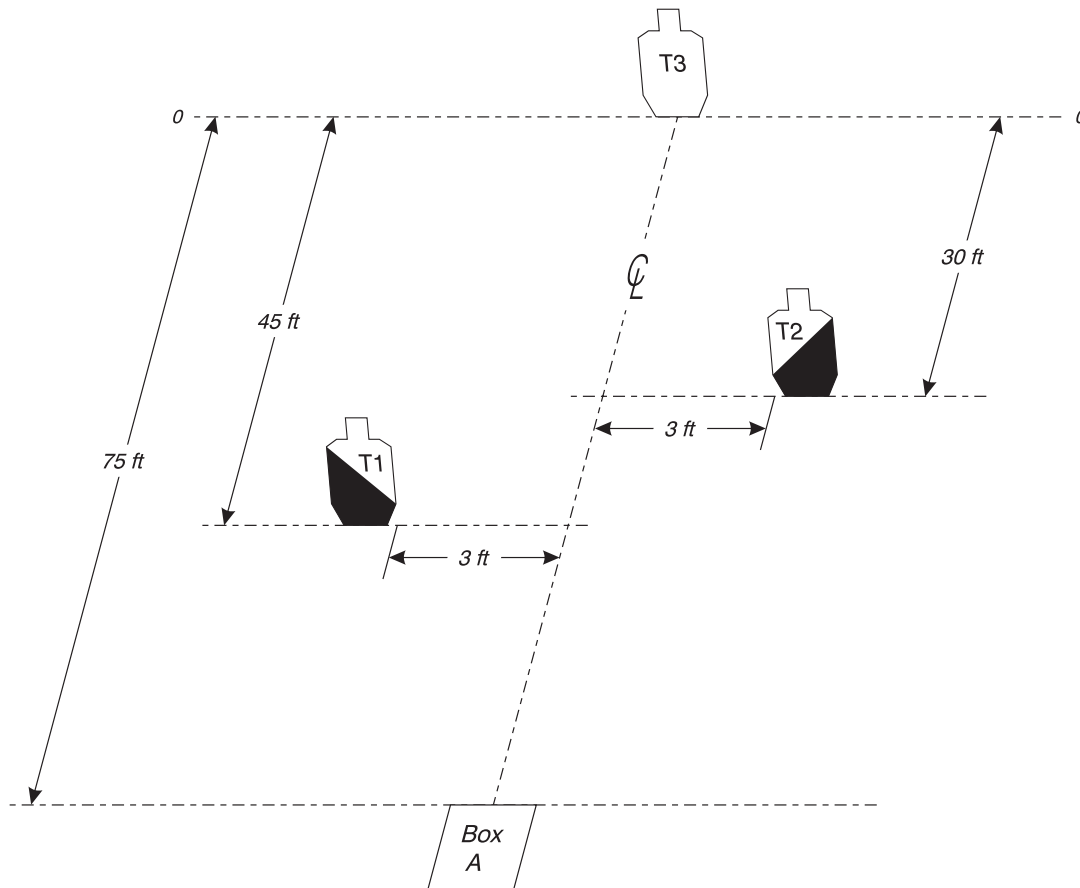
**START POSITION:** Standing in Box A facing targets with both wrist above respective shoulders. Handgun is loaded and holstered as per ready condition in rule 8.1.1 and 8.1.2.

### STAGEPROCEDURE

- String 1. Upon start signal, from Box A, engage T1-T3 with only two rounds each freestyle.
  - String 2. Upon start signal, from Box A, engage T1- T3 with only one round per target, then make a mandatory reload and from Box A, engage T1-T3 with only one round per target freestyle.
  - String 3. Upon start signal, from Box A, engage T1-T3 with only two rounds each using strong hand only.
  - String 4. Upon start signal, transfer gun to weak hand, and from Box A, engage T1-T3 with only two rounds each using weak hand only.
- Jams may be cleared with both hands.

### SCORING

- SCORING:** Virginia Count, 24 rounds, 120 points
- TARGETS:** 3 Metric
- SCOREDHITS:** Best 8
- START - STOP:** Audible - Last shot
- PENALTIES:** Per current edition of USPSA Handgun Competition Rules  
Failure to perform mandatory reload will result in one procedural penalty per shot fired.



**SETUP NOTES:** Set paper targets to 5 feet high at shoulders. Box A is 3 feet by 3 feet. Hard cover on T1 and T2 as shown runs diagonal from lower shoulder to top of angled cut in bottom.



## 99-59 Lazy Man Standards

### Written Stage Briefing

Lazy Man Standards is a 24 round, 120 point Virginia Count Standards shot in four strings. There are 3 Metric targets. The best 8 rounds per target will score. The start signal is audible.

The start position is standing in box A, facing downrange with your wrists above your respective shoulders. Your gun will be loaded and holstered. PCC start position is standing in Box A, facing downrange, stock on belt, muzzle downrange, loaded carbine held in both hands with safety on.

String #1: On the start signal, from within the fault lines, engage each target with only 2 rounds freestyle.

String #2: On the start signal, from within the fault lines, engage each target with only one round freestyle, make a mandatory reload and reengage with only one round freestyle.

String #3: On the start signal, from within the fault lines, engage each target with only 2 rounds strong hand only. PCC—strong shoulder only.

String #4: On the start signal, from within the fault lines, engage each target with only 2 rounds weak hand only. PCC—weak shoulder only.





# CM 99-59 Lazy Man Standards

TGT	A	B	C	D	M	
	USE NUMBERS - NOT HASHMARKS					
T1	<input type="text"/>	<input type="text"/>	<input type="text"/>	<input type="text"/>	<input type="text"/>	8
T2	<input type="text"/>	<input type="text"/>	<input type="text"/>	<input type="text"/>	<input type="text"/>	8
T3	<input type="text"/>	<input type="text"/>	<input type="text"/>	<input type="text"/>	<input type="text"/>	8
TOTAL HITS	<input type="text"/>	<input type="text"/>	<input type="text"/>	<input type="text"/>	<input type="text"/>	24
MAJ	X5	X4	X4	X2	X-10	
MIN	X5	X3	X3	X1	X-10	

**VIRGINIA COUNT PENALTIES**

PROCEDURAL (-10 EACH)

EXTRA SHOT (-10 EACH)

EXTRA HIT (-10 EACH)

**TIME**

STRING 1

STRING 2

STRING 3

STRING 4

TOTAL TIME

STATS ONLY  +  +  +  -  =

MINUS PENALTIES OF  
EQUALS TOTAL SCORE  
DIVIDED BY TIME OF  
HIT FACTOR =  
(4 DECIMAL PLACES)



Shooter: \_\_\_\_\_

RO: \_\_\_\_\_

**REMARKS**

\_\_\_\_\_

\_\_\_\_\_

\_\_\_\_\_

SHOOTER NUMBER  **Open** **Lim.** **Lim. 10** **Prod.** **Rev.** **Sing. St.** **MAJOR** **minor**

NAME \_\_\_\_\_ USPSA # \_\_\_\_\_