



CM 99-11

El Presidente

RULES: Practical Shooting Handbook, Latest Edition **COURSE DESIGNER:** Jeff Cooper

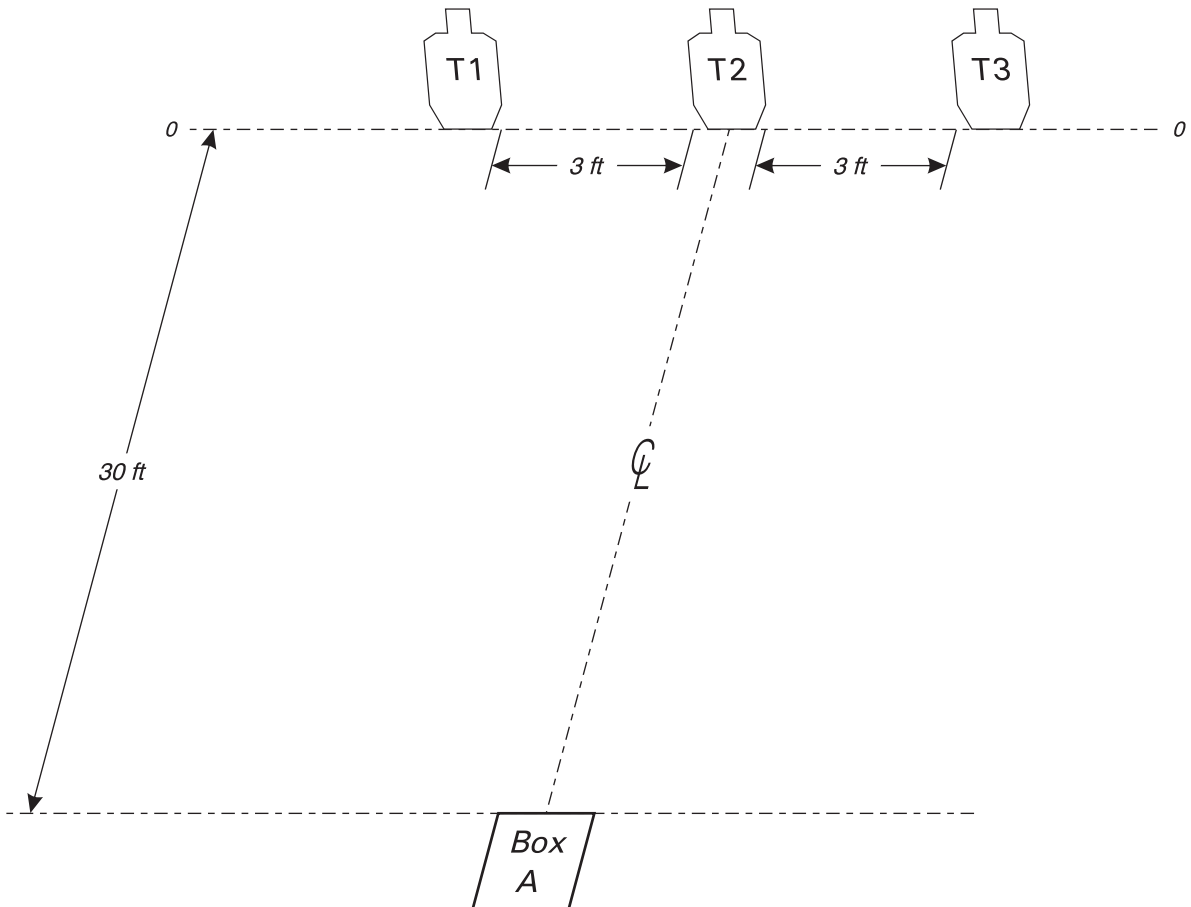
START POSITION: Standing in Box A, back to targets, toes of both feet against rear of fault line of Box A, both wrists above respective shoulders. Handgun is loaded and holstered as per ready condition in rule 8.1.1 and 8.1.2.

STAGE PROCEDURE

Upon start signal, turn then draw and from Box A engage T1-T3 with only two rounds per target, then perform a mandatory reload and from Box A engage T1-T3 with only two rounds per target.

SCORING

SCORING: Virginia Count, 12 rounds, 60 points
TARGETS: 3 IPSC
SCORED HITS: Best 4/paper
START - STOP: Audible - Last shot
PENALTIES: Per current edition USPSA Practical Shooting Handbook.
Failure to perform mandatory reload will result in one procedural penalty per shot fired.



SETUP NOTES: Set targets to 5 feet high at shoulders. Shooting box is 3 feet by 3 feet.





Crooked Creek Pistol League USPSA

Stage: Zee Star

Course Designer: D.S.B.

Date: 8/22/2015

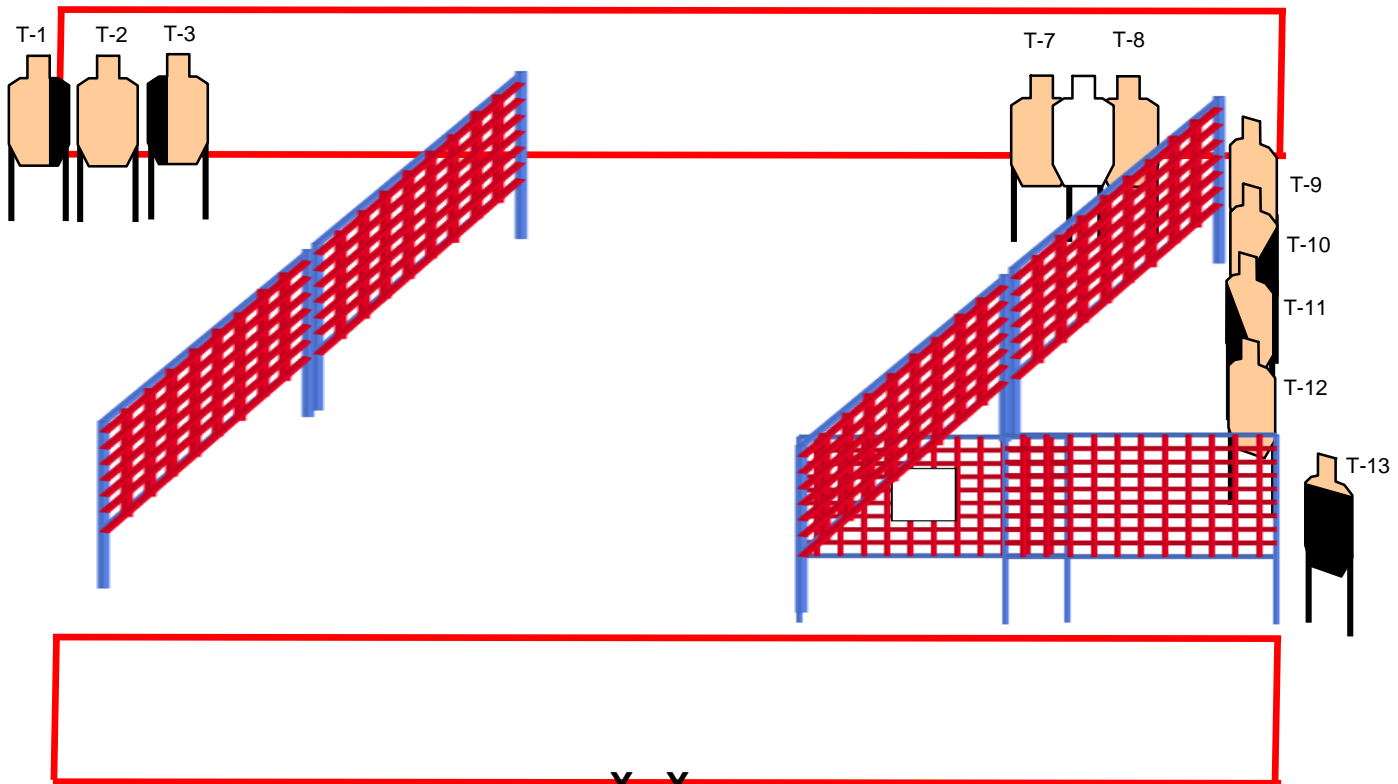
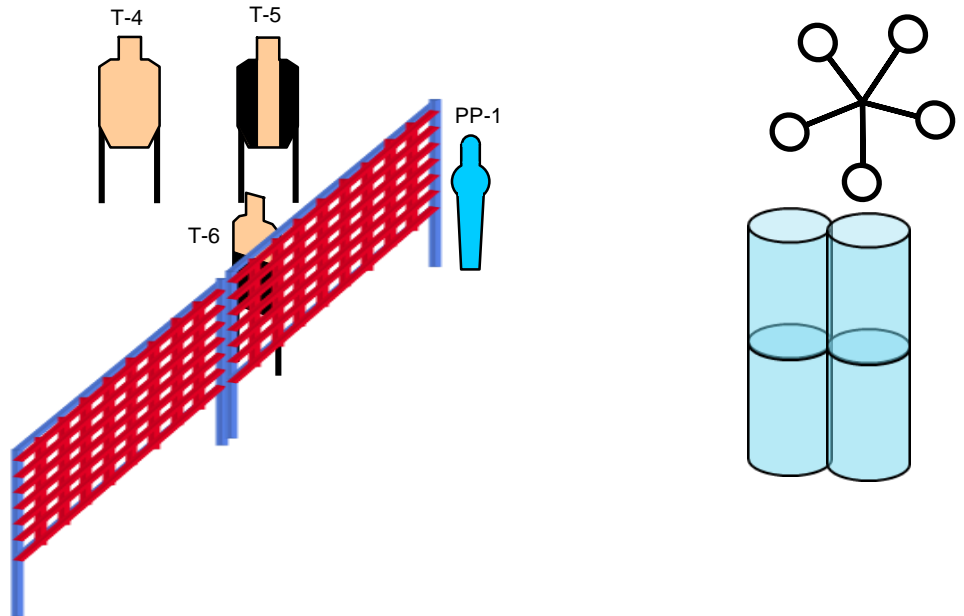
Stage

2

START POSITION: Standing outside, facing downrange, toes touching X's arms relaxed at sides. Handgun is loaded and holstered as per ready condition in rule 8.1.1 and 8.1.2.

STAGE PROCEDURE: At start signal, turn and engage all targets from within the shooting area.

SCORING: Comstock, 32 rounds, 160 points
TARGETS: 13Metric, 6 Steel
SCORED HITS: Best 2 per paper, KD steel = 1A
START-STOP: Audible - Last shot
RULES: USPSA current edition





Crooked Creek Pistol League USPSA

Stage: Double Dipper

Course Designer: D.S.B.

Date: 8/22/2015

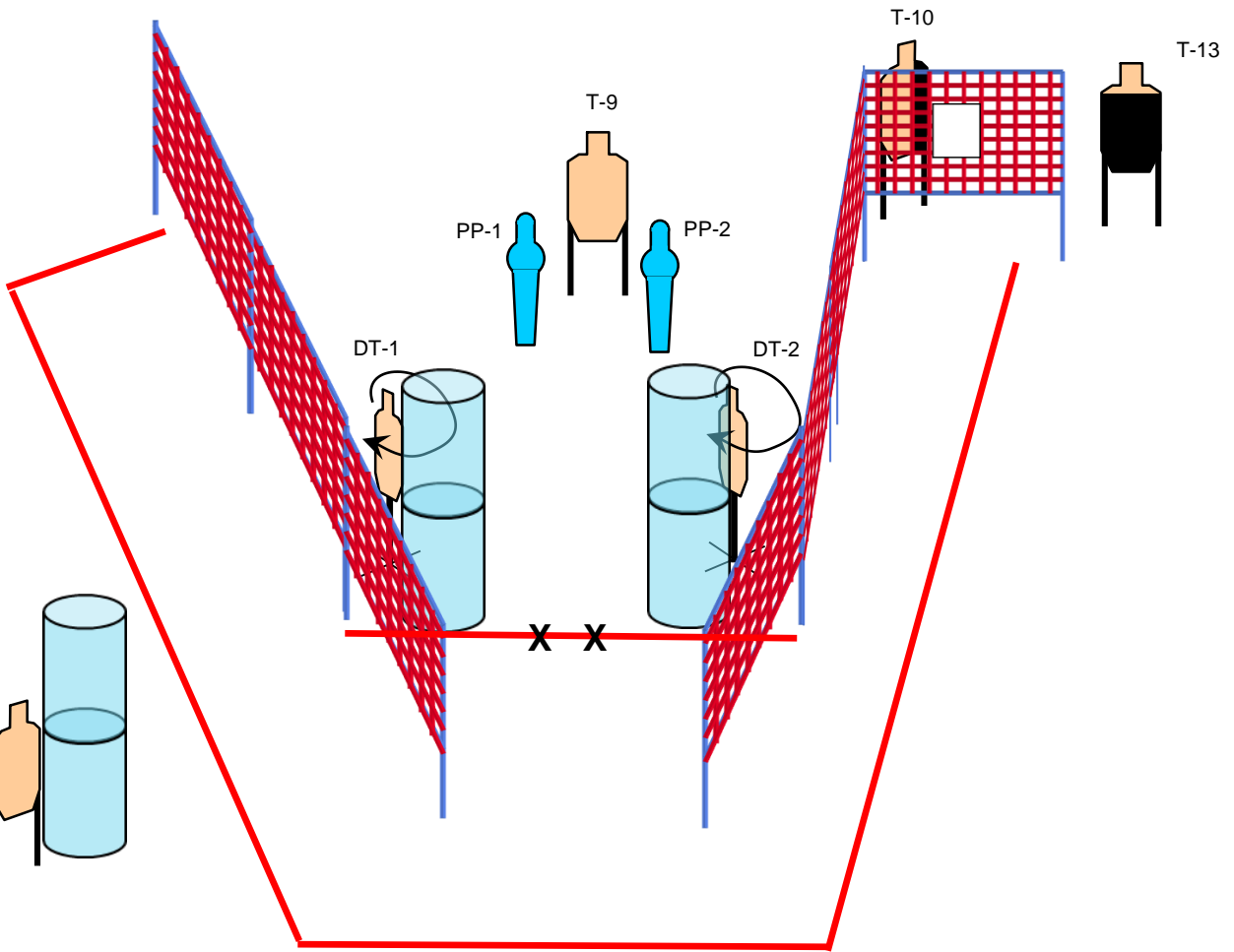
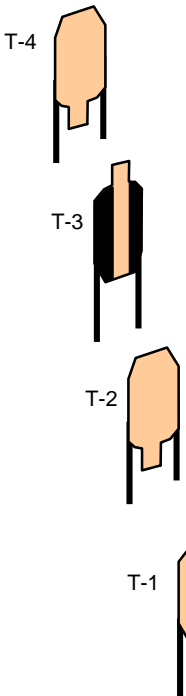
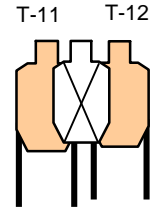
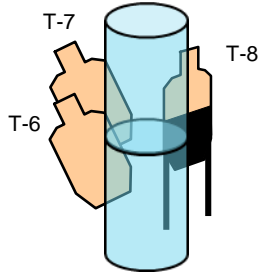
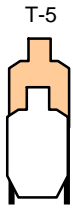
Stage

3

START POSITION: Standing inside shooting area, facing downrange, toes touching X's with arms relaxed at sides. Handgun is loaded and holstered as per ready condition in rule 8.1.1 and 8.1.2.

STAGE PROCEDURE: At start signal, engage all targets from within the shooting area. PP-1 activates DT-1 and must be shot before engaging DT-1. PP-2 activates DT-2 and must be shot before engaging DT-2. DT-1 and DT-2 do not remain visible at rest.

SCORING: Comstock, 32 rounds, 160 points
TARGETS: 15 Metric, 2 PP
SCORED HITS: Best 2 per paper, KD steel = 1A
START-STOP: Audible - Last shot
RULES: USPSA current edition





Crooked Creek Pistol League USPSA

Stage

Stage: Mish Mosh

Course Designer: D.S.B.

Date: 8/22/2015

4

START POSITION: Standing inside shooting area, facing downrange, heels touching X's arms relaxed at sides. Handgun is loaded and holstered as per ready condition in rule 8.1.1 and 8.1.2.

STAGE PROCEDURE: At start signal, engage all targets from within the shooting area.

SCORING: Comstock, 32 rounds, 160 points

TARGETS: 16 Metric

SCORED HITS: Best 2 per paper

START-STOP: Audible - Last shot

RULES: USPSA current edition

