



CM 99-48

Tight Squeeze

RULES: Practical Shooting Handbook, Latest Edition **COURSE DESIGNER:** Joe Hudson—Modifications by US Design Team

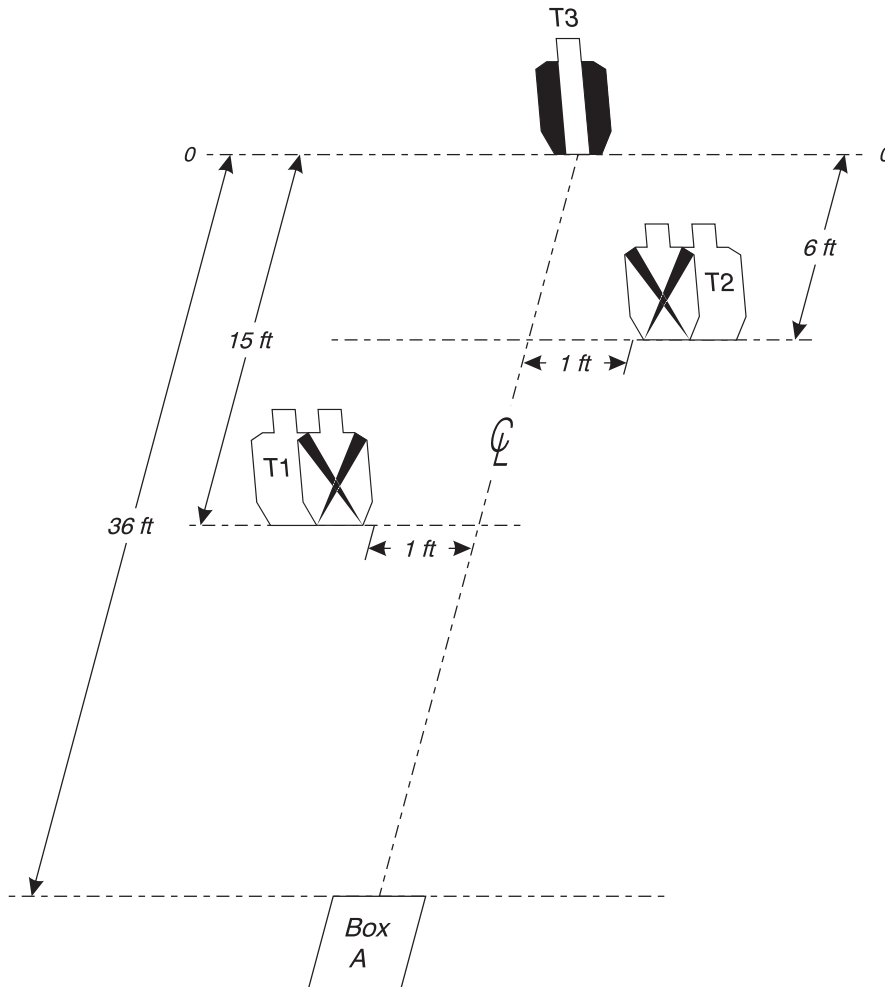
START POSITION: Standing in Box A facing targets, both wrists above respective shoulders. Handgun is loaded and holstered as per ready condition in rule 8.1.1 and 8.1.2.

STAGE PROCEDURE

Upon start signal, from Box A, engage T1-T3 with only two rounds per target, then make a mandatory reload and from Box A re-engage T1-T3 with only two rounds per target.

SCORING

SCORING: Virginia Count, 12 rounds, 60 points
TARGETS: 3 IPSC
SCORED HITS: Best 4/paper
START - STOP: Audible - Last shot
PENALTIES: Per current edition of USPSA Practical Shooting Handbook.
Failure to perform mandatory reload will result in one procedural penalty per shot fired.



SETUP NOTES: Set paper targets to 5 feet high at shoulders. Hard cover on T3 is even with edges of A zone. No-shoots are placed on T1 and T2 so that they



are the same height and that the perforation line of the A zone is overlapped by the perforation of the non-scoring border of the no-shoot. Box A is 3 feet by 3 feet.



Crooked Creek Pistol League

Stage: Roulette

Course Designer: D.S.B.

Date:

Stage

2

START POSITION: Standing outside shooting area, facing downrange, toes touching X's arms relaxed at sides. Handgun is loaded and holstered as per ready condition in rule 8.1.1 and 8.1.2.

STAGE PROCEDURE: At start signal, engage all targets from within the shooting area.

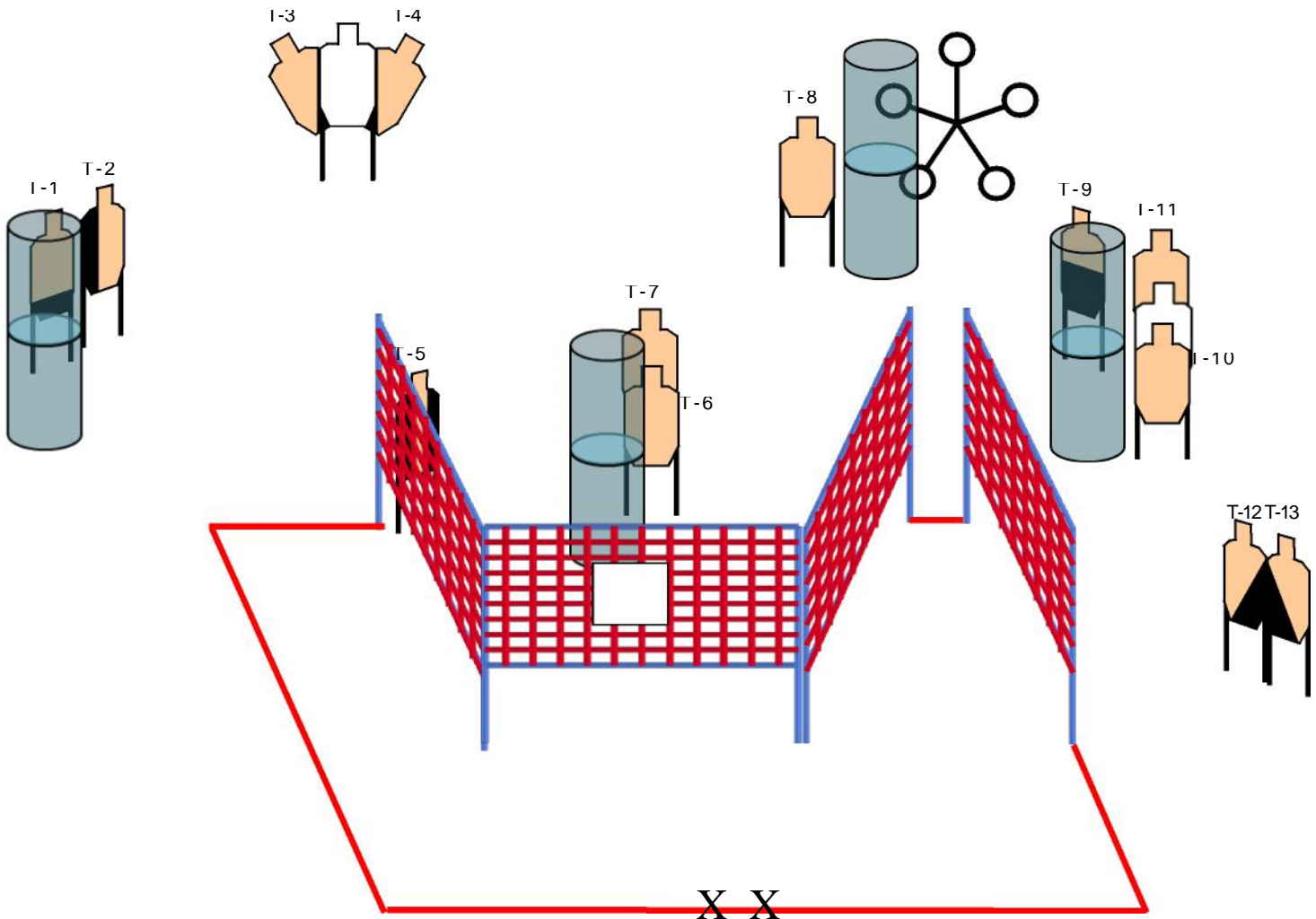
SCORING: Comstock, 31 rounds, 155 points

TARGETS: 13 Metric, 5 Steel

SCORED HITS: Best 2 per paper, KD steel = 1A

START-STOP: Audible - Last shot

RULES: USPSA current edition





Crooked Creek Pistol League

Stage: 3 Card Monty

Course Designer: D.S.B.

Date:

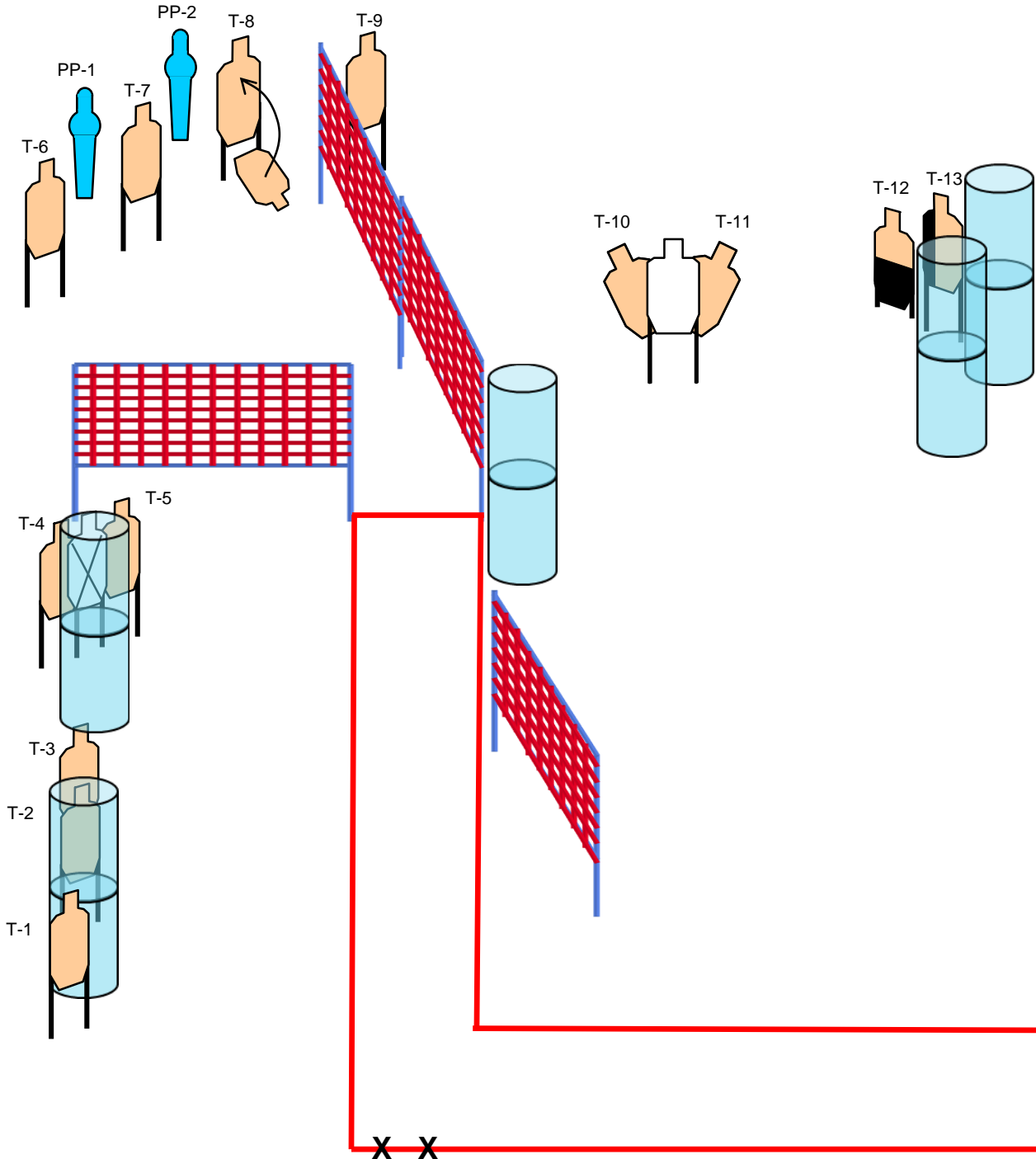
Stage

3

START POSITION: Standing inside shooting area, facing downrange, heels touching X's, with wrists above respective shoulders. Handgun is loaded and holstered as per ready condition in rule 8.1.1 and 8.1.2.

STAGE PROCEDURE: At start signal, engage all targets from within the shooting area. PP-1 operates T-8 which remains visible when at rest (all of head, A & B zones).

SCORING: Comstock, 28 rounds, 140 points
TARGETS: 13 Metric, 2 PP
SCORED HITS: Best 2 per paper, KD steel = 1A
START-STOP: Audible - Last shot
RULES: USPSA current edition





Crooked Creek Pistol League

Stage: 7 the Hard Way

Course Designer: D.S.B.

Date:

Stage

4

START POSITION: Standing outside shooting area, facing downrange, toes touching X's with arms relaxed at sides. Handgun is loaded and holstered as per ready condition in rule 8.1.1 and 8.1.2.

STAGE PROCEDURE: At start signal, engage all targets from within the shooting area. P-2 must be knocked down to engage swinger T-4 which remains visible when at rest.

SCORING: Comstock, 30 rounds, 150 points

TARGETS: 14 Metric, 2 PP

SCORED HITS: Best 2 per paper, KD steel = 1A

START-STOP: Audible - Last shot

RULES: USPSA current edition

