



CM 99-08

Melody Line

RULES: USPSA Handgun Competition Rules, current edition **COURSE DESIGNER:** Mike Davis — Modifications by US Design Team

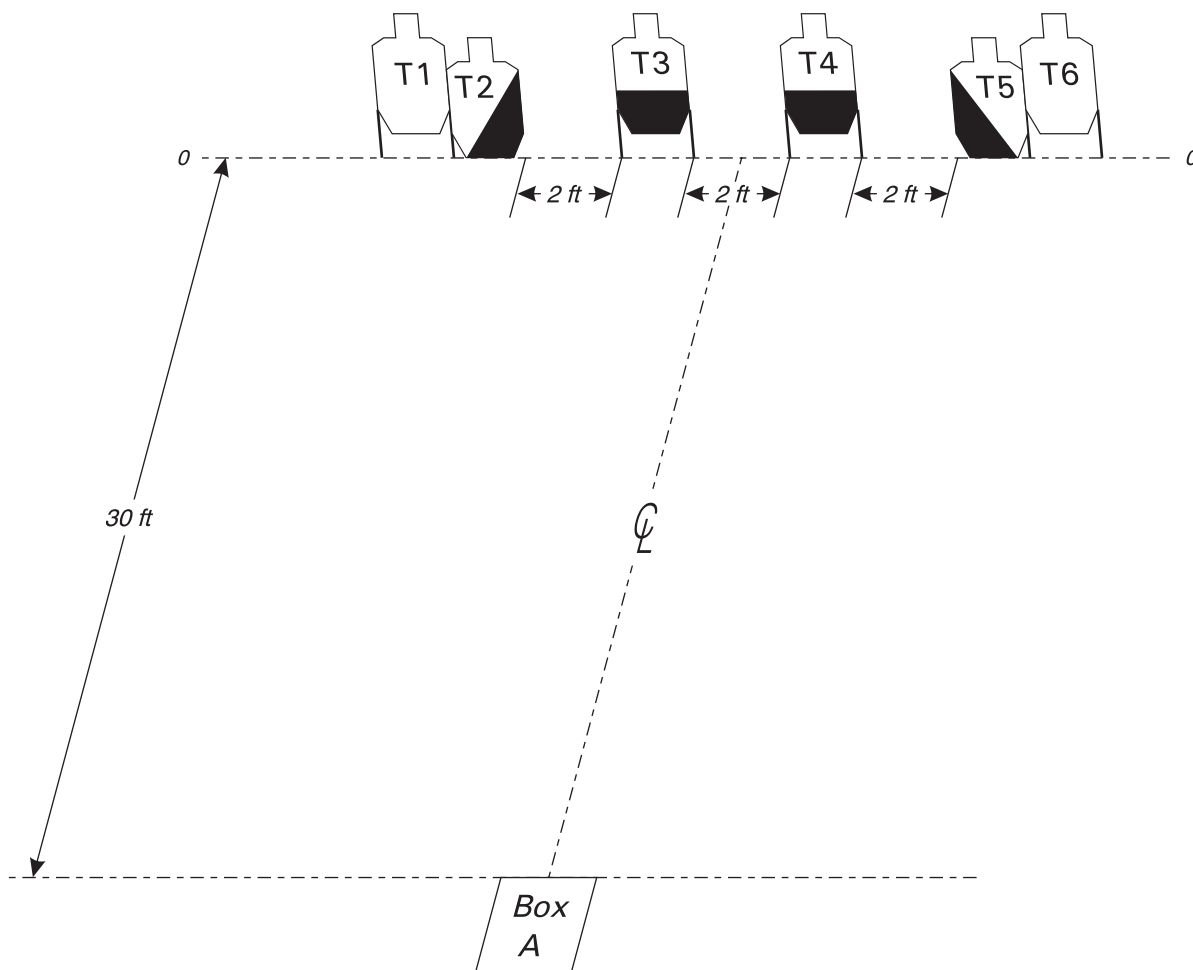
START POSITION: Standing in Box A, back to targets, toes of both feet against rear fault line of Box A, both wrists above respective shoulders. Handgun is loaded and holstered as per ready condition in rule 8.1.1 and 8.1.2.

STAGE PROCEDURE

Upon start signal, turn, then draw and from Box A engage T1-T6 with only one round per target, then make a mandatory reload and from Box A engage T1-T6 with only one round per target.

SCORING

SCORING: Virginia Count, 12 rounds, 60 points
TARGETS: 6 Metric
SCORED HITS: Best 2/paper
START - STOP: Audible - Last shot
PENALTIES: Per current edition USPSA Handgun Competition Rules
 Failure to perform mandatory reload will result in one procedural penalty per shot fired.



SETUP NOTES: Set T1, T3, T4, and T6 to 5 feet high at shoulders. T2 and T5 are set so top of upper A zones are parallel with top of shoulder on adjacent target. Outer non-scoring edges of T1-T2 and T5-T6



butt together. Other targets are spaced two feet apart edge to edge. Shooting box is 3 feet by 3 feet. Hard cover on T3 & T4 is to bottom perforation of lower A zone. Hard cover on T2 & T5 is as shown.



CM 99-10

Times Two

RULES: USPSA Handgun Competition Rules, current edition **COURSE DESIGNER:** US Design Team

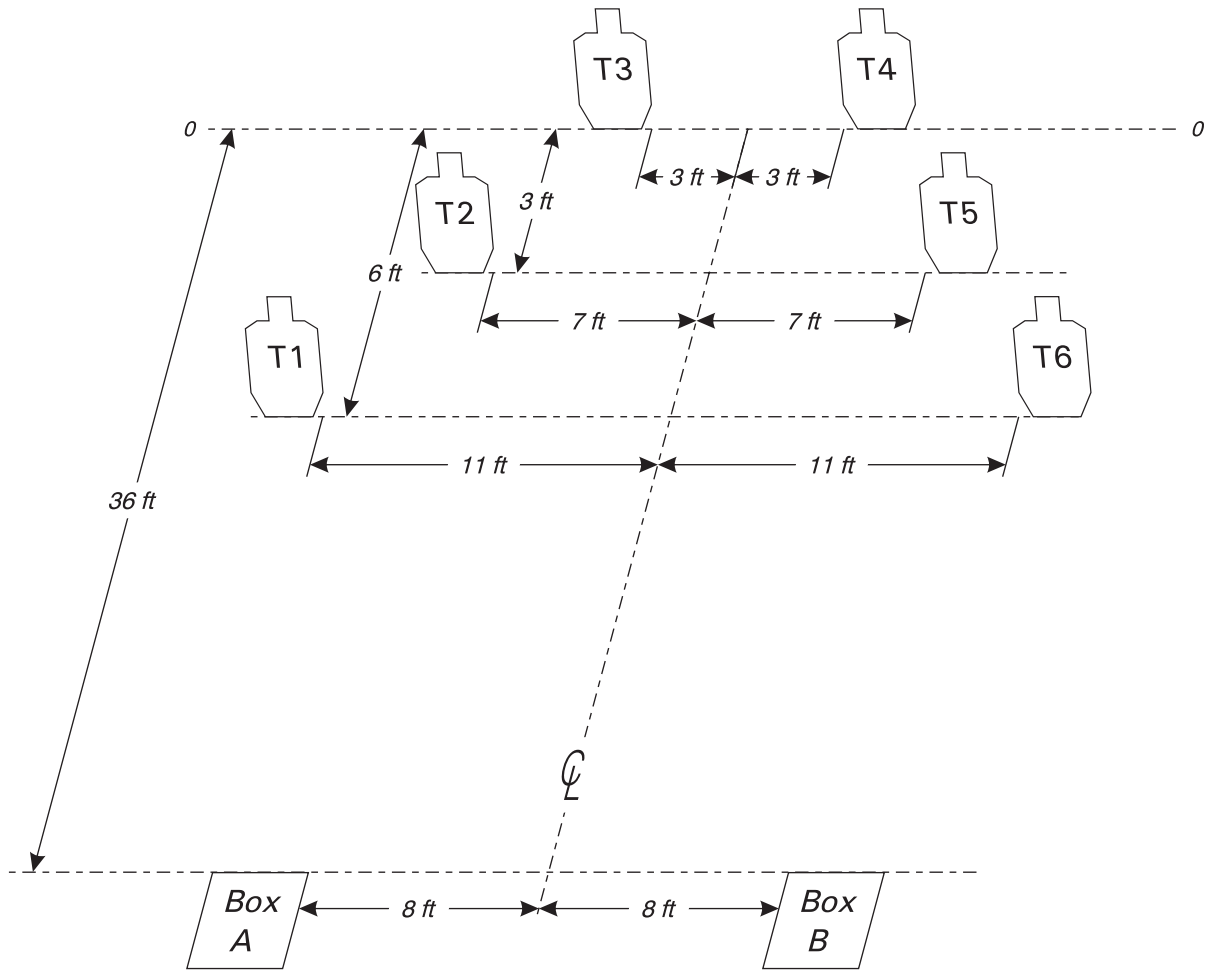
START POSITION: Standing in either Box A or Box B, both arms hanging relaxed at sides. Handgun is loaded and holstered as per ready condition in rule 8.1.1 and 8.1.2.

STAGE PROCEDURE

From Box A engage only T1-T3 with two rounds each.
 From Box B engage only T4-T6 with two rounds each. Start in either Box A or Box B. Upon start signal, from the starting box engage the appropriate targets. Move to the remaining box and engage the appropriate targets.

SCORING

SCORING: Comstock, 12 rounds, 60 points
TARGETS: 6 Metric
SCORED HITS: Best 2/paper
START - STOP: Audible - Last shot
PENALTIES: Per current edition USPSA Handgun Competition Rules



SETUP NOTES: Set paper targets to 5 feet high at shoulders. Shooting boxes are 3 feet by 3 feet.





CM 99-23

Front Sight

RULES: USPSA Handgun Competition Rules, current edition **COURSE DESIGNER:** P.R. Metcalf—Modification by US Design Team

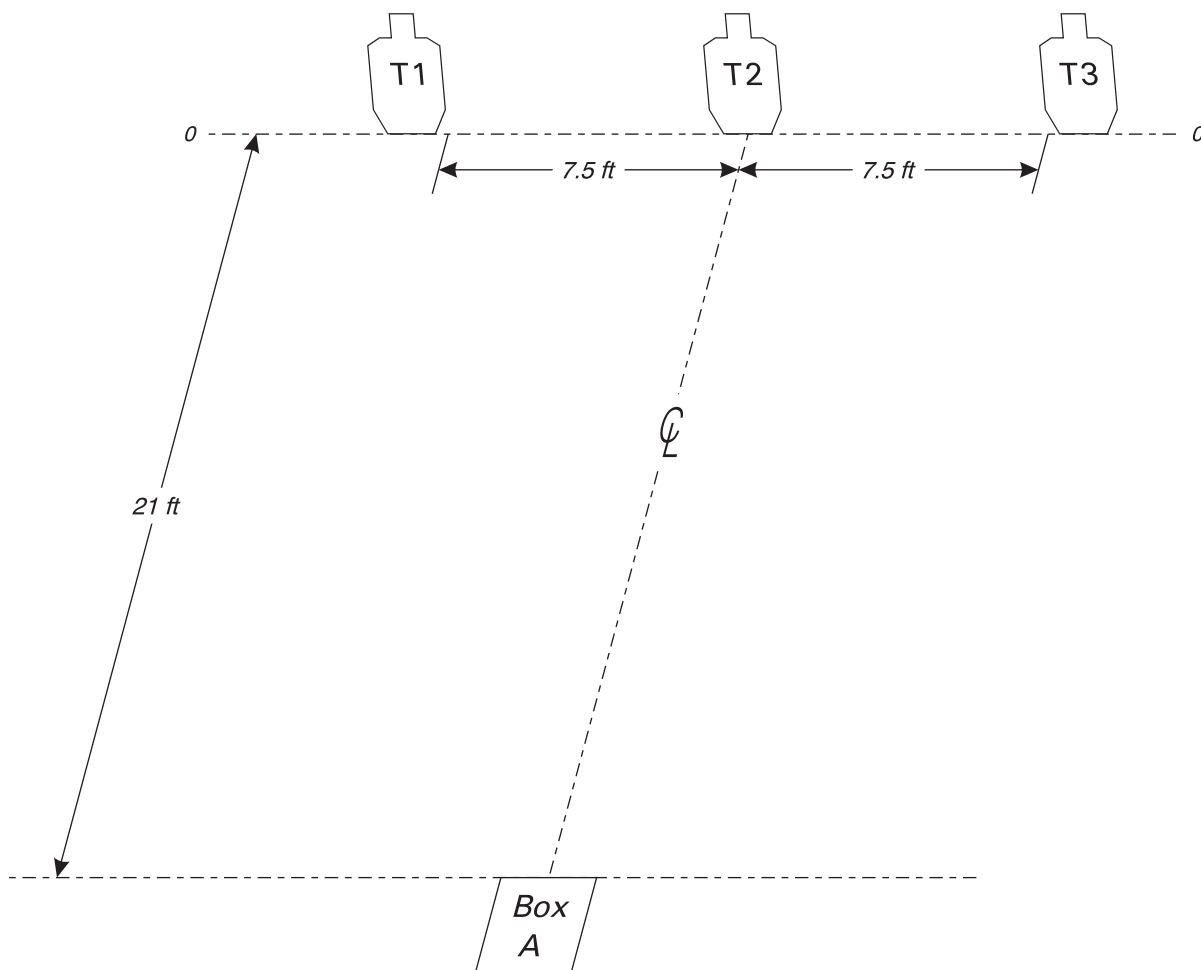
START POSITION: Standing in Box A, both arms hanging relaxed at sides or both wrists above respective shoulders - shooter's choice. Handgun is loaded and holstered as per ready condition in rule 8.1.1 and 8.1.2.

STAGE PROCEDURE

- String 1. Start facing uprange. Upon start signal, turn, from Box A engage T1-T3 with only two rounds per target.
- String 2. Start facing targets, hand position opposite of string one, upon start signal, from Box A, engage T1-T3 with only two rounds per target.

SCORING

SCORING: Virginia Count, 12 rounds, 60 points
TARGETS: 3 Metric
SCORED HITS: Best 4/paper
START - STOP: Audible - Last shot
PENALTIES: Per current edition USPSA Handgun Competition Rules



SETUP NOTES: Set paper targets to 5 feet high at shoulders. Box A is 3 feet by 3 feet. Angle T1 and T3 to face shooting box.





CM 99-19

Payne's Pain

RULES: USPSA Handgun Competition Rules, current edition **COURSE DESIGNER:** Brazos Valley Practical Shooters

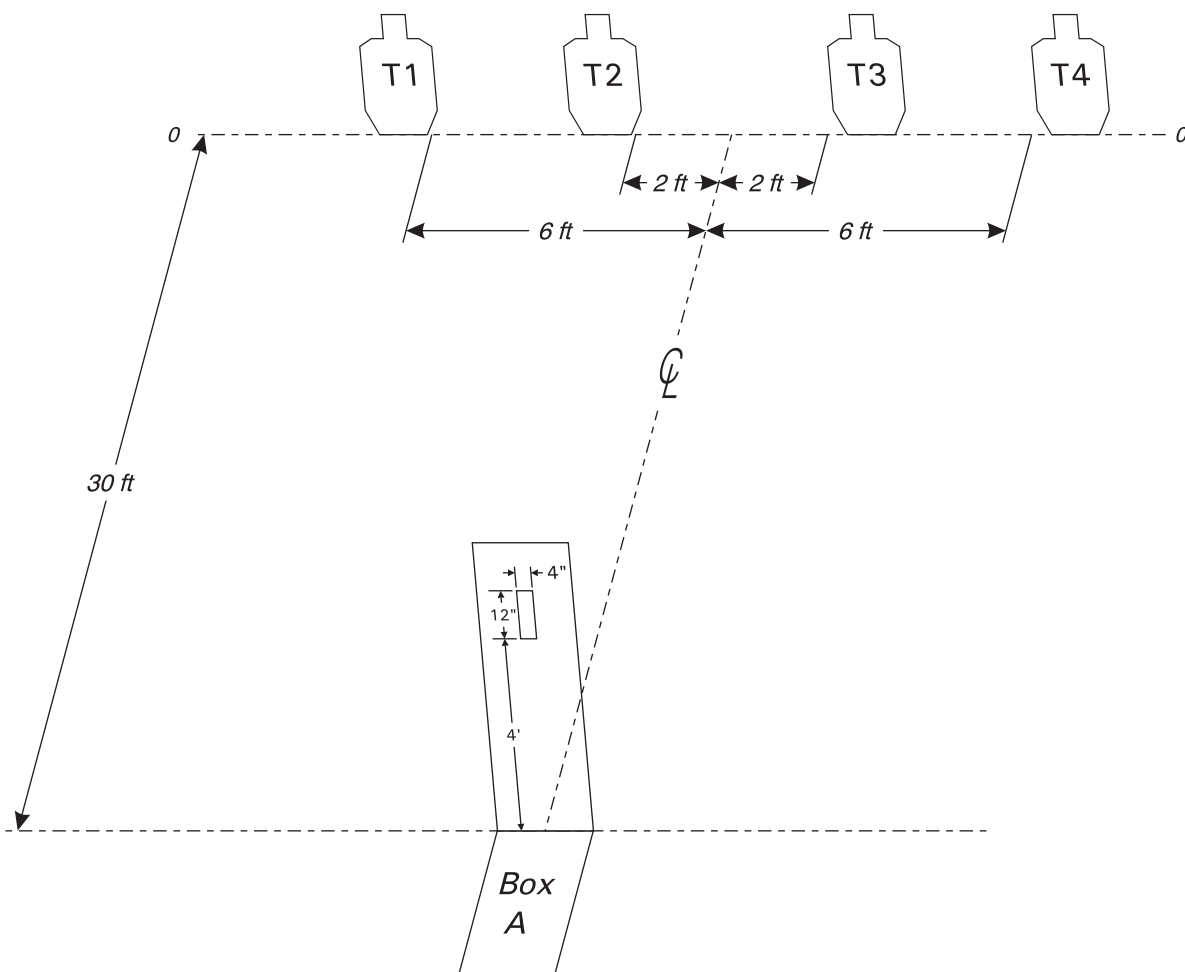
START POSITION: Standing in Box A, palms of both hands flat against the respective sides of the barricade. Handgun is loaded and holstered as per ready condition in rule 8.1.1 and 8.1.2.

STAGE PROCEDURE

Upon start signal, from Box A engage T1-T4 with only one round per target around either side of the barricade. Then make a mandatory reload and from Box A engage T1-T4 with only one round per target through Port B, then make a mandatory reload and from Box A, engage T1-T4 with only one round per target from the remaining side of the barricade.

SCORING

SCORING: Virginia Count, 12 rounds, 60 points
TARGETS: 4 Metric
SCORED HITS: Best 3/paper
START - STOP: Audible - Last shot
PENALTIES: Per current edition USPSA Handgun Competition Rules
 Failure to perform mandatory reload will result in one procedural penalty per shot fired.



SETUP NOTES: Set paper targets to 5 feet high at shoulders. Barricade is 2 feet wide by 6 feet high. Box is 2 feet wide by 3 feet long. Port B is 4 inches wide and 12 inches high. Bottom of port is 4 feet above ground.

