



# CM 99-08

# Melody Line

**RULES:** Practical Shooting Handbook, Latest Edition **COURSE DESIGNER:** Mike Davis — Modifications by US Design Team

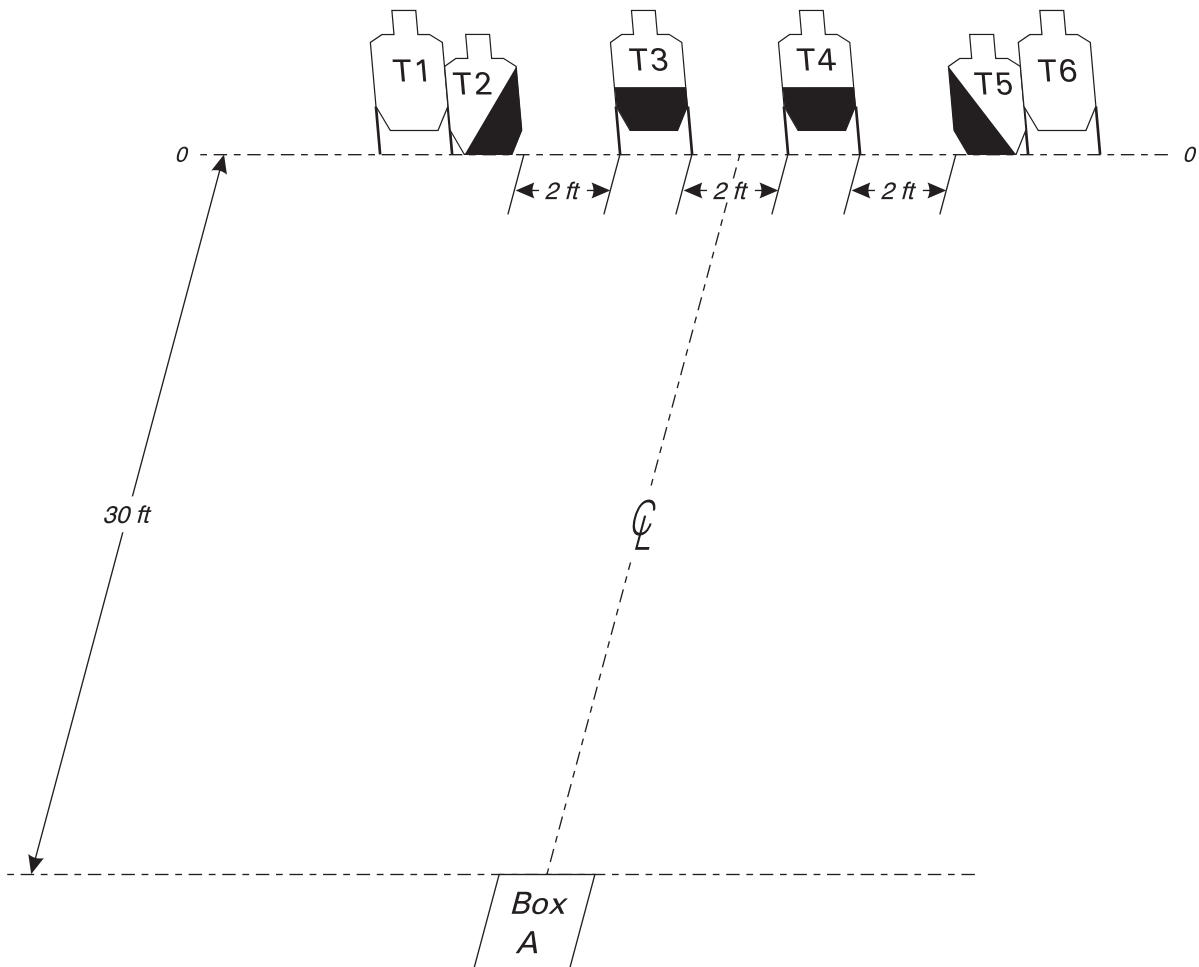
**START POSITION:** Standing in Box A, back to targets, toes of both feet against rear fault line of Box A, both wrists above respective shoulders. Handgun is loaded and holstered as per ready condition in rule 8.1.1 and 8.1.2.

### STAGE PROCEDURE

Upon start signal, turn, then draw and from Box A engage T1-T6 with only one round per target, then make a mandatory reload and from Box A engage T1-T6 with only one round per target.

### SCORING

**SCORING:** Virginia Count, 12 rounds, 60 points  
**TARGETS:** 6 IPSC  
**SCORED HITS:** Best 2/paper  
**START - STOP:** Audible - Last shot  
**PENALTIES:** Per current edition USPSA Practical Shooting Handbook.  
Failure to perform mandatory reload will result in one procedural penalty per shot fired.



**SETUP NOTES:** Set T1, T3, T4, and T6 to 5 feet high at shoulders. T2 and T5 are set so top of upper A zones are parallel with top of shoulder on adjacent target. Outer non-scoring edges of T1-T2 and T5-T6



butt together. Other targets are spaced two feet apart edge to edge. Shooting box is 3 feet by 3 feet. Hard cover on T3 & T4 is to bottom perforation of lower A zone. Hard cover on T2 & T5 is as shown.



# CM 13-05

# Tick-Tock

**RULES:** USPSA Handgun Competition Rules, Current Edition **COURSE DESIGNER:** US Nationals Design Team

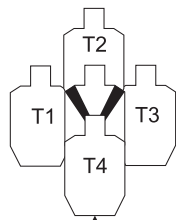
**START POSITION:** Standing outside the fault lines, toes touching marks, facing downrange, wrists above respective shoulders. Gun is unloaded, flat and unpropped on table, muzzle downrange, trigger guard centered on mark. All magazines to be used on the stage must be on the table.

### STAGE PROCEDURE

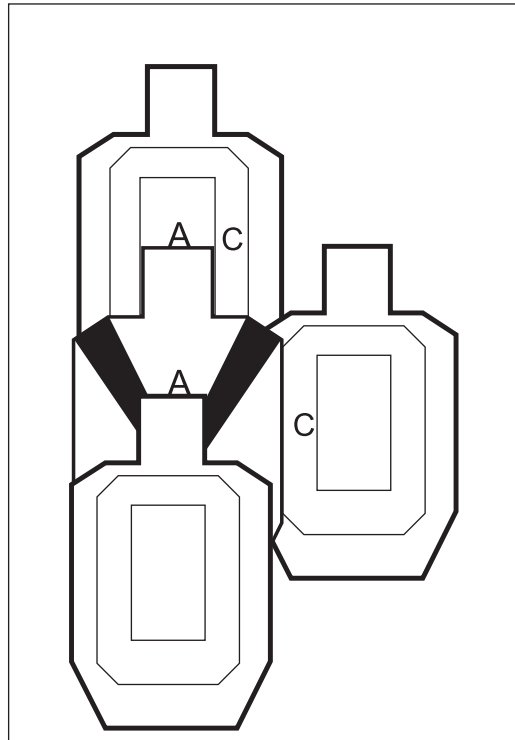
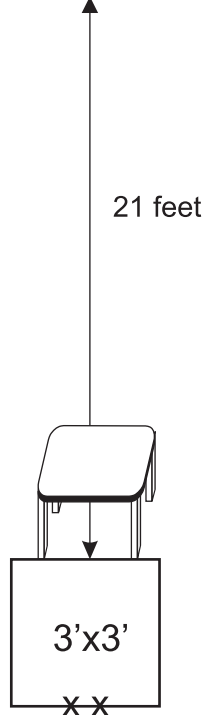
Upon start signal, engage each target with only two rounds, perform a mandatory reload using the magazines/ammo on the table, and then engage each target with only two rounds, from within the fault lines.

### SCORING

**SCORING:** Virginia Count, 16 rounds, 80 points  
**TARGETS:** 4 Metric  
**SCORED HITS:** Best 4/paper  
**START - STOP:** Audible - Last Shot  
**PENALTIES:** Per current edition of USPSA Handgun Competition Rules



4' at shoulders of T1&T3



**SETUP NOTES:** Targets are set at 21 feet from the front fault line. No-shoot is positioned with the edge of the target touching the C scoring line on T1 and T3, and the top of the target 18 inches up from the bottom edge of the no-shoot, non-scoring border covering the A zone perfo-



rations. T4 is positioned with the top of the scoring target 18 inches up from the bottom edge of the no-shoot. (A mark must be made from the scoring side of the no-shoot to ensure proper alignment.) The table is a standard height table and can be of any size.



# CM 13-04

# The Roscoe Rattle

**RULES:** USPSA Handgun Competition Rules, Current Edition **COURSE DESIGNER:** Robert Porter

**START POSITION:** Standing in Area A, facing uprange, fingers touching head above ears. Gun loaded and holstered.

### STAGE PROCEDURE

String 1: On signal, turn and engage T2 with 6 rounds only, from within area A.

String 2: On signal, turn and engage T1 with 6 rounds only. Perform a mandatory reload and engage T3 with six rounds only. All shots fired from within area A.

### SCORING

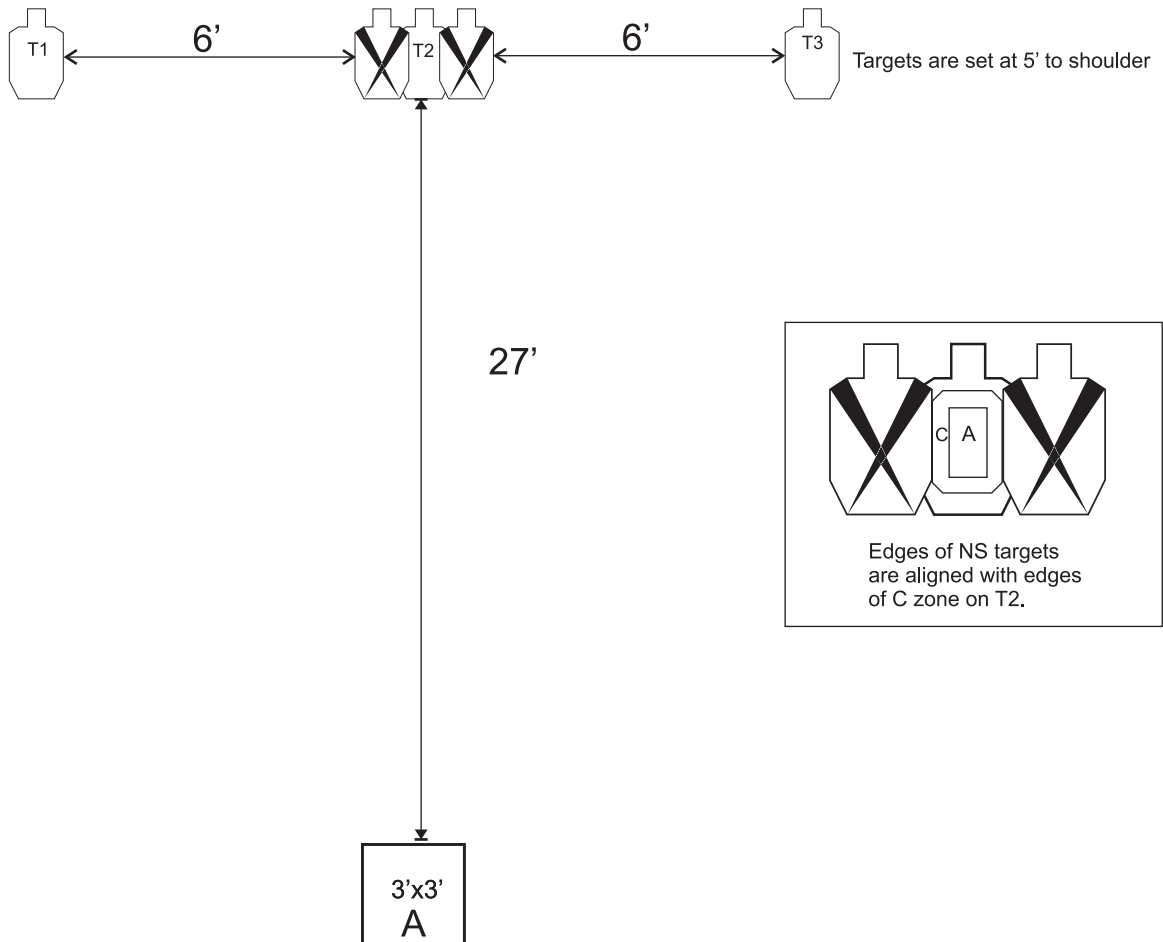
**SCORING:** Virginia Count, 18 rounds, 90 points

**TARGETS:** 3 Metric

**SCORED HITS:** Best 6/paper

**START - STOP:** Audible - Last shot

**PENALTIES:** Per current edition of USPSA Handgun Competition Rules



**SETUP NOTES:** Edges of no-shoot targets are aligned with edges of C zone on T2. All targets are set at 5 feet at shoulders. Spacing is 6 feet, edge to edge.





# CM 13-08

# More Disaster Factor

**RULES:** USPSA Handgun Competition Rules, Current Edition **COURSE DESIGNER:** Robert Porter

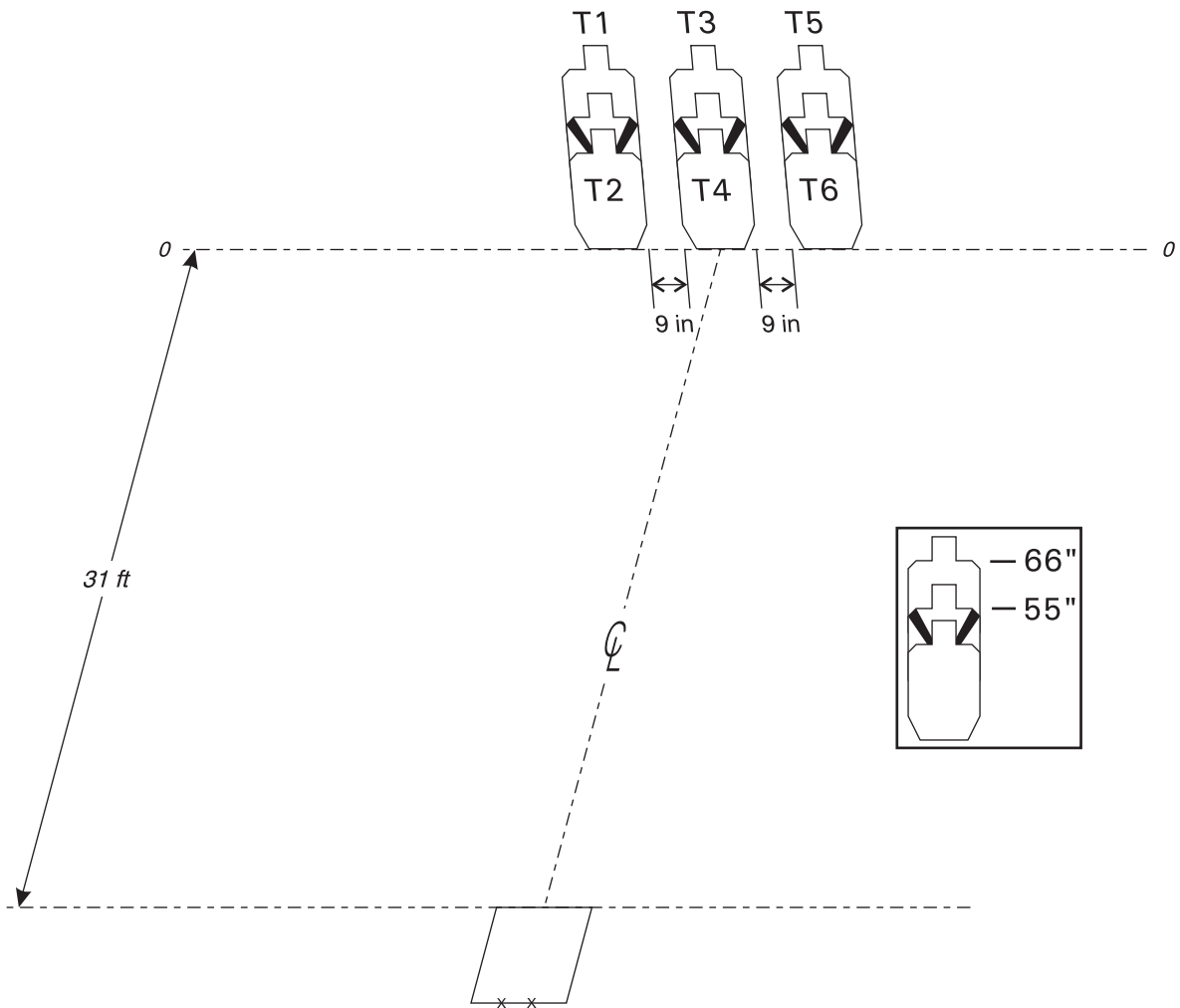
**START POSITION:** Standing inside the fault lines, heels against the X's on the back of the shooting box. Gun is loaded and holstered.

### STAGE PROCEDURE

Upon start signal and from within the shooting box, engage either the upper three targets or the lower three targets with only two rounds each, perform a mandatory reload, and engage the remaining three targets with only two rounds each.

### SCORING

**SCORING:** Virginia Count, 12 rounds, 60 points  
**TARGETS:** 6 Metric  
**SCORED HITS:** Best 2/paper  
**START - STOP:** Audible - Last Shot  
**PENALTIES:** Per current edition of USPSA Handgun Competition Rules



**SETUP NOTES:** Targets are set at 31 feet from the front of the shooting box, and are spaced 9 inches apart, edge to edge. The shoulders of T1, T3, and T5 are at 66 inches. The shoulders of the no-shoots are at 55 inches. Set the top edges of T2, T4, and T6 at 7.5 inches below



the top edge of the no-shoot.) All targets must be aligned vertically, edge to edge. The shooting box is a standard 3 foot by 3 foot box. The X marks are to be 12 inches in from each side of the box.