



CM 99-10

Times Two

RULES: Practical Shooting Handbook, Latest Edition **COURSE DESIGNER:** US Design Team

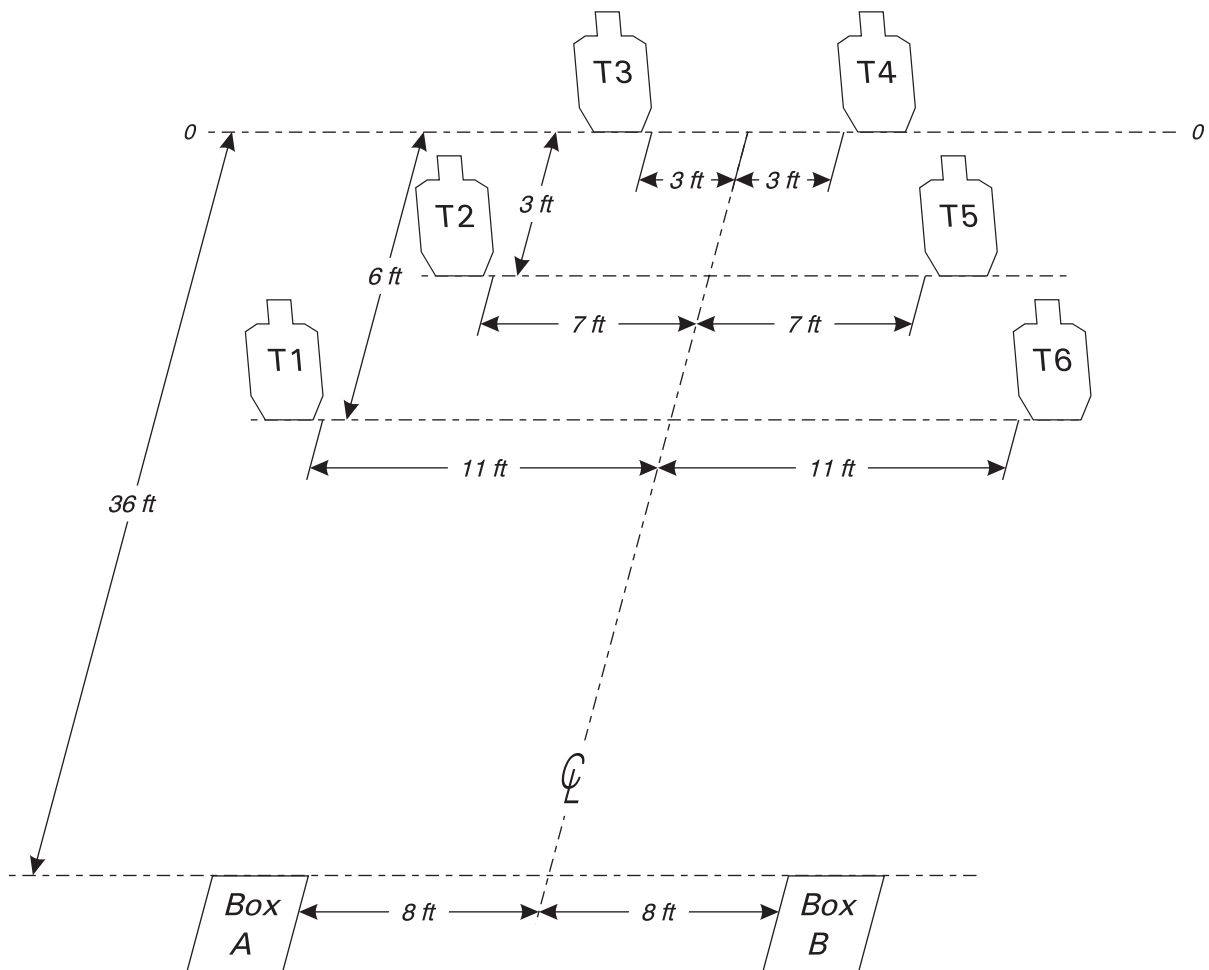
START POSITION: Standing in either Box A or Box B, both arms hanging relaxed at sides. Handgun is loaded and holstered as per ready condition in rule 8.1.1 and 8.1.2.

STAGE PROCEDURE

From Box A engage only T1-T3 with two rounds each.
From Box B engage only T4-T6 with two rounds each. Start in either Box A or Box B. Upon start signal, from the starting box engage the appropriate targets. Move to the remaining box and engage the appropriate targets.

SCORING

SCORING: Comstock, 12 rounds, 60 points
TARGETS: 6 IPSC
SCORED HITS: Best 2/paper
START - STOP: Audible - Last shot
PENALTIES: Per current edition USPSA Practical Shooting Handbook.



SETUP NOTES: Set paper targets to 5 feet high at shoulders. Shooting boxes are 3 feet by 3 feet.



Stage 2

Left Port

RULES: Practical Shooting Handbook, Latest Edition **COURSE DESIGNER:** Phil McKenzie

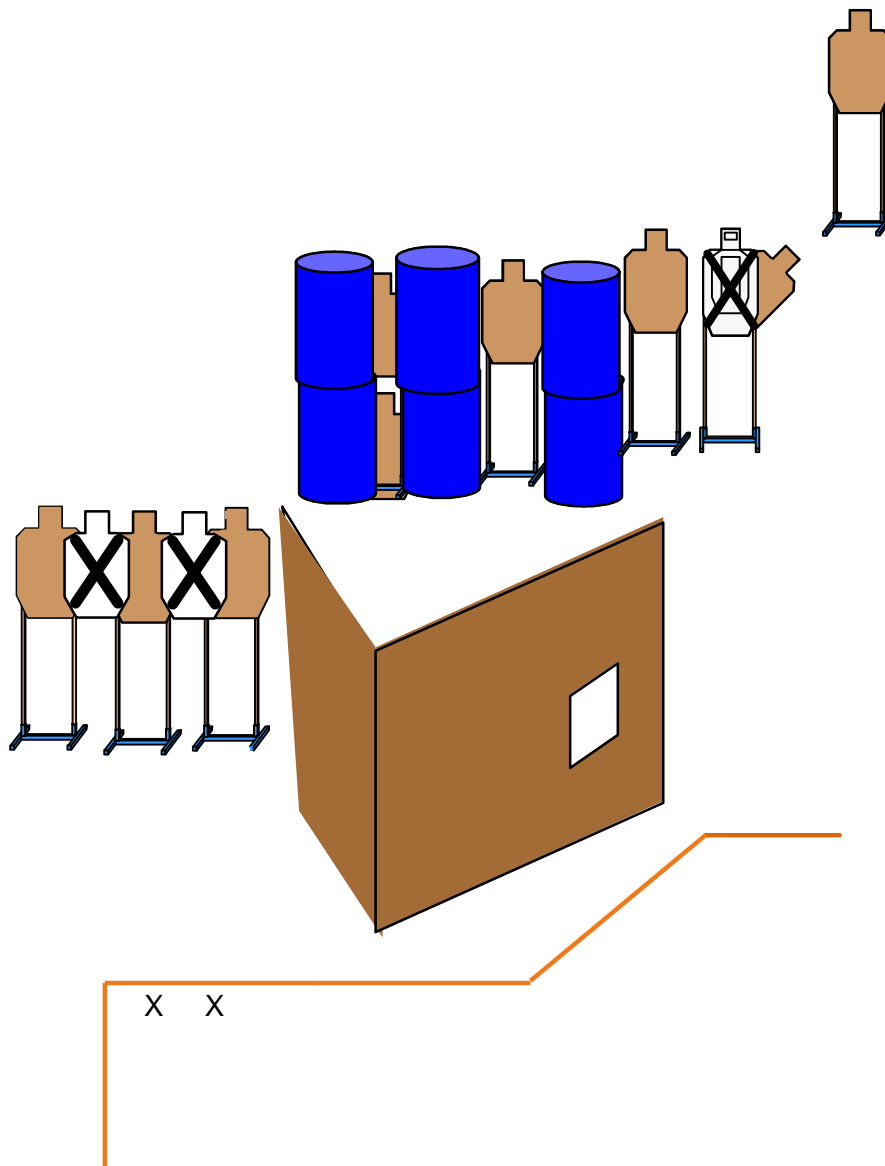
START POSITION: Standing in shooting area facing downrange with toes on marks. Handgun is loaded and holstered as per ready condition in rule 8.1.1 or 8.1.2.

STAGE PROCEDURE

On signal, draw and engage T1-T9 with two (2) rounds each.

SCORING

SCORING: Comstock, 18 rounds, 90 points
TARGETS: 9 IPSC
SCORED HITS: Best 2 per IPSC, steel down = 1A
START-STOP: Audible - Last shot
PENALTIES: Procedural. -10
No-shoot hit. -10
Miss. -10



SETUP NOTES: Targets between the barrels can only be engaged through the port. Set Fault Line no closer than 3' from any wall.

RO NOTES: None.

Stage 3

Times 3

RULES: Practical Shooting Handbook, Latest Edition **COURSE DESIGNER:** Phil McKenzie

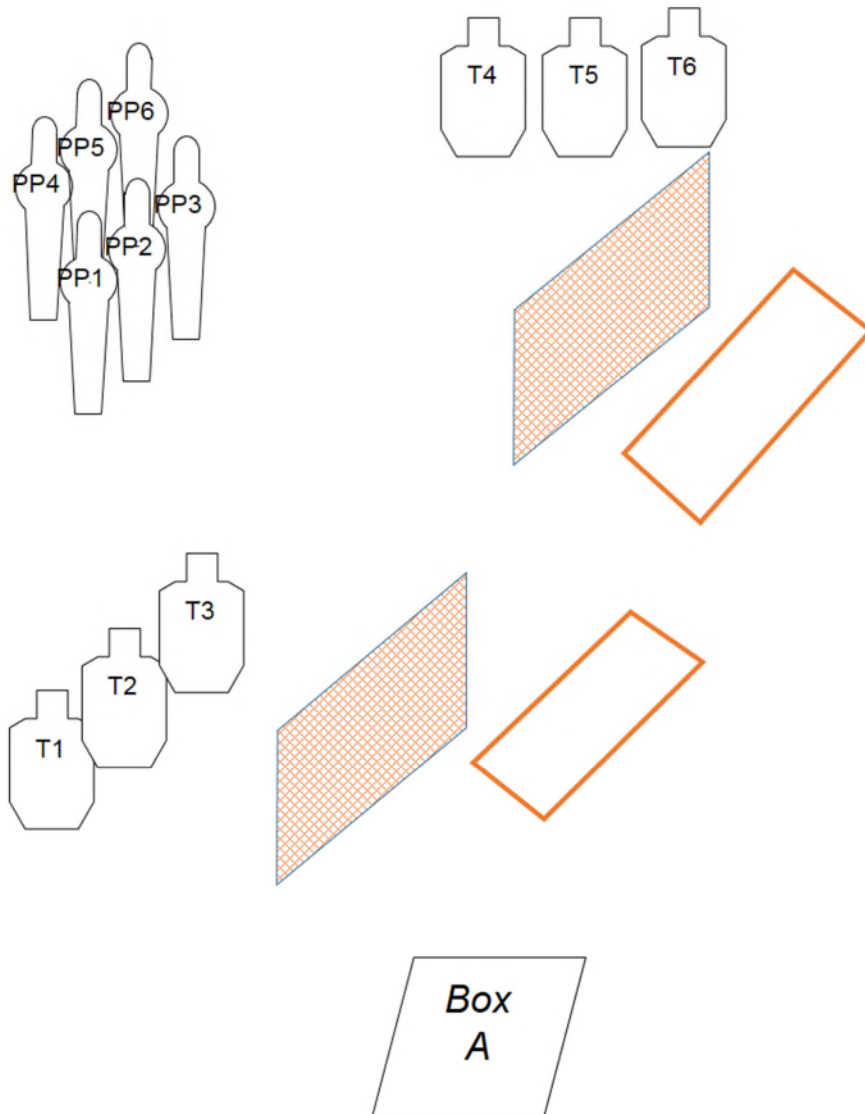
START POSITION: Standing in Box A with hands relaxed at sides. Handgun is loaded and holstered as per ready condition in rule 8.1.1 or 8.1.2.

STAGE PROCEDURE

On signal, draw and engage T1-T6 and knock down PP1-PP6 from the shooting area as and when visible. Box A is a shooting area.

SCORING

SCORING: Comstock, 18 rounds, 90 points
TARGETS: 6 IPSC, 6 PP
SCORED HITS: Best 2 per IPSC, steel down = 1A
START-STOP: Audible - Last shot
PENALTIES: Procedural. -10
Miss. -10



SETUP NOTES: Keep all Fault Lines at least 3' from any wall. Walls are set to prevent 180 traps and to only engage one array from each area.

RO NOTES: Watch for Foot Faults!!!

Stage 4

Lucky Star

RULES: Practical Shooting Handbook, Latest Edition **COURSE DESIGNER:** Bud Connolly

START POSITION: Standing in Box A with hands relaxed at sides. Handgun is loaded and holstered as per ready condition in rule 8.1.1 or 8.1.2.

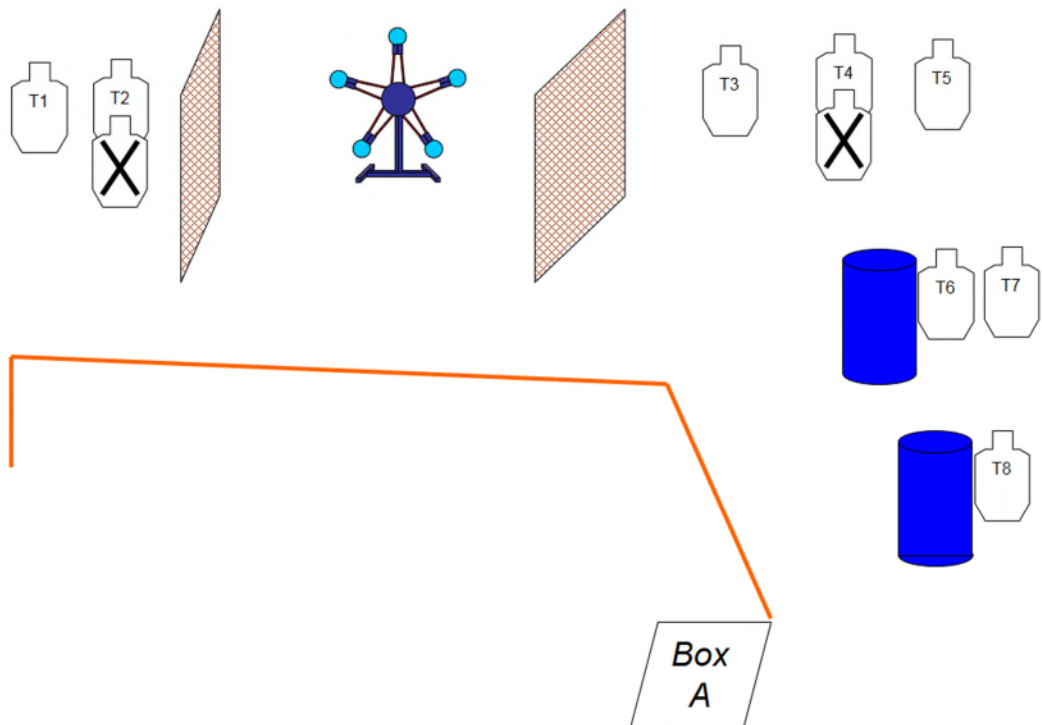
STAGE PROCEDURE

On signal, draw and engage T1-T8 with two (2) rounds each and knock P1-P5.

Box a is part of the Shooting Area.

SCORING

SCORING: Comstock, 21 rounds, 105 points
TARGETS: 8 IPSC, 5 Plates
SCORED HITS: Best 2 per IPSC, steel down = 1A
START-STOP: Audible - Last shot
PENALTIES: Procedural. -10
No-shoot hit. -10
Miss. -10



SETUP NOTES: T6-T8 are on short sticks and place next to the berm. Keep all Fault Lines at Least 3' from any wall.

RO NOTES: None