



# CM 99-42

# Fast'n Furious

**RULES:** Practical Shooting Handbook, Latest Edition **COURSE DESIGNER:** Desert Sportsman PS—Mods. by US Design Team

**START POSITION:** Standing in Box A facing barricade with both arms hanging relaxed at sides. Handgun is loaded and holstered as per ready condition in rule 8.1.1 and 8.1.2.

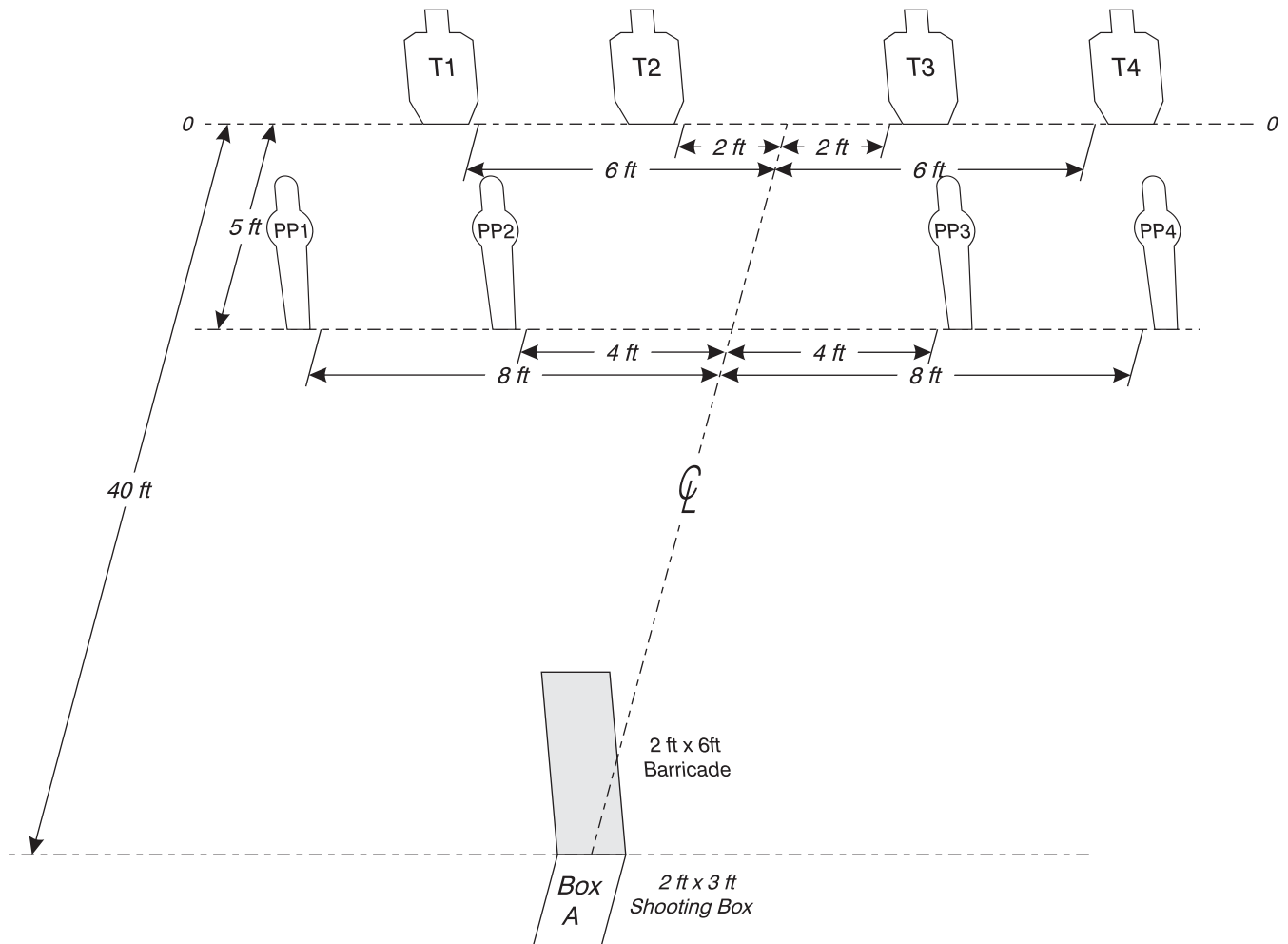
### STAGE PROCEDURE

Upon start signal, from Box A, engage only PP1, PP2, T1, and T2 from left side of barricade, make a mandatory reload, and from Box A, engage only PP3, PP4, T3, and T4 from the right side of barricade.

Competitor may begin on either side of the barricade.

### SCORING

**SCORING:** Comstock, 12 rounds, 60 points  
**TARGETS:** 4 IPSC, 4 Pepper poppers  
**SCORED HITS:** Best 2/paper, KD = 1 A  
**START - STOP:** Audible - Last shot  
**PENALTIES:** Per current edition USPSA Practical Shooting Handbook.  
Failure to perform mandatory reload will result in one procedural penalty for each shot fired.



**SETUP NOTES:** Set paper targets to 5 feet high at shoulders.





# CM 99-10

# Times Two

**RULES:** Practical Shooting Handbook, Latest Edition **COURSE DESIGNER:** US Design Team

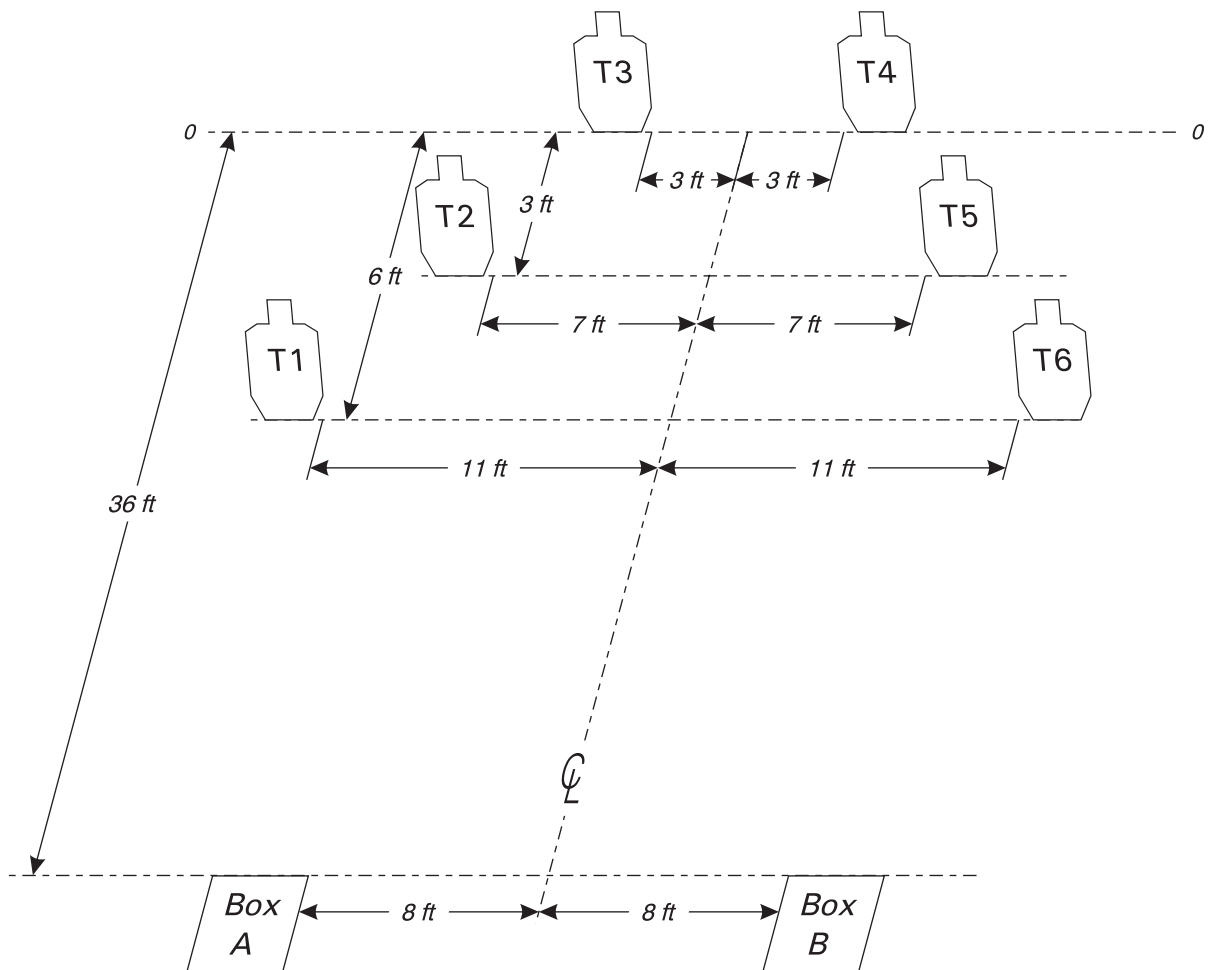
**START POSITION:** Standing in either Box A or Box B, both arms hanging relaxed at sides. Handgun is loaded and holstered as per ready condition in rule 8.1.1 and 8.1.2.

### STAGE PROCEDURE

From Box A engage only T1-T3 with two rounds each.  
From Box B engage only T4-T6 with two rounds each. Start in either Box A or Box B. Upon start signal, from the starting box engage the appropriate targets. Move to the remaining box and engage the appropriate targets.

### SCORING

**SCORING:** Comstock, 12 rounds, 60 points  
**TARGETS:** 6 IPSC  
**SCORED HITS:** Best 2/paper  
**START - STOP:** Audible - Last shot  
**PENALTIES:** Per current edition USPSA Practical Shooting Handbook.



**SETUP NOTES:** Set paper targets to 5 feet high at shoulders. Shooting boxes are 3 feet by 3 feet.





# CM 99-41

# Works For Me

**RULES:** Practical Shooting Handbook, Latest Edition **COURSE DESIGNER:** Joe DeSimone

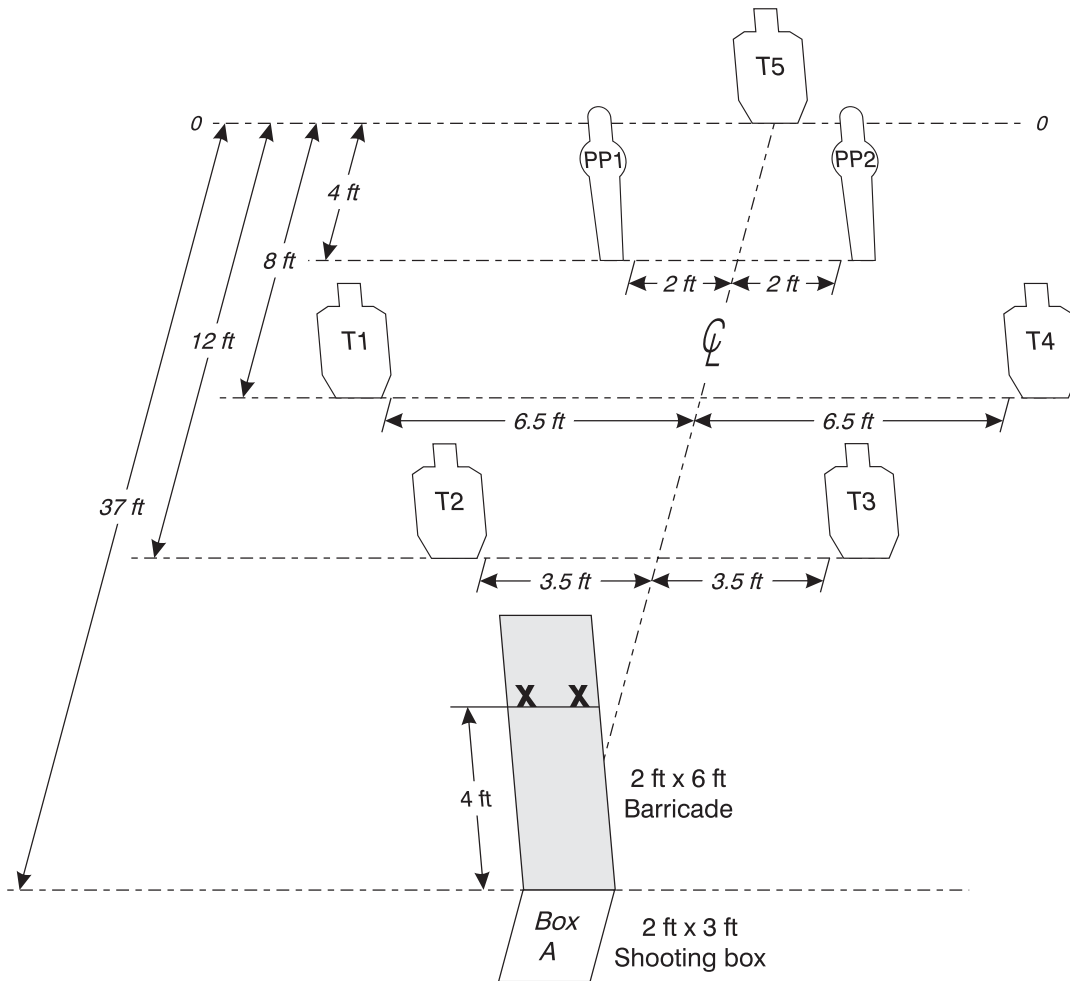
**START POSITION:** Standing in Box A with palms flat on barricade covering X marks. Handgun is loaded and holstered as per ready condition in rule 8.1.1 and 8.1.2.

### STAGE PROCEDURE

Upon start signal, from Box A, engage the appropriate targets from either side of the barricade. Then make a mandatory reload and from Box A engage the appropriate targets from the other side of the barricade. T1 and T2 must be engaged from only the left side of the barricade. T3 and T4 must be engaged from only the right side of the barricade. T5, PP1 and PP2 may be engaged from either side of the barricade. No further reload is required to engage targets after completing the original stage procedure.

### SCORING

**SCORING:** Comstock, 12 rounds, 60 points  
**TARGETS:** 5 IPSC, 2 Pepper poppers  
**SCORED HITS:** Best 2/paper, KD = 1 A  
**START - STOP:** Audible - Last shot  
**PENALTIES:** Per current edition of USPSA Practical Shooting Handbook.  
Failure to perform mandatory reload will result in one procedural penalty for each shot fired.



**SETUP NOTES:** Set paper targets to 5 feet high at shoulders. X marks are placed 6 inches inside each edge of barricade.





# CM 03-05

# Paper Poppers

**RULES:** Practical Shooting Handbook, Latest Edition **COURSE DESIGNER:** Clif King – Modifications by US Design Team

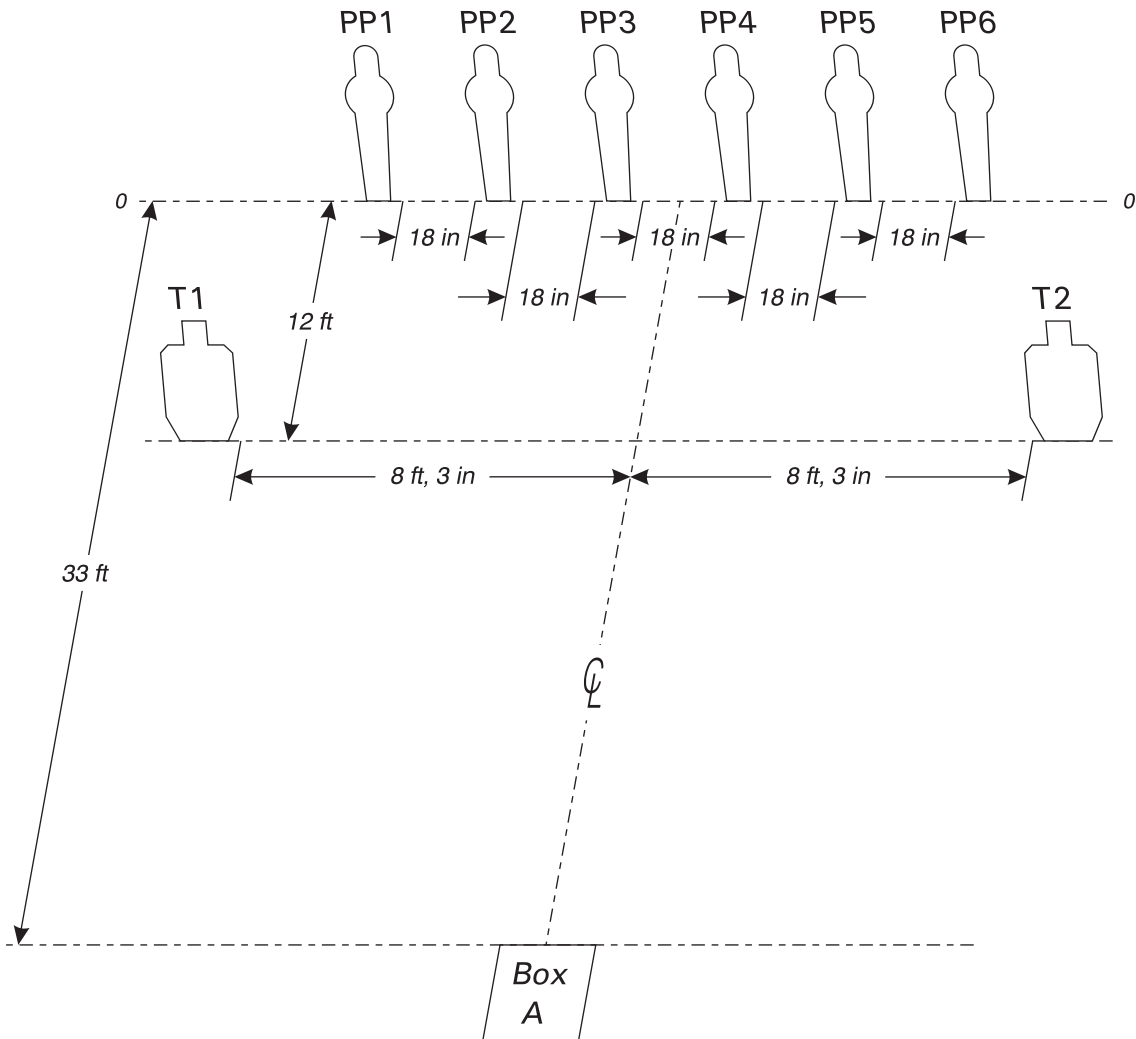
**START POSITION:** Standing in Box A, hands at surrender position (wrists above shoulders). Handgun is loaded and holstered as per ready condition in rule 8.1.1 and 8.1.2.

### STAGE PROCEDURE

Upon start signal, engage either Array 1, or Array 2, perform a mandatory reload and engage the second array. Paper requires two rounds each and steel must fall to score. A mandatory reload is required whenever changing arrays. Array 1 = paper; Array 2 = steel.

### SCORING

**SCORING:** Comstock, 10 rounds, 50 points  
**TARGETS:** 2 IPSC, 6 Pepper poppers  
**SCORED HITS:** Best 2/paper, KD = 1 A  
**START - STOP:** Audible - Last shot  
**PENALTIES:** Per current edition USPSA Practical Shooting Handbook.



**SETUP NOTES:** Set paper targets to 5 feet high at shoulders. Box A is 3-feet by 3-feet.

