



CM 06-03

Can You Count

RULES: USPSA Rule Book, Current Edition

COURSE DESIGNER: Mark Ramsey and John Golson

START POSITION: Standing erect in Box A, arms hanging naturally at sides. Handgun is loaded and holstered as per ready condition in rule 8.1.1 and 8.1.2.

STAGE PROCEDURE

On signal, from Box A only:

String 1: Engage T1 with five rounds only. Perform a mandatory reload and engage T2 with five rounds only.

String 2: Engage T3 with five rounds only. Perform a mandatory reload and engage T4 with five rounds only.

Targets within a string may be engaged in any order without penalty

SCORING

SCORING: Virginia Count, 20 rounds, 100 points

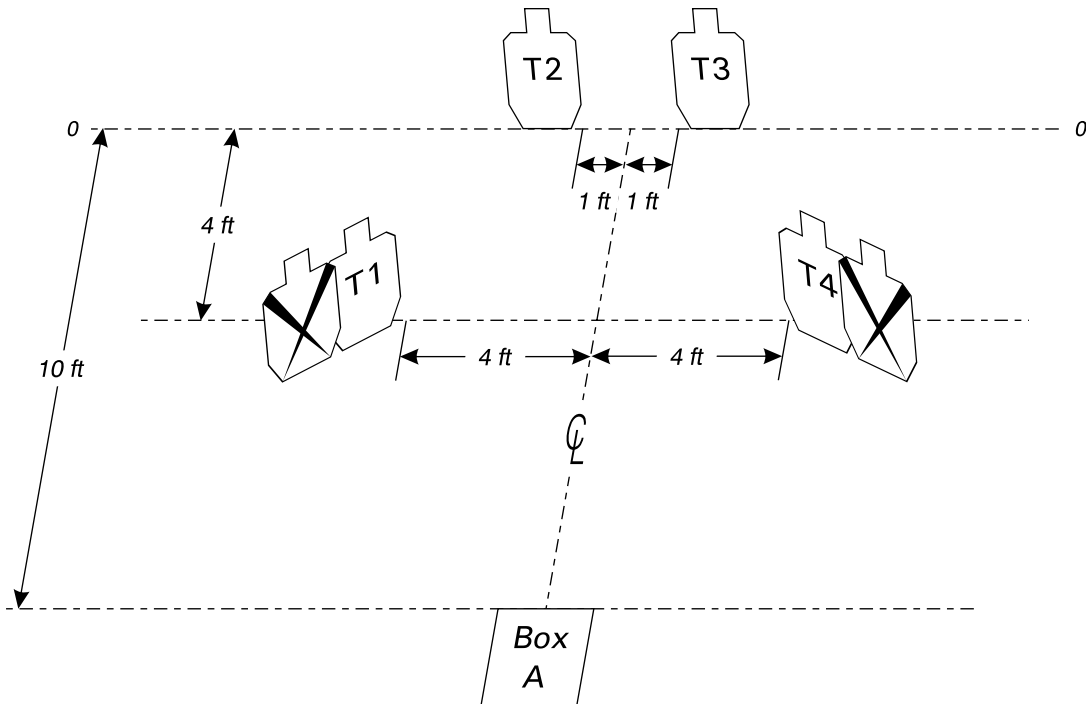
TARGETS: 4 IPSC

SCORED HITS: Best 5/paper

START - STOP: Audible - Last shot

PENALTIES: Per current edition of USPSA Rule Book.

Failure to perform reload is per-shot-fired penalty.



SETUP NOTES: Set targets T1 and T4 to 4 feet high at shoulders and angled at 45 degrees from the center line. Set targets T2 and T3 to 5 feet at shoulders. Scoring lines of no-shoots overlay C-zone scoring lines



of targets. Bottom of no-shoot is even with bottom of target. Box A is 3 feet by 3 feet.



CM 03-11

El Strong & Weak Pres

RULES: Practical Shooting Handbook, Latest Edition **COURSE DESIGNER:** Jim Paxon -- Modifications by US Design Team

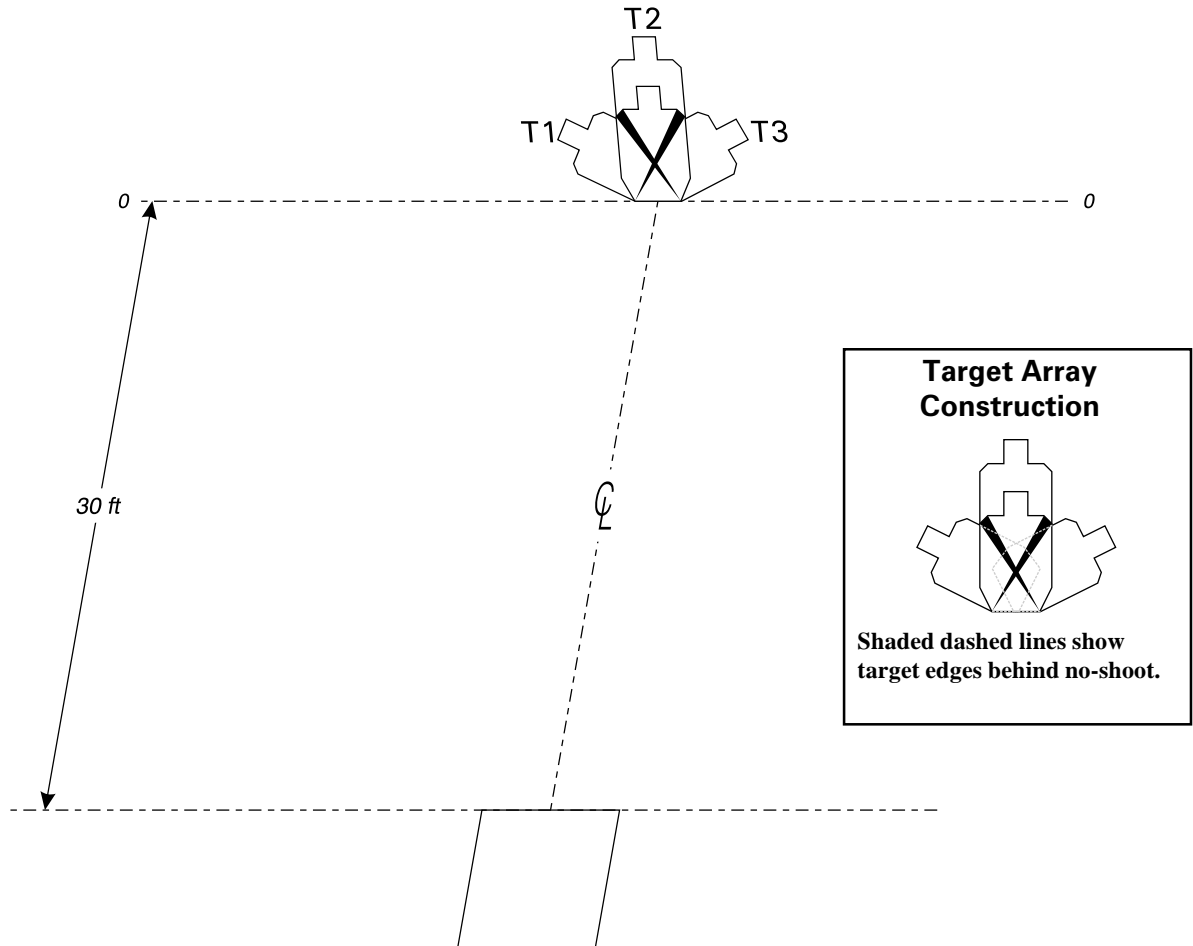
START POSITION: Standing in shooting box, facing uprange, toes of both feet against rear of shooting box, shoulders square with box, and hands on ears or hearing protection. Handgun is loaded and holstered as per ready condition in rule 8.1.1 and 8.1.2.

STAGE PROCEDURE

- String 1: Upon start signal, turn, then draw and engage T1-T3 with only two rounds each **FREESTYLE**, then perform a mandatory reload and re-engage T1-T3 with two rounds each **STRONG HAND ONLY**.
- String 2: Upon start signal, turn, then draw and engage T1-T3 with two rounds each, perform a mandatory reload and re-engage T1-T3 with two rounds each **WEAK HAND ONLY**.

SCORING

- SCORING:** Virginia Count, 24 rounds, 120 points
- TARGETS:** 3 IPSC
- SCORED HITS:** Best 8/paper
- START - STOP:** Audible - Last shot
- PENALTIES:** Per current edition USPSA Practical Shooting Handbook.



SETUP NOTES: Set T2 to 5 feet high at shoulders. Shooting box is 3 feet by 3 feet. Top of no-shoot touches bottom of A imprinted in center A zone.





CM 03-05

Paper Poppers

RULES: Practical Shooting Handbook, Latest Edition **COURSE DESIGNER:** Clif King – Modifications by US Design Team

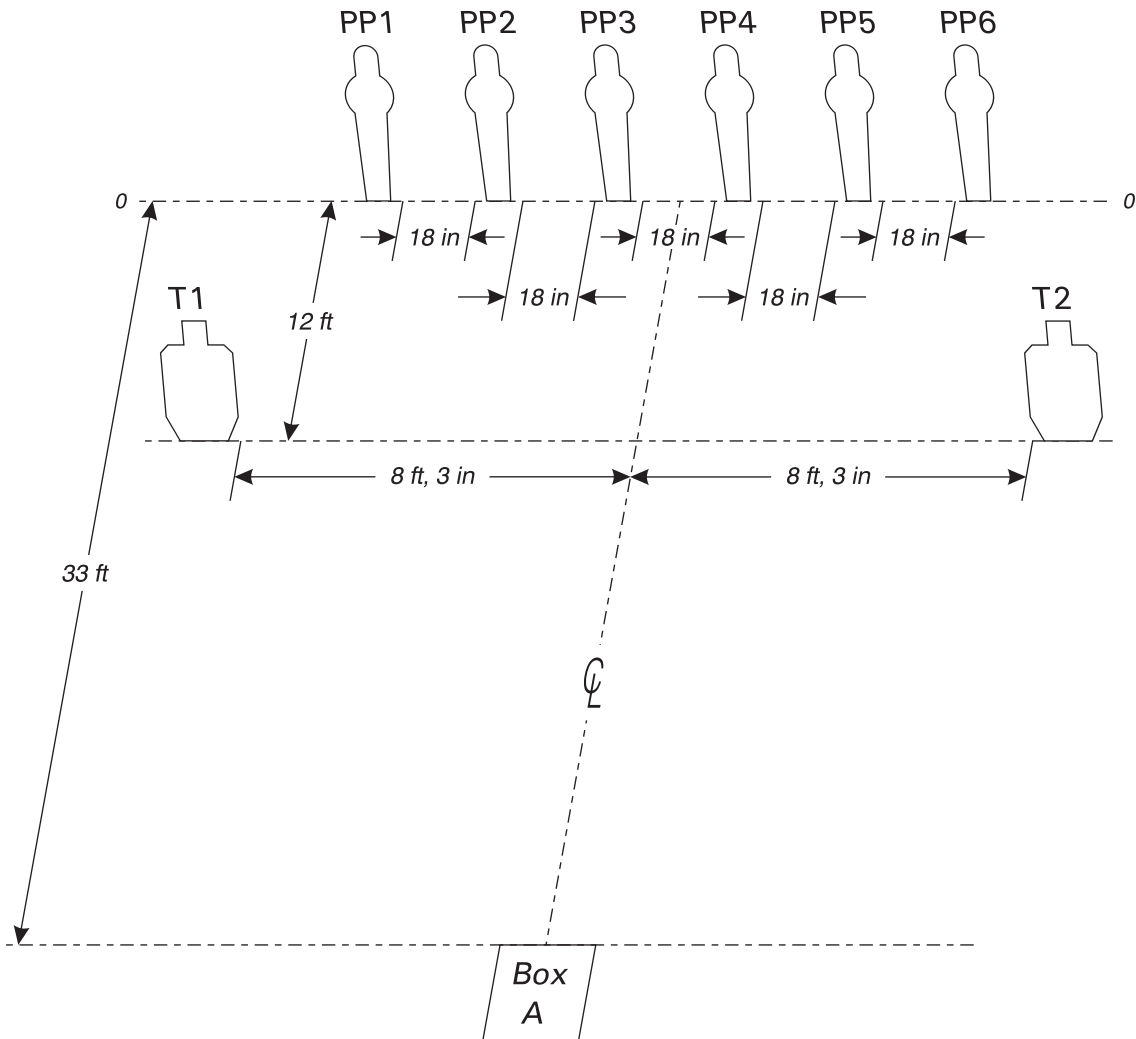
START POSITION: Standing in Box A, hands at surrender position (wrists above shoulders). Handgun is loaded and holstered as per ready condition in rule 8.1.1 and 8.1.2.

STAGE PROCEDURE

Upon start signal, engage either Array 1, or Array 2, perform a mandatory reload and engage the second array. Paper requires two rounds each and steel must fall to score. A mandatory reload is required whenever changing arrays. Array 1 = paper; Array 2 = steel.

SCORING

SCORING: Comstock, 10 rounds, 50 points
TARGETS: 2 IPSC, 6 Pepper poppers
SCORED HITS: Best 2/paper, KD = 1 A
START - STOP: Audible - Last shot
PENALTIES: Per current edition USPSA Practical Shooting Handbook.



SETUP NOTES: Set paper targets to 5 feet high at shoulders. Box A is 3-feet by 3-feet.





CM 08-02

Steeler Standards

RULES: USPSA Rule Book, Current Edition

COURSE DESIGNER: George Jones

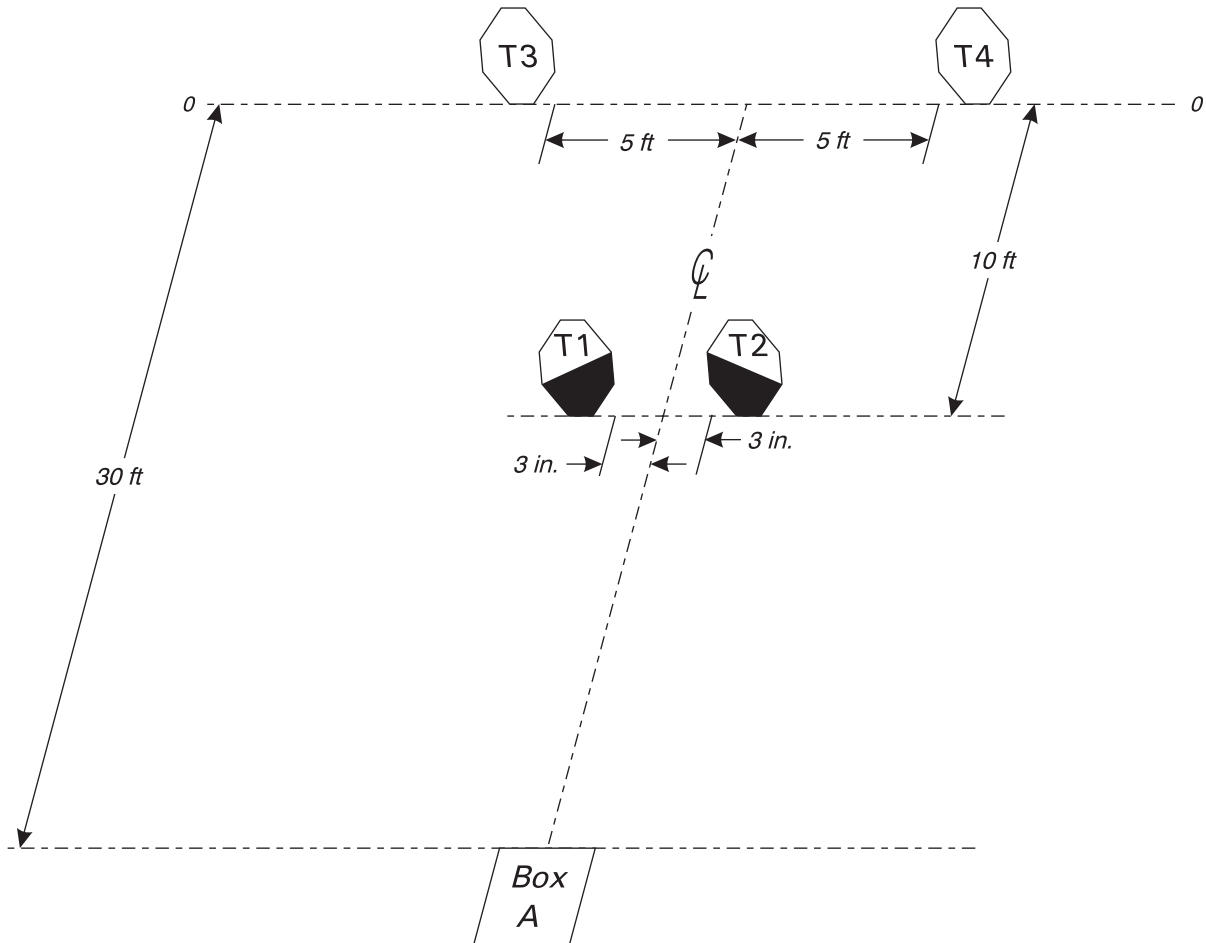
START POSITION: Standing in Box A, hands above shoulders. Handgun is loaded and holstered as per ready condition in rule 8.1.1 and 8.1.2.

STAGE PROCEDURE

- String 1: From Box A only, engage T1-T4 with only one round each freestyle, then perform a mandatory reload, then re-engage T1-T4 with one round each freestyle.
- String 2: From Box A only, engage T1-T4 with only one round each freestyle, then perform a mandatory reload, then re-engage T1-T4 with one round each strong hand only.
- String 3: From Box A only, engage T1-T4 with one round each weak hand only.

SCORING

- SCORING:** Virginia Count, 20 rounds, 100 points
- TARGETS:** 4 Classic
- SCORED HITS:** Best 5/paper
- START - STOP:** Audible - Last shot
- PENALTIES:** Per current edition of USPSA Rule Book.



SETUP NOTES: T1 and T2 are 4.5 feet high at top of target. Set targets T1 and T2 six inches apart edge to edge. T3 and T4 are 4 feet high at top of target. Box A is 3 feet by 3 feet.





CM 99-10

Times Two

RULES: Practical Shooting Handbook, Latest Edition **COURSE DESIGNER:** US Design Team

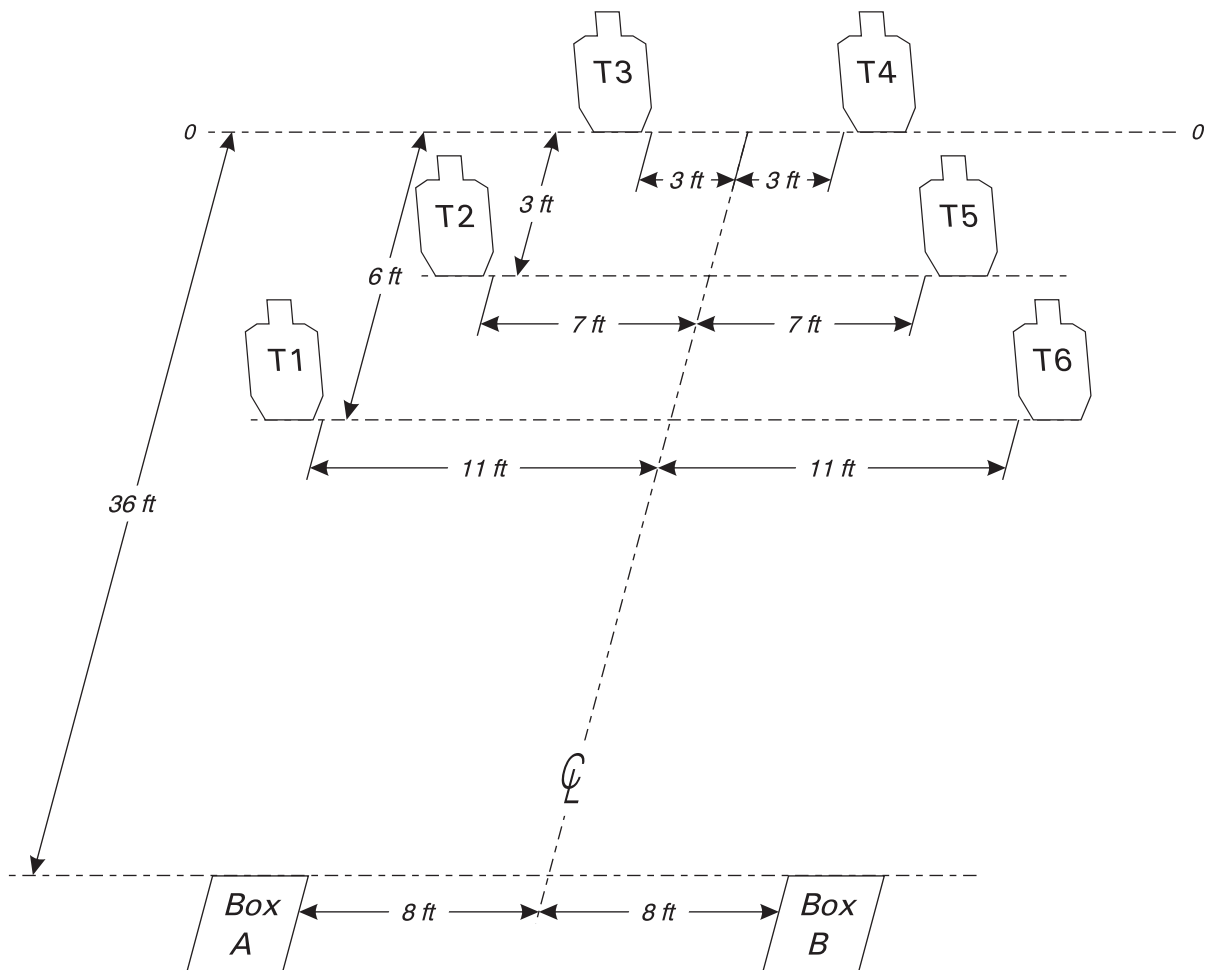
START POSITION: Standing in either Box A or Box B, both arms hanging relaxed at sides. Handgun is loaded and holstered as per ready condition in rule 8.1.1 and 8.1.2.

STAGE PROCEDURE

From Box A engage only T1-T3 with two rounds each.
From Box B engage only T4-T6 with two rounds each. Start in either Box A or Box B. Upon start signal, from the starting box engage the appropriate targets. Move to the remaining box and engage the appropriate targets.

SCORING

SCORING: Comstock, 12 rounds, 60 points
TARGETS: 6 IPSC
SCORED HITS: Best 2/paper
START - STOP: Audible - Last shot
PENALTIES: Per current edition USPSA Practical Shooting Handbook.



SETUP NOTES: Set paper targets to 5 feet high at shoulders. Shooting boxes are 3 feet by 3 feet.





CM 03-18

High Standards

RULES: Practical Shooting Handbook, Latest Edition **COURSE DESIGNER:** Dave Miller — Modifications by US Design Team

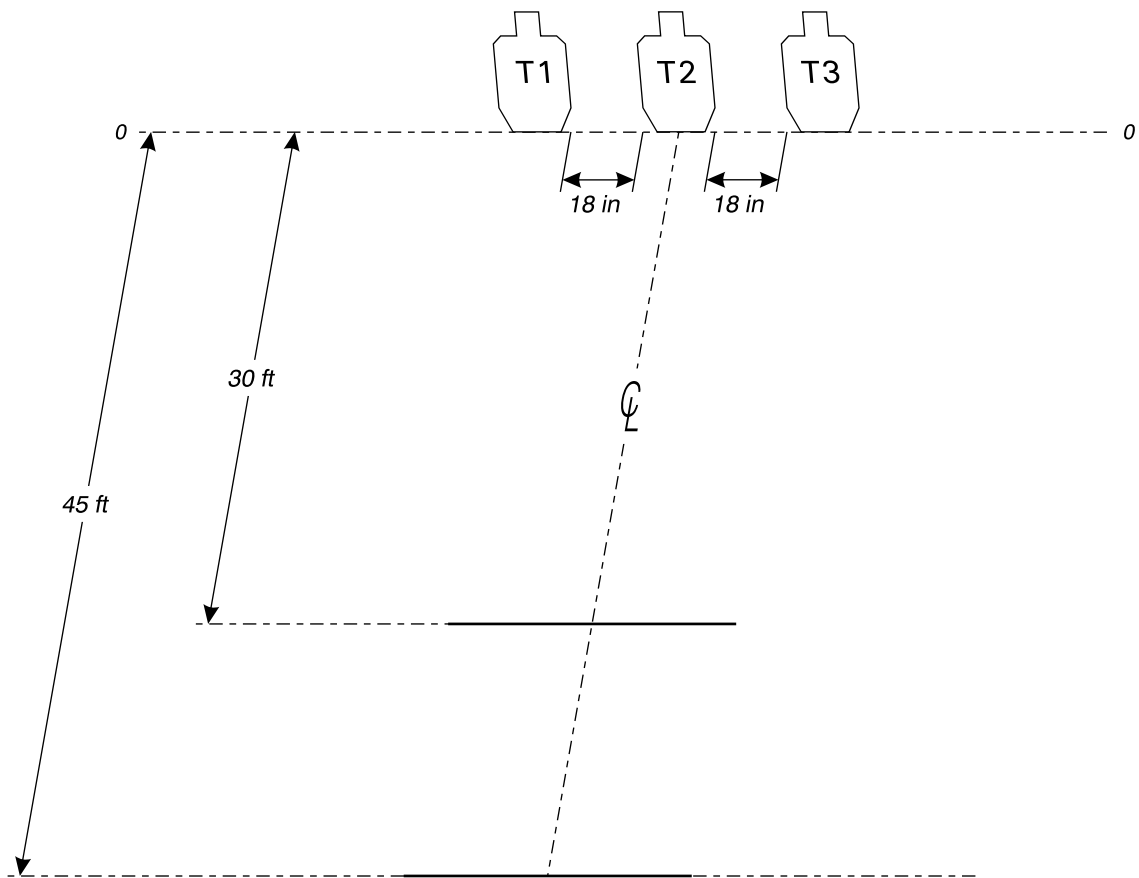
START POSITION: Standing naturally behind fault line, facing downrange, hands relaxed at sides. Handgun is loaded and holstered as per ready condition in rule 8.1.1 and 8.1.2.

STAGE PROCEDURE

- String 1. On signal, from behind 15-yard fault line, engage T1-T3 with only two rounds each freestyle, perform a mandatory reload and re-engage T1-T3 with only two rounds each, strong hand only.
 - String 2. On signal, from behind 10-yard fault line, engage T1-T3 with only two rounds each freestyle, perform a mandatory reload and re-engage T1-T3 with only two rounds each, weak hand only.
- Stacking of shots is not allowed.

SCORING

- SCORING:** Virginia Count, 24 rounds, 120 points
- TARGETS:** 3 IPSC
- SCORED HITS:** Best 8/paper
- START - STOP:** Audible - Last shot
- PENALTIES:** Per current edition USPSA Practical Shooting Handbook.



SETUP NOTES: Targets are set to 5 feet high at shoulder.

