

# Stage 1

# Down the Middle

**RULES:** Practical Shooting Handbook, Latest Edition **COURSE DESIGNER:** Bud Connolly

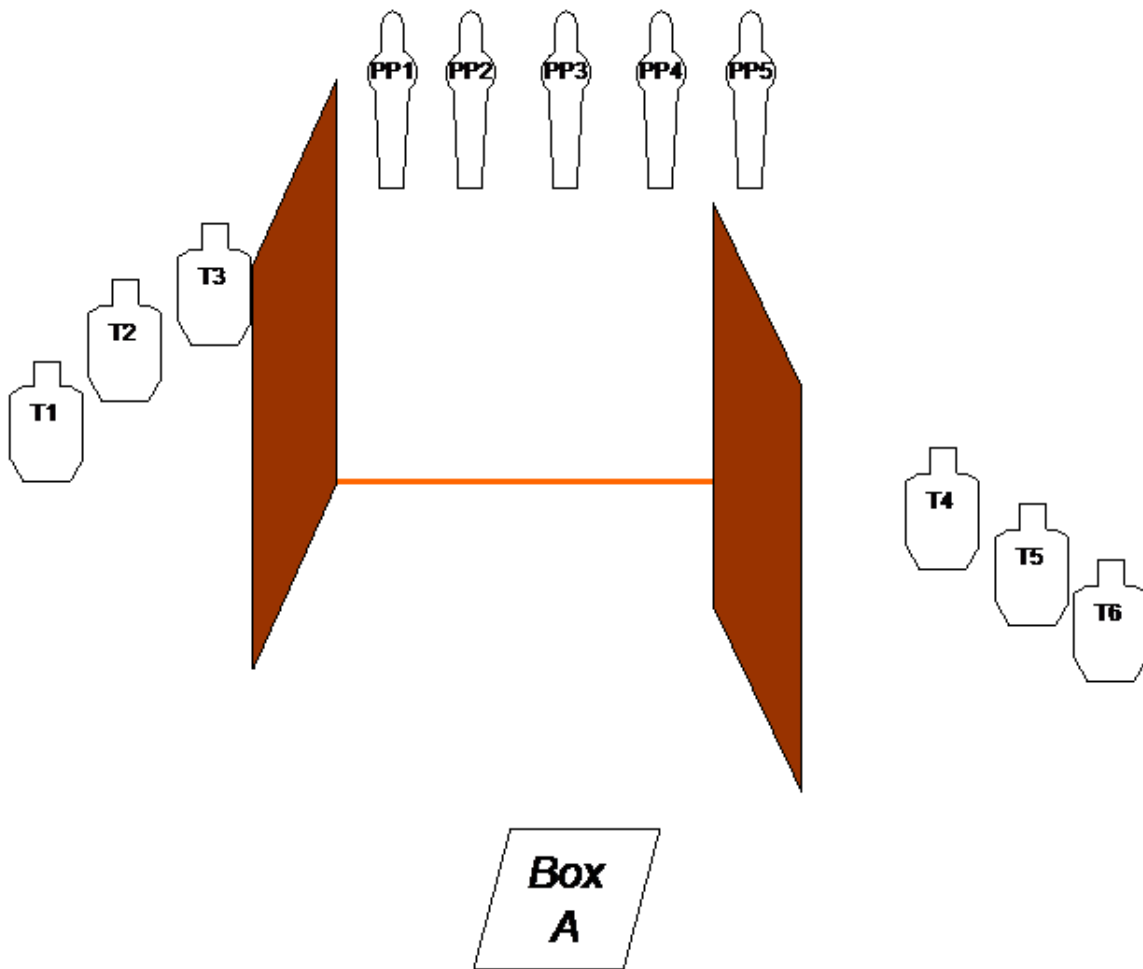
**START POSITION:** Standing in Box A with hands relaxed at sides. Handgun is loaded and holstered as per ready condition in rule 8.1.1 or 8.1.2.

### STAGE PROCEDURE

On signal, draw and engage T1-T6 with two (2) rounds each and knock down PP1-PP5.

### SCORING

**SCORING:** Comstock, 17 rounds, 85 points  
**TARGETS:** 6 Classic, 5 PP  
**SCORED HITS:** Best 2 per Classic, steel down = 1A  
**START-STOP:** Audible - Last shot  
**PENALTIES:** Procedural. -10  
Miss. -10



**SETUP NOTES:** Fault line is 10 yards in front of PP1-PP5. Walls are used to block T1-T6 from 180°. Box A is at least 25 yards from steel.

**RO NOTES:** None.



# CM 06-05

# Fluffy's Revenge 2

RULES: USPSA Rule Book, Current Edition

COURSE DESIGNER: Beth Wingfield

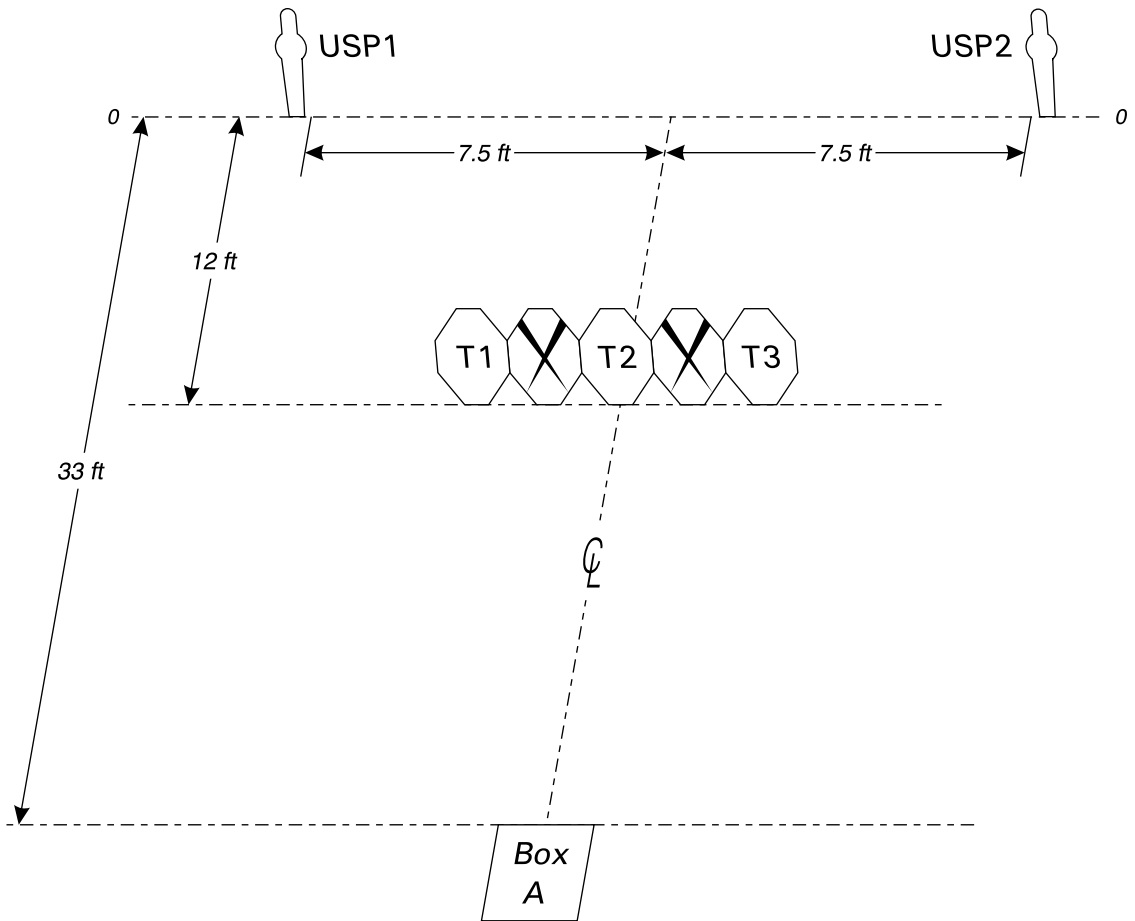
**START POSITION:** Standing in Box A, wrists above shoulders, facing uprange. Handgun is loaded and holstered as per ready condition in rule 8.1.1 and 8.1.2.

### STAGE PROCEDURE

On signal, turn, then draw and engage targets from Box A only.

### SCORING

**SCORING:** Comstock, 8 rounds, 40 points  
**TARGETS:** 3 Classic, 2 US Poppers  
**SCORED HITS:** Best 2/paper, KD = 1A  
**START - STOP:** Audible - Last shot  
**PENALTIES:** Per current edition of USPSA Rule Book.



**SETUP NOTES:** Set targets to 5 feet high at top and edge to edge. Center of T2 is center line of course. Box A is 3 feet by 3 feet.



# Stage 3

# Starport

**RULES:** Practical Shooting Handbook, Latest Edition    **COURSE DESIGNER:** Bud Connolly

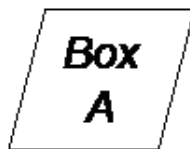
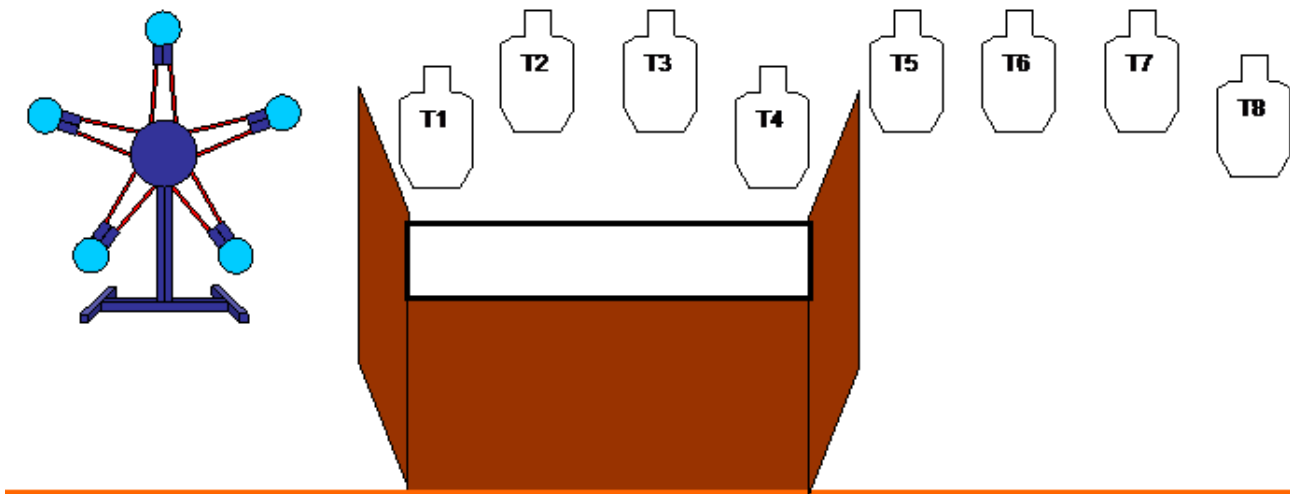
**START POSITION:** Standing in Box A with hands relaxed at sides. Handgun is loaded and holstered as per ready condition in rule 8.1.1 or 8.1.2.

### STAGE PROCEDURE

On signal, draw and engage T1-T8 with two (2) rounds each and knock down Plates 1-5.

### SCORING

**SCORING:** Comstock, 21 rounds, 105 points  
**TARGETS:** 8 Classic, 5 Plates  
**SCORED HITS:** Best 2 per Classic, steel down = 1A  
**START-STOP:** Audible - Last shot  
**PENALTIES:** Procedural. -10  
Miss. -10



**SETUP NOTES:** Ensure that at least two targets can only be engaged through the port. Texas Star is at least 10 yards from the Fault Line.

**RO NOTES:** None.

# Stage 4

# Tri Corner Hat

**RULES:** Practical Shooting Handbook, Latest Edition    **COURSE DESIGNER:** Bud Connolly

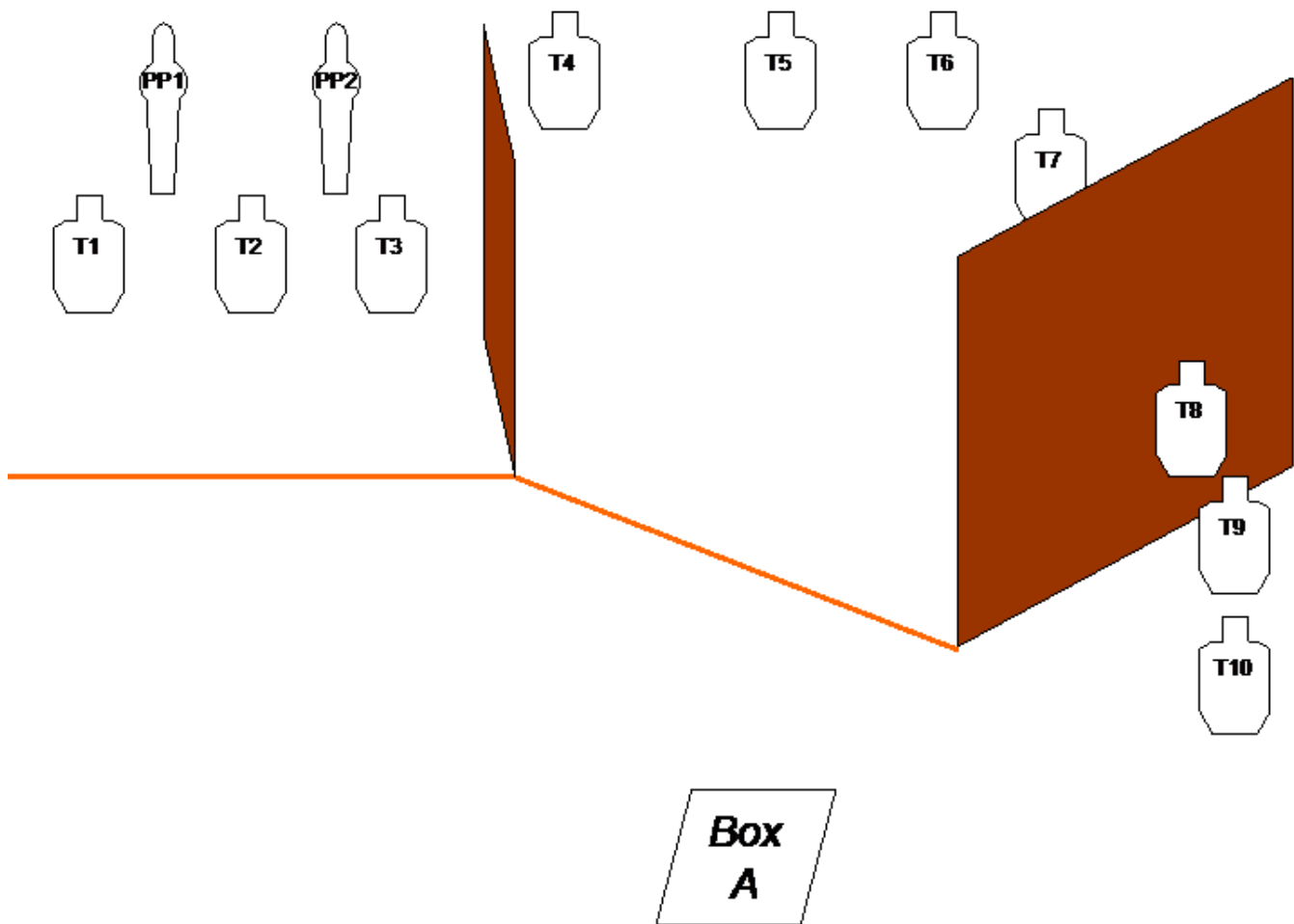
**START POSITION:** Standing in Box A with hands relaxed at sides. Handgun is loaded and holstered as per ready condition in rule 8.1.1 or 8.1.2.

### STAGE PROCEDURE

On signal, draw and engage T1-T10 with two (2) rounds each and knock down PP1-PP2.

### SCORING

**SCORING:** Comstock, 22 rounds, 110 points  
**TARGETS:** 10 Classic, 2 PP  
**SCORED HITS:** Best 2 per Classic, steel down = 1A  
**START-STOP:** Audible - Last shot  
**PENALTIES:** Procedural. -10  
Miss. -10



**SETUP NOTES:** Set T8-T10 so that they can not be engaged past the 180°.

**RO NOTES:** None.